



Australian Government

Great Barrier Reef  
Marine Park Authority

GREAT BARRIER REEF MARINE PARK AUTHORITY

# Annual Report

2019–20



© Commonwealth of Australia (Great Barrier Reef Marine Park Authority) 2020  
Published by the Great Barrier Reef Marine Park Authority

ISSN 0155-8072

This document is licensed by the Commonwealth of Australia for use under a Creative Commons By Attribution 4.0 International licence with the exception of the Coat of Arms of the Commonwealth of Australia, the logo of the Great Barrier Reef Marine Park Authority, any other material protected by a trademark, content supplied by third parties and any photographs. For licence conditions see: <http://creativecommons.org/licences/by/4.0>



This report can be viewed from [www.gbrmpa.gov.au/about-us/corporate-information/annual-report](http://www.gbrmpa.gov.au/about-us/corporate-information/annual-report)

Prepared by: Great Barrier Reef Marine Park Authority

Designed by: Vetta Productions

Front cover image: Master Reef Guides at field school in northern Great Barrier Reef in February 2020.

© Johnny Gaskell

The Great Barrier Reef Marine Park Authority acknowledges the continuing sea country management and custodianship of the Great Barrier Reef by Aboriginal and Torres Strait Islander Traditional Owners whose rich cultures, heritage values, enduring connections and shared efforts protect the Reef for future generations.

Aboriginal and Torres Strait Islander readers are advised this publication may contain names and images of deceased persons.

### Printing standards

Printed on Pacesetter coated FSC Mix certified paper, which meets the printing standards for documents presented to the Australian Parliament. This report has been printed using environmentally responsible print techniques.

### This publication should be cited as:

Great Barrier Reef Marine Park Authority 2020, *Annual Report 2019–20*, GBRMPA, Townsville.



**Australian Government**

**Great Barrier Reef  
Marine Park Authority**

Comments and questions regarding this document are welcome and should be addressed to:

Director Communications and Regional Engagement  
Great Barrier Reef Marine Park Authority  
280 Flinders Street  
(PO Box 1379)  
Townsville QLD 4810, Australia

Phone: (07) 4750 0700  
Email: [info@gbrmpa.gov.au](mailto:info@gbrmpa.gov.au)  
[www.gbrmpa.gov.au](http://www.gbrmpa.gov.au)



# Letter of transmittal

Great Barrier Reef Marine Park Authority  
PO Box 1379  
TOWNSVILLE QLD 4810

28 September 2020

The Hon Sussan Ley MP  
Minister for the Environment  
PO Box 6022  
House of Representatives  
Parliament House  
CANBERRA ACT 2600

Dear Minister

In accordance with subsection 53(1) of the *Great Barrier Reef Marine Park Act 1975*, I am pleased to submit the annual report of the Great Barrier Reef Marine Park Authority (the Authority) for the year ended 30 June 2020.

The report has been prepared for the purpose of section 46 of the *Public Governance, Performance and Accountability Act 2013* (PGPA Act), which requires an annual report be given to the entity's responsible Minister for presentation to the Parliament.

The report has also been prepared in accordance with the requirements for annual reports for departments, executive agencies and other non-corporate Commonwealth entities, as approved by the Joint Committee of Public Accounts and Audit under subsection 70(2) of the *Public Service Act 1999*; and in accordance with the *Resource Management Guide No. 135: Annual reports for non-corporate Commonwealth entities*, updated by the Department of Finance in July 2020.

In accordance with section 10 of the PGPA Rule 2014 (Fraud Rule) and the Commonwealth Fraud Control Policy (Fraud Policy), the Authority has prepared fraud risk assessments and fraud control plans, and has taken all reasonable measures to minimise the incidence of fraud and to investigate and recover the proceeds of fraud against the Authority.

In submitting this annual report, I would also like to acknowledge the continued hard work of the Authority's staff in delivering against our purpose and objectives.

Yours sincerely



Josh Thomas  
Chief Executive Officer



Figure 1: Map of the Great Barrier Reef Region



# Table of contents

Letter of transmittal	3
<b>Part 1 Introduction</b>	<b>9</b>
About this annual report	9
Chief Executive Officer's review	10
<b>Part 2 Overview</b>	<b>15</b>
About the Great Barrier Reef Marine Park Authority	15
Accountable authority	16
Organisational structure	17
Responsible ministers	18
Legislative framework	18
Finances overview	19
Staff overview	20
<b>Part 3 Performance</b>	<b>21</b>
Introduction	21
<b>Program area 1: Providing expert knowledge to influence and advise key decision-makers on managing, reducing or avoiding significant threats to the Reef</b>	<b>22</b>
Key achievements	22
Performance results	23
Results against performance criteria	23
Analysis of performance against purpose	25
Case study: Hosting of the International Coral Reef Initiative (ICRI) General Meeting	27
Case study: <i>Outlook Report 2019</i>	28
<b>Program area 2: Regulating and ensuring Marine Park user compliance</b>	<b>29</b>
Key achievements	29
Performance results	30
Results against performance criteria	30
Analysis of performance against purpose	49
<b>Program area 3: Educating and fostering stewardship to enhance protection of the Reef</b>	<b>52</b>
Key achievements	52
Performance results	53
Results against performance criteria	54
Analysis of performance against purpose	63
Case study: Be Reef Smart	65
<b>Program area 4: Enhancing Reef resilience through continuous improvement and new initiatives across all aspects of management</b>	<b>66</b>
Key achievements	66
Performance results	67
Results against performance criteria	67
Analysis of performance against purpose	72
Case study: Conservation action to control a coral-eating pest in the Capricorn Bunker Group	74
<b>Part 4 Management and Accountability</b>	<b>75</b>
Governance review	76
Great Barrier Reef Marine Park Authority Board	76
Senior executive	81

Audit and Risk Management Committee	81
Risk management	83
Reflect Reconciliation Action Plan	84
Advisory committees	84
Corporate and operational plans	85
External scrutiny	86
Management of human resources	87
Business continuity, protective security and property management	91
Asset management	92
Purchasing	93
<b>Part 5 Finances</b>	<b>95</b>
<b>Part 6 Appendices</b>	<b>131</b>
Appendix A: Agency resource statement and resources for outcomes	132
Appendix B: Staffing overview	134
Appendix C: Advertising and marketing	138
Appendix D: Freedom of information	139
Appendix E: Ecologically sustainable development and environmental performance	140
Appendix F: Papers and presentations by agency staff	144
Appendix G: Queensland Government financials	146
<b>Part 7 Acronyms and Index</b>	<b>159</b>
Acronyms	160
Glossary	161
List of requirements	162
Alphabetical index	169



# Tables

Table 1:	Accountable authority	16
Table 2:	Summary of performance results for Program area 1	23
Table 3:	Summary of performance results for Program area 2	29
Table 4:	Permission System Service Charter — Timeframes for decisions made in 2019–20	40
Table 5:	Permission System Service Charter — Commitments for environmental management charge obligations and permission compliance 2019–20	40
Table 6:	Summary of performance results for Program area 3	53
Table 7:	Summary of performance results for Program area 4	67
Table 8:	Meetings of the Great Barrier Reef Marine Park Authority Board 2019–20	80
Table 9:	Meetings of the Great Barrier Reef Marine Park Authority Audit and Risk Management Committee 2019–20	83
Table 10:	Information about remuneration for key management personnel	90
Table 11:	Number and expenditure of consultants	93
Table 12:	Authority resource statement	132
Table 13:	Expenses and resources for outcome 1	133
Table 14:	Employee overview, 30 June 2020	134
Table 15:	Employee overview, 30 June 2019	135
Table 16:	Workplace diversity figures, 30 June 2020	136
Table 17:	Workplace diversity figures, 30 June 2019	136
Table 18:	Salary ranges by classification level 2019–20	137
Table 19:	Media advertising organisations used in 2019–20	138

# Figures

Figure 1:	Map of Great Barrier Reef Region	4
Figure 2:	Organisational structure as at 30 June 2020	17
Figure 3:	Revenue by source 2019–20	19
Figure 4:	Expenses by category 2019–20	19
Figure 5:	Permit applications received for each assessment approach category	32
Figure 6:	Decisions made by the assessment approach	33
Figure 7:	Number of permit applications under assessment at any one time	34
Figure 8:	Type and number of current permissions managed by the Authority, as at 30 June 2020	35
Figure 9:	Recorded permission non-compliances by allegation type during 2019–20	37
Figure 10:	Source of recorded permission non-compliances, July 2015 – June 2020	38
Figure 11:	Number and method of permit application submissions since the introduction of Permits Online in October 2017	39
Figure 12:	Notification approvals processed online in the reporting period, displayed by vessel type	39
Figure 13:	Compliance effort and outcomes	45
Figure 14:	Trend in recreational fishing offences	46
Figure 15:	Trends in the number of commercial line fishing offences since 2015	47
Figure 16:	The TUMRA program continues to maintain a high level of involvement with Traditional Owner groups representing 17 clans and tribes in nine accredited TUMRAs	50
Figure 17:	Reef HQ Aquarium highlights 2019–20	55
Figure 18:	Tourism Industry Roadshow 2020	61
Figure 19:	Digital communication highlights 2019–20	62
Figure 20:	Map showing the locations of 134 high value reefs across the Marine Park that were managed by the Crown-of-thorns Starfish Control Program in 2019–20	71
Figure 21:	Outcomes of pest management across 134 high value reefs managed by the Crown-of-thorns Starfish Control Program in 2019–20	71
Figure 22:	Corporate and operational planning process	86



An aerial photograph of a coral reef. The water is a vibrant turquoise color, with darker patches of coral visible beneath the surface. On the left side, a small white boat with two people is visible. The overall scene is bright and clear, showcasing the natural beauty of the reef.

PART 1

# Introduction

## About this annual report

The Great Barrier Reef Marine Park Authority's Annual Report 2019–20 complies with the requirements for annual reports outlined by the Australian Government Department of Finance in its *Resource Management Guide No. 135: Annual reports for non-corporate Commonwealth entities*.



## INTRODUCTION

This annual report includes the Great Barrier Reef Marine Park Authority's annual performance statement, detailing its performance against criteria as published in the Australian Government Department of the Environment and Energy Portfolio Budget Statements 2019–20 and the Great Barrier Reef Marine Park Authority Corporate Plan 2019–20 (Corporate Plan).

The annual report comprises seven parts:

### **Part 1 Introduction**

---

Outlines the purpose and structure of the report and presents the Chief Executive Officer's (CEO's) review of the Authority's activities and performance for the 2019–20 reporting period.

### **Part 2 Overview**

---

Provides corporate background to the Authority, including its role and functions, and a summary of financial performance and staff overview.

### **Part 3 Performance**

---

Details the actions taken by the Authority in 2019–20 to meet its stated purpose of the long-term protection, ecologically sustainable use, understanding and enjoyment of the Great Barrier Reef for all Australians and the international community through the care and development of the Marine Park, and reporting against key performance indicators outlined in the Authority's performance documents.

### **Part 4 Management and Accountability**

---

Covers the delivery of the management framework that supports the effective functioning of the Authority, including corporate governance, statutory and advisory committees, management and training, work health and safety, asset management, corporate services and management of consultants.

### **Part 5 Finances**

---

Delivers an analysis of financial performance and a detailed financial statement.

### **Part 6 Appendices**

---

Comprises the Authority's resource statement; staffing overview; information on advertising and marketing, freedom of information (FOI) and ecologically sustainable development and environmental performance; a list of staff papers and presentations; Queensland Government financials and correction of a material error in the previous annual report.

### **Part 7 Acronyms and Index**

---

Includes a list of acronyms, a glossary, a list of requirements and an alphabetical index.



## INTRODUCTION

# Chief Executive Officer's review

I am pleased to submit the Great Barrier Reef Marine Park Authority's (the Authority) annual report, reviewing our activities and performance from 1 July 2019 to 30 June 2020.

I continue to be impressed by the Authority's depth and breadth of work and the commitment of our staff and partners in delivering outcomes for the Reef.

This period saw us progress some major bodies of work, including releasing the *Great Barrier Reef Outlook Report 2019 (Outlook Report 2019)* on the Reef's health and management. We also saw another mass coral bleaching event over the summer – a strong reminder of the need for ongoing action to build the Reef's resilience and protect its incredible biodiversity.

This period was also impacted by the global coronavirus pandemic. This unprecedented event radically changed how we work, our broader operating environment, and led to far-reaching impacts for many of our valued stakeholders and communities. The Reef tourism economy has been deeply affected by COVID-19-related challenges and Authority staff are working hard to adjust relevant programs and stay connected with this critically important industry.

We remain committed to our work managing the Reef and servicing its communities and stakeholders. In doing so, I acknowledge our dedicated staff who have found creative and effective ways to continue our work through this period of great change.

## Reef health

Understanding and reporting on Reef health continue to be a strong focus for the Authority.

In August 2019, we released *Outlook Report 2019*, the third in a series of reports on Reef health and management. This report brings together scientific information to provide a comprehensive overview of the Reef's health, highlighting the urgent need for our continued and accelerated action to improve the Reef's long-term outlook. The report found the condition of the Reef continued to



deteriorate since the 2014 report, and the long-term future outlook for the Reef was downgraded from 'poor' to 'very poor'.

For anyone following the health of the Reef over recent years, these results were not surprising given the global mass coral bleaching in 2016 and 2017, reminding us climate change is the greatest threat to the Reef.

Our first climate change position statement was released in July 2019, outlining the impacts of climate change on the Reef and stating clearly the need to decrease global greenhouse gas emissions to alleviate climate change impacts on the Reef.

Over the summer months of 2019–20, another mass coral bleaching event unfolded, the third in five years. While less severe than previous events, it was more widespread and some previously unaffected southern reefs also experienced moderate to severe bleaching. Our approach to understanding the scope and impacts of these events continues to improve, and I commend our team for their hard work coordinating our response, including participating in aerial surveys.

In April 2020, we produced *Reef snapshot: summer 2019–20*, intended to better inform the public in concise terms how the Reef fared over the summer and the actions being taken to improve coral health. The snapshot was a joint initiative with the Australian Government's leading

## INTRODUCTION

reef science organisations, the Australian Institute of Marine Science (AIMS) and Commonwealth Scientific and Industrial Research Organisation (CSIRO).

### Increased focus on restoration and adaptation

The challenges facing the Reef call for new and innovative ways to enhance Reef resilience. To that end, we are increasingly supporting processes and activities concerned with restoration and adaptation in the Marine Park.

We've seen a steady increase in restoration and adaptation activities in the Marine Park, with 12 applications for restoration activities or research into restoration methods and 10 permits granted. This year we released a draft Intervention Policy for public comment to guide how we manage human interventions that aim to improve Reef health. We are forward-looking and encouraging innovation, while at the same time carefully managing risks.

As a partner to the Reef Restoration and Adaptation Program, a collaboration between science partners and the Great Barrier Reef Foundation, we are also supporting the development of a toolkit of safe, effective interventions to help the Reef.

To improve ecosystem resilience in the face of known challenges, the Authority continues to refine and focus its regulatory effort on activities presenting the highest risks, including through implementation of the Policy and Planning Strategic Roadmap.

Implementing this program area will see the Authority progress forward-looking, risk-based Marine Park and Sea Country planning and update relevant policy and regulation in line with strategic priorities.

### Working with Traditional Owners

The Reef is a significant place for more than 70 Aboriginal and Torres Strait Islander Traditional Owners whose Sea Country lies within the Marine Park. We continue to strengthen our relationship with Traditional Owners and are proud to work beside them to protect Sea Country.

We've made significant progress in implementing the *Aboriginal and Torres Strait Islander Heritage Strategy for the Great Barrier Reef Marine Park* which was finalised in 2019. Seventy per cent of actions are on track, including cultural

mapping and co-management projects. Another 28 Indigenous rangers graduated from our compliance training course in March 2020, joining more than 50 rangers who have achieved nationally-recognised accreditation.

### On-water management

The Reef Joint Field Management Program (RJFMP) is our on-water management arm delivered through an enduring partnership with the Queensland Parks and Wildlife Service for the past 40 years. This world-class program is undergoing a significant five-year expansion, with funding increasing from \$25 million in 2019–20 to more than \$38 million in 2021–22, and staffing levels increasing from approximately 115 to approximately 186 people. The program's success in modernising its approach to tackle multiple threats to the Reef was recognised with a Gold Award at the Prime Minister's Awards for Excellence in Public Sector Management in November 2019.

The program continues to refine and focus its efforts on activities presenting the highest risks to the Reef, running a series of educational campaigns to address illegal recreational fishing in non-compliance hotspots. The compliance strategy for dealing with illegal activity in April and May 2020 was altered to consider the severe socio-economic impacts on Queensland communities and the difficulty of investigating offences due to physical distancing and travel restrictions.

### Crown-of-thorns starfish control

An outbreak of coral-eating crown-of-thorns starfish can cause significant damage to coral reefs across large spatial scales, with the *Outlook Report 2019* identifying it as a significant threat to the long-term health of the Reef. It is also one of the few threats that can be directly controlled by human intervention.

In 2019–20, we deployed five vessels to control outbreaks on the Reef, strategically targeting reefs of high ecological and economic value. In combination, the five vessels spent 1195 days on the water surveying 5144 km of reef. Cull teams spent 13,100 dive hours searching and culling a total of 74,767 starfish across 5870 ha. As a result of this on-water intervention program, damage to coral is being actively mitigated across a network of 134 high value reefs.

## INTRODUCTION



*Demonstration of Crown-of-thorns Starfish Control Program for Minister Ley. © Commonwealth of Australia (GBRMPA), Photographer: Laura Wallace*

During 2019–20, we worked on the *Crown-of-thorns Starfish Strategic Management Framework* and developed new data analysis, quality assurance and reporting tools that support the program's evidence-based decision-making and adaptive management. The Authority received \$6.877 million from the Great Barrier Reef Foundation for the Crown-of-thorns Starfish Control Program, as part of a \$16.5 million investment over three years to continue this important work.

### Review of the Reef 2050 Plan

The *Reef 2050 Long-term Sustainability Plan* (Reef 2050 Plan) is a coordinated approach by the Australian and Queensland governments and their partners to address the challenges facing the Reef. The Authority is a key partner in this work and, over the last year, we've worked closely with the Department of Agriculture, Water and Environment and the Queensland Government on the plan's first five-yearly review and update, due later in 2020. Findings from *Outlook Report 2019* were instrumental in ensuring the Reef 2050 Plan continues to focus on the key threats to the Reef.

### Reef knowledge program

We continue to lead the Reef 2050 Integrated Monitoring and Reporting Program (RIMReP). A key initiative of the Reef 2050 Plan, the program will collect and synthesise a vast amount of

information from multiple sources to track Reef and catchment health.

During 2019–20, RIMReP reached a major milestone — finalising a five-year, \$8 million development stage and commencing implementation. This cutting-edge knowledge program will inform management decisions and make it easier to assess the effectiveness of the Reef 2050 Plan.

As part of RIMReP, we developed an online Reef Knowledge System that allows users to easily access a wide range of information including reports, data, publications, interactive maps, and monitoring tools. In June 2020, we finalised a demonstration version, which will be released publicly in the coming months.

### Working with partners and stakeholders

As the lead management agency for the Reef, we provide expert technical and policy advice to the Australian Government, the public and stakeholders. We rely upon a diverse range of knowledge from Traditional Owners, scientists and stakeholders, as well as Authority staff, to inform our management decisions and provide evidence-based advice.

As the threats facing the Reef become more complex, our productive relationships are more important than ever. International engagement, our stewardship programs, and advisory committees are all important to our Reef management activities.

### Improvements in permit processes

The Reef Management System is a database designed to simply and seamlessly manage permits for activities occurring in the Marine Park. It allows our staff, partner agencies and external permit holders to view and manage a range of legislative and regulatory requirements. Further development of the system during 2019–20 has streamlined permit application assessments, contributed to efficiency gains and improved support for applicants.

We managed 210 alleged permit non-compliances during 2019–20, an increase of 54 per cent from the previous year and a significant increase given the COVID-19 restrictions from March to June 2020. The increase corresponds with an increase in on-water ranger presence in key tourism

## INTRODUCTION

locations, and greater awareness and therefore reporting of incidents by permit holders and partner agencies.

### Governance

We welcomed new Board member Ms Robbie Sefton in May 2020. Robbie brings extensive experience in stakeholder engagement, natural resource management and strategic communications. Her appointment completes the implementation of recommendations of a major governance review in 2017.

The Board has several advisory committees, with members chosen from an expression of interest process. The Board approved the membership of a new Tourism Reef Advisory Committee for a three-year term in October 2019 and the committee met for the first time in January 2020. The Board also approved the membership of a new Indigenous Reef Advisory Committee for a three-year term in June 2020 and the first meeting is planned to occur by the end of 2020.

### Focus on our people

We are operating in a rapidly changing environmental and socio-economic landscape that requires new ways of thinking about our role as Reef managers. For the past year, we've reviewed our organisational culture, functions and capability to ensure we have the workforce skills, systems, processes and technologies to deliver into the future.

The process has involved extensive staff engagement and I look forward to the coming year as we work together to better position the Authority as an agile, responsive organisation, well equipped to manage an increasingly complex Reef environment.

### COVID-19 impacts on Reef management

Recognising the impacts of the pandemic, the Australian Government put in place several measures to support Reef industries affected.

This included waiving the environmental management charge (EMC) from 1 April 2020 to 31 December 2020, approving the backdating of the EMC to 1 January 2020, which will result in around \$3 million in further relief for the industry, and waiving tourism operator Marine Park permit fees to 30 June 2021.

Urgent amendments to legislation were put forward to enact the backdating of the EMC waiver. While these occurred, we minimised the financial hardship on businesses through the deferral of payments.

Our national education centre, Reef HQ Great Barrier Reef Aquarium, also received a \$2.6 million boost to upgrade systems that support the Aquarium's marine life and will provide a number of employment and business opportunities in North Queensland. This investment was in addition to previously allocated capital works funding of \$26.9 million.

### Education and engagement during lockdown

With the country in lockdown, community events cancelled and most of our staff working from home, our usual face-to-face education and engagement activities went 'virtual'.

Our Reef Guardian Schools program transitioned to digital educational resources for use in home-schooling and Reef HQ Aquarium in Townsville refocused their efforts on virtual connections to reach an even broader audience than before. These delivery methods will have lasting positive impacts on how Reef education is delivered locally, nationally and internationally in the future.

### Thank you

Thank you to all our staff, partners and stakeholders who have worked together this year to manage and protect the Reef. While the global pandemic has created immense challenges for Australian communities and businesses, we are working hard to ensure the Reef and the communities that depend on it continue to be well supported. While our daily management of this World Heritage Area continues in earnest, we also look forward to welcoming visitors back to the spectacular Great Barrier Reef.

Yours sincerely



Josh Thomas  
Chief Executive Officer



An underwater photograph showing a coral reef in the foreground and two divers in the background. One diver is on the left, wearing a yellow shirt and a blue mask, and the other is on the right, wearing a white shirt and a black mask. The water is clear and blue, with sunlight filtering through from the surface.

PART 2

# Overview

## About the Great Barrier Reef Marine Park Authority

The Great Barrier Reef Marine Park Authority is a non-corporate Commonwealth entity and operates as a statutory agency under the *Great Barrier Reef Marine Park Act 1975* (Marine Park Act).

The Authority sits within the Australian Government Agriculture, Water and the Environment Portfolio and reports to the Minister for the Environment.



## OVERVIEW

The Authority is responsible for managing one of the world’s premier natural resources, the Great Barrier Reef Marine Park (the Marine Park). The vision that drives the Authority’s work is ‘a healthy Great Barrier Reef for future generations’.

The Authority implements a range of policies and programs, management strategies and legislative measures to work towards its primary outcome or purpose:

The long-term protection, ecologically sustainable use, understanding and enjoyment of the Great Barrier Reef for all Australians and the international community through the care and development of the Marine Park (Outcome 1).

The Authority uses a number of tools, including zoning plans, plans of management, permissions, policies and strategies, formal agreements and site management arrangements. Various management approaches are used, including education and awareness, planning, environmental impact assessment, monitoring, stewardship programs, habitat protection and restoration works, and compliance and enforcement.

Management is enhanced through partnership arrangements with Traditional Owners, the community, businesses, industries, scientists and governments. The Reef Joint Field Management Program (RJFMP) is funded and run by the Australian and Queensland governments. It undertakes activities to support the operational and day-to-day management of the Marine Park, the Queensland Government’s adjacent Great Barrier Reef Coast Marine Park and national park islands.

The Authority’s management program continues to build on its strong foundational arrangements already in place to protect the biodiversity and heritage values and provide for ecologically sustainable use. The Authority continues these arrangements and draws on the recommendations of the 2014 Great Barrier Reef Region Strategic Assessment Program Report to implement measures to strengthen management and the resilience of the Reef ecosystem. The Authority’s actions to protect and manage the Reef contribute to the delivery of the Reef 2050 Long-Term Sustainability Plan (Reef 2050 Plan) of the Australian and Queensland governments.

To attain its purpose and achieve its goals, the Authority is structured under three branches (Figure 2) that work to deliver four main program areas as outlined in its Corporate Plan and Portfolio Budget Statement:

- Program area 1: Providing expert knowledge to influence and advise key decision-makers on managing, reducing or avoiding significant threats to the Reef.
- Program area 2: Regulating and ensuring Marine Park user compliance.
- Program area 3: Educating and fostering stewardship to enhance protection of the Reef.
- Program area 4: Enhancing Reef resilience through continuous improvement and new initiatives across all aspects of management.

## Accountable authority

Details of the accountable authority during the reporting period are outlined in Table 1.

Table 1: Accountable authority

Name	Position held	Period as the accountable authority	
		Date of commencement	Date of cessation
Josh Thomas	Chief Executive Officer	18 March 2019	17 March 2024
Bruce Elliot	Acting Chief Executive Officer	2 January 2020	17 January 2020
Margaret Johnson	Acting Chief Executive Officer	23 September 2019	27 September 2019

**OVERVIEW**

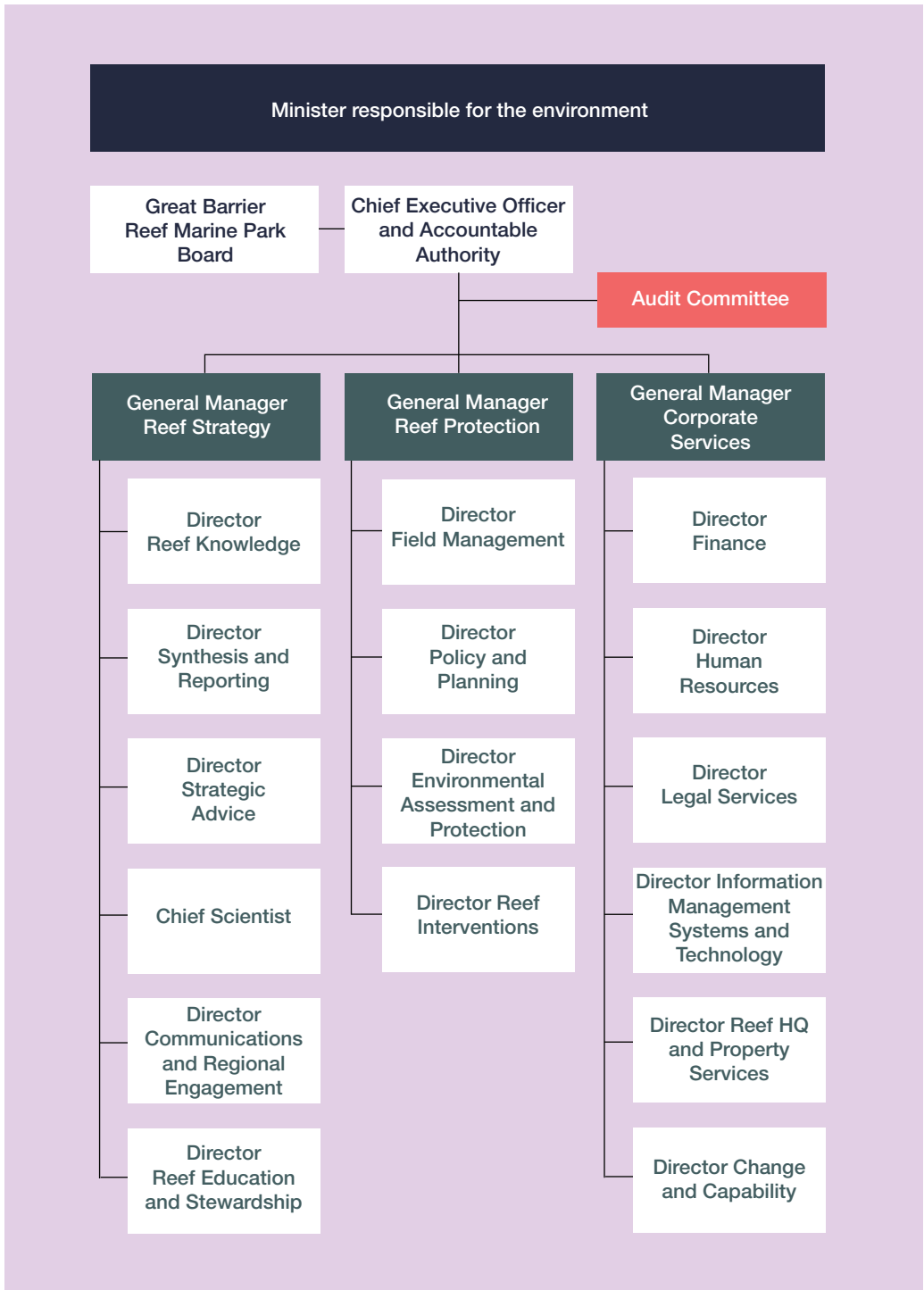


Figure 2: Organisational structure as at 30 June 2020

## OVERVIEW

# Responsible ministers

As Minister for the Environment, the Hon Sussan Ley MP was responsible for the Authority as at 30 June 2020.

Minister Ley was supported by the Hon Trevor Evans MP, the Assistant Minister for Waste Reduction and Environmental Management and received advice on specific Reef-related issues from the Special Envoy for the Great Barrier Reef, the Hon Warren Entsch MP.

# Legislative framework

The Authority is established under the Marine Park Act as an Australian Government non-corporate statutory authority. The objects of the Marine Park Act are set out in section 2A and the specific functions of the Authority are defined in sections 7 and 7A.

The Marine Park consists of areas declared by the Great Barrier Reef (Declaration of Amalgamated Marine Park Area) Proclamation 2004 made under the Marine Park Act.

Other Acts administered by the Authority are:

- *Great Barrier Reef Marine Park (Environmental Management Charge—Excise) Act 1993*
- *Great Barrier Reef Marine Park (Environmental Management Charge—General) Act 1993*.

Regulations in force under the Marine Park Act are:

- Great Barrier Reef Marine Park Regulations 2019.

The Authority also administers the Great Barrier Reef Marine Park Zoning Plan 2003 and the following plans of management:

- Cairns Area Plan of Management 1998
- Hinchinbrook Plan of Management 2004
- Shoalwater Bay (Dugong) Plan of Management 1997
- Whitsundays Plan of Management 1998.

Following amendments to the Marine Park Act, which commenced on 29 October 2018, the Authority's Board consists of seven members — a part-time Chairperson, five other part-time members and the CEO of the Authority. As at 30 June 2020, all five part-time members had been appointed to the Authority Board.

The CEO is also the accountable authority of the agency for the purposes of the *Public Governance*,

*Performance and Accountability Act 2013* and the agency head for the purposes of the *Public Service Act 1999*.

# Amendments to legislation during 2019–20

The amendments to the *Great Barrier Reef Marine Park Act 1975* commenced on 20 June 2020.

The amendments to the Great Barrier Reef Marine Park Regulations 2019 commenced on 1 April 2020 and further amendments made in June 2020 commenced on 1 July 2020.

# Finances overview

In 2019–20, the Authority continued to successfully deliver on key Reef initiatives.

These included the RJFMP, the Crown-of-thorns Starfish Control Program, the Marine Monitoring Program, the Reef 2050 Integrated Monitoring and Reporting Program (RIMReP), the Land and Sea Country Partnerships Program, the Capacity Building for Indigenous Rangers Strategy, and the Education, Stewardship, and Partnership Program.

The total operating revenue for 2019–20 was \$91.353 million, compared with \$79.707 million for 2018–19. Revenue by source is outlined in Figure 3.

As part of the 2019–20 Mid-Year Economic Fiscal Outlook, the Authority received:

- a further \$0.749 million in operational appropriation
- \$7.385 million in capital appropriation
- \$26.935 million over four years directly for Reef HQ Aquarium from the Great Barrier Reef National Education Centre - funding for critical works package.

Following this, due to COVID-19, the Authority received \$11.93 million in additional operational appropriation, which included:

- \$2.99 million to replace the environmental management charges that had been waived
- \$0.80 million to replace lost revenue from Reef HQ Aquarium and permits
- \$4.37 million for further waivers and lost revenue in 2020–21
- \$3.77 million with no agreement to expend.

Own source income includes support for the continuation of the Authority's work and measures to improve the outlook for the Great Barrier Reef,

## OVERVIEW

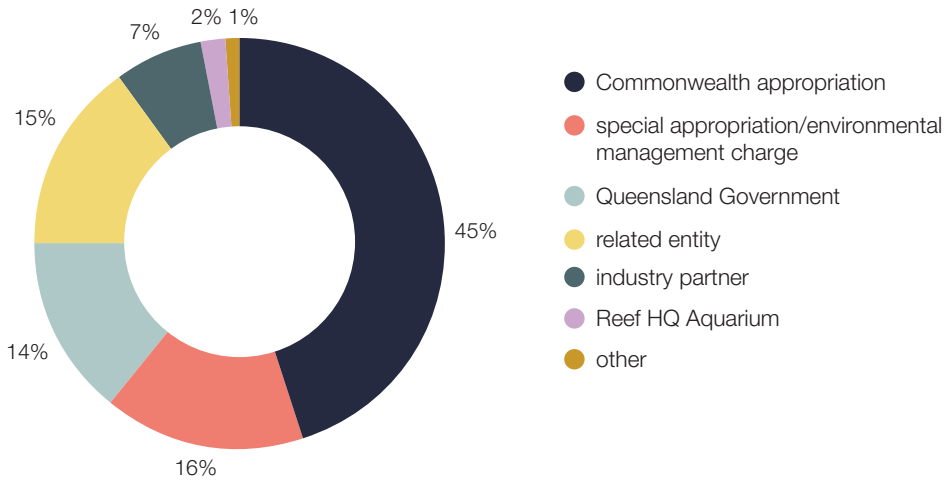


Figure 3: Revenue by source 2019–20

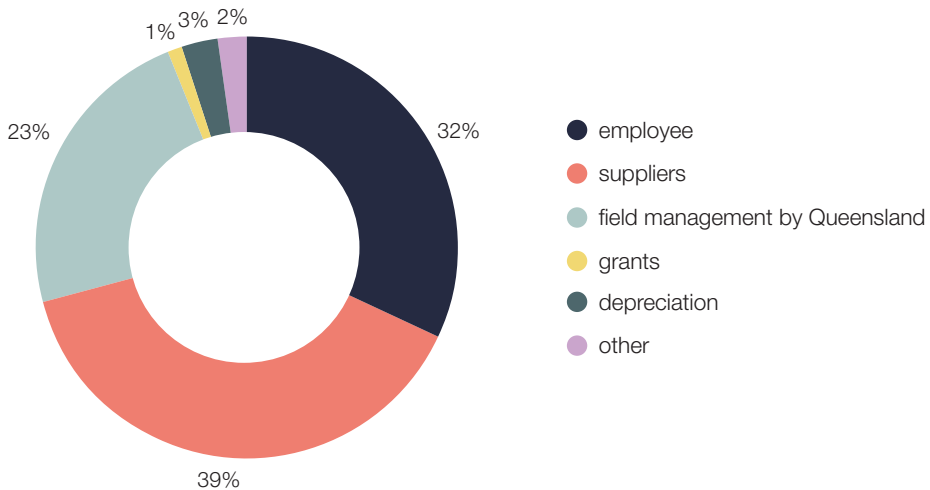


Figure 4: Expenses by category 2019–20

which are primarily funded from ‘related entities’ (bodies that either form part of, or are controlled by, the Australian Government), such as the Reef Trust (provided by the Department of Agriculture, Water and the Environment), the Department of the Prime Minister and Cabinet, and the Department of Foreign Affairs and Trade.

The Australian and Queensland governments also provided matching funding for the RJFMP, which

the Authority implemented in the Marine Park in partnership with the Queensland Department of Environment and Science, with the Queensland contribution included in own source income.

Additionally, in 2019–20, the Authority received external own source income of \$6.877 million from the Great Barrier Reef Foundation for the Crown-of-thorns Starfish Control Program, as part of a \$16.500 million investment over three years.

## OVERVIEW

In total, own source income for 2019–20 was \$35.728 million, \$9.295 million more than in 2018–19. This is due to an increase in Reef Trust funding for the Crown-of-thorns Starfish Control Program, along with external funding from the agreement with the Great Barrier Reef Foundation.

The operating expense for managing the Marine Park in 2019–20 was \$79.282 million compared with \$78.268 million in 2018–19. Expenses for suppliers were \$3.015 million less than that in 2018–19. The expenses by category are outlined in Figure 4.

The Authority's end of financial year position for 2019–20 was a \$12.071 million surplus. This is primarily due to the additional Government appropriations for COVID-19 to be spent or repealed in 2020–21 and additional own source income from the Crown-of-thorns Starfish Control Program due to be spent in 2020–21. This additional revenue is combined with funding carryovers in key programs where suppliers could not be contracted during 2019–20 (these funds will be expended in 2020–21).

## Staff overview

The Executive Management Group consists of the CEO and three Senior Executive Service Band 1 general managers from the following branches:

- Reef Strategy
- Reef Protection
- Corporate Services.

A fourth Senior Executive Service Band 1 position leading the Reef Engagement Branch was in the structure until March 2020, after which this position was removed and the Reef Engagement Branch was consolidated into the three remaining branches.

The number of Authority employees was 226 at 30 June 2020, a decrease from 232 at 30 June 2019. Details on the workforce profile at 30 June 2020 are included in Appendix B. The employee figure for 30 June 2020 includes both ongoing and non-ongoing positions.

The Authority also employs casual staff on an as-required basis to work at Reef HQ Aquarium, which is the national education centre for the Reef. The aquarium operates seven days a week and more than 100 volunteers assist in the day-to-day education programs offered at the aquarium.



Authority and QPWS staff monitoring in the Whitsundays region as part of the RJFMP Whitsunday Action Plan. © Commonwealth of Australia (GBRMPA), Photographer: Alice White






PART 3

# Performance

I, as the accountable authority of the Great Barrier Reef Marine Park Authority, present the 2019–20 annual performance statement of the Great Barrier Reef Marine Park Authority, as required under paragraph 39(1)(b) of the *Public Governance, Performance and Accountability Act 2013* (PGPA Act). In my opinion, this annual performance statement is based on properly maintained records, accurately reflects the performance of the entity and complies with subsection 43(4) of the PGPA Act.



Josh Thomas  
Chief Executive Officer

## PERFORMANCE

As outlined in the Authority's Corporate Plan 2019–20, the Authority's work program for the reporting period had an emphasis on protecting, managing and restoring the Great Barrier Reef's ecosystem health and resilience, and its biodiversity and heritage values. Its restoration approach includes exploring innovative ways to enhance the resilience of critical habitats.

This section of the report provides performance statements for the Authority's activities within each program area, specifically:

- performance results of the activity against the performance criteria
- analysis of progress against purpose for each program area.

# Program area 1: Providing expert knowledge to influence and advise key decision-makers on managing, reducing or avoiding significant threats to the Reef

As the lead management agency for the Great Barrier Reef Marine Park, the Authority has a critical role in providing expert technical and policy advice to help deliver and influence actions to avoid, mitigate and manage threats to the Reef. The Authority's position statements on key threats to the Reef — and its involvement in the review and delivery of the Reef 2050 Plan — enable it to influence responses to key Reef threats in partnership with others.

The information collected and synthesised through RIMReP, the Marine Monitoring Program, Outlook Report and other synthesis products draws on a range of sources. These include a diverse range of knowledge from Traditional Owners, scientists, stakeholders and Authority staff, which informs management decisions and provides evidence-based advice to the government, the public and stakeholders.

The Authority's engagement is with key stakeholders responsible for critical response plans, frameworks and actions, ensuring effort is focused on the areas of greatest impact and that we are well coordinated with other organisations involved in Reef protection. As part of this, the Authority also facilitates the exchange of information between producers (e.g. researchers and information holders) and decision-makers (e.g. Reef managers, government and stakeholders).



## Key achievements

- Released the *Great Barrier Reef Outlook Report 2019*
- Released a position statement on climate change, which is the greatest current threat to the Reef
- Released the first annual Reef snapshot: summer 2019–20 in partnership with AIMS and CSIRO
- Supported revision of the Reef 2050 Plan in partnership with stakeholders, Traditional Owners and government partners
- Hosted the Marine Monitoring Program annual result sharing workshop with regional report card coordinators, community and industry stakeholders
- Finalised a version of the Reef Knowledge System in June 2020
- Led Australia's role as co-chair of the International Coral Reef Initiative (ICRI) Secretariat and hosted the ICRI General Meeting



## PERFORMANCE

# Performance results

Table 2: Summary of performance results for Program area 1

Performance Criteria	2019–20 Target	2019–20 Actual
The Authority is the authoritative voice on the Reef; its positions on values and threats to the Reef shape its priorities and investment and that of its key stakeholders.	Key stakeholder policies, positions and priorities are influenced by the Authority's strategic advice and position statements for key issues, values and threats.	<b>IN PROGRESS</b>
	The Reef Knowledge System framework delivers improved access to data to support reporting, incident response and planning for the Reef 2050 Plan and adaptive management of the Great Barrier Reef.	<b>IN PROGRESS</b>
	Reef Outlook Report is delivered by June 2019 and recognised as the authoritative source on the state of the Reef and utilised by key partners, stakeholders, and international bodies and internal and Reef 2050 programs and activities.	<b>ACHIEVED</b>

Criteria source: Performance indicators are recorded in the Authority's chapter in the Department of the Environment and Energy's 2019-20 Portfolio Budget Statements p. 235 and in the Authority's Corporate Plan for 2019–20 p.112.

## Results against performance criteria

### Great Barrier Reef Outlook Report 2019

The Authority's *Outlook Report 2019* is the third in a series of evidence-based reports about the health, pressures and likely future of the Reef. The reports are released every five years in accordance with legislation.

The 2019 report, released in August, was well received and widely used by stakeholders. Its release resulted in widespread media coverage, including more than 130 media stories in the first 24 hours. The report was downloaded from the Authority's eLibrary more than 10,700 times and the accompanying fact sheets were downloaded 411 times during September. Combined with the launch, the Authority delivered more than 20 presentations on the report's findings to stakeholders including members of the Local Marine Advisory Committees, Reef Guardian Councils, and other Australian and Queensland government agencies.

The Outlook Report's findings are used to inform the five-yearly review of the Reef 2050 Plan, Australia's state of conservation report to the World Heritage Centre and the Queensland State of the Environment Report. Findings from the report, particularly the management effectiveness review and condition of the natural and heritage values, inform the Authority's own strategic and operational planning.

Information from the report appeared in a range of communication and education resources. In these and other ways, the Authority uses the findings of the *Outlook Report 2019* to adapt and strengthen its management to improve the long-term outlook for the Reef.

### Reef snapshot: summer 2019–20

The Reef snapshot: summer 2019–20, released in April, provides a concise, easy to understand summary of how the Reef fared over the 2019–20 summer, what this means for coral and the actions being taken to improve coral health. The snapshot is a joint initiative of the Australian Government's lead management and science agencies for the Great Barrier Reef — the Authority, AIMS and CSIRO. Stakeholder responses to the snapshot were generally positive and will inform the production of next summer's edition.

## PERFORMANCE

### Marine Monitoring Program

The Authority's Marine Monitoring Program is a long-term monitoring program that was established in 2005 to monitor, analyse and report on inshore water quality and the health of inshore coral reefs and seagrass meadows. Monitoring is undertaken in partnership with research providers, the RFJMP, Indigenous Ranger Groups, natural resource management groups and community volunteers.

This program is fundamental to the Authority's understanding of the risks to the Reef from sediment, nutrient and pesticides in catchment run-off and how extreme weather affects Reef resilience. The Authority relies on monitoring data generated by this program to engage with stakeholders and inform management actions.

Monitoring information is collected over several months, synthesised and incorporated into published annual reports and the online Reef 2050 Water Quality Report Card. Results from the report card assess the effectiveness of the Australian and Queensland governments' Reef 2050 Water Quality Improvement Plan (2018–2022), which is committed to improving the quality of water flowing into the Reef.

### Reef 2050 Integrated Monitoring and Reporting Program and Reef Knowledge System (RIMReP)

The Authority continues to lead the development of RIMReP, a key initiative of the Reef 2050 Plan. The program's vision is to develop a knowledge system that enables resilience-based management of the Great Barrier Reef and its catchment, and provides managers with a comprehensive understanding of how the Reef 2050 Plan is progressing. The program's development phase was completed in July 2019. Key outputs of the development phase — including a program design and an implementation roadmap — informed implementation planning and early stages of program implementation.

As part of RIMReP, the Authority developed an online Reef Knowledge System that will allow users to easily access a wide range of information about the Reef including reports, data, publications, interactive maps, Reef monitoring and guidance tools for managers. In June 2019, the Authority successfully released a prototype of the system to demonstrate how



*Program partners monitor a transect in the receiving waters of the Russell, Mulgrave and Tully rivers.  
© James Cook University (TropWATER),  
Photographer: Dr Jane Mellors 2020*

integrated monitoring can inform resilience-based management. In June 2020, after continued development and improvement, the Authority finalised a demonstration version of the Reef Knowledge System.

Public release of the demonstration version will serve two purposes: provide clear communication about the program and its benefits, and create a platform that places information and tools in the hands of managers to aid their work.

### International Coral Reef Initiative (ICRI) and international engagement

Since mid-2018, the Authority has led Australia's role as co-chair of the ICRI Secretariat, in partnership with the governments of Indonesia and Monaco. ICRI is the major international forum on coral reefs and provides an important platform for knowledge sharing and capacity building for coral reef managers and policy makers. The Authority is recognised as a leader in coral reef management among ICRI members.

The Authority demonstrates its commitment to the protection of the Reef and coral reefs worldwide through its longstanding role within ICRI and

## PERFORMANCE

supports sharing of knowledge and expertise by encouraging active engagement by coral reef countries in ICRI.

As part of its Secretariat role, the Authority hosted the 34th ICRI General Meeting in Townsville and Port Douglas in 2019. The meeting brought together more than 80 delegates from coral reef countries and organisations worldwide to further the objectives of the ICRI Secretariat Plan of Action 2018–2020 and discuss the global challenge of protecting and advocating for coral reefs and associated ecosystems.

Several key activities of the Secretariat, including ICRI's flagship International Tropical Marine Ecosystems Management Symposium, were deferred due to the COVID-19 pandemic. To account for these postponements, the ICRI membership agreed that Australia, Monaco and Indonesia continue as ICRI Secretariat co-chairs until mid-2021.

The Authority is also committed to supporting Australian Government marine priorities including the Commonwealth Blue Charter, the World Heritage Marine Programme and the Norway High Level Panel on Building a Sustainable Ocean Economy.



ICRI delegates visit AIMS. © Commonwealth of Australia (GBRMPA)

### Reef 2050 Long-Term Sustainability Plan

Through the joint governance arrangements for delivery of the Reef 2050 Plan, the Authority continued to work with its partners to identify and influence the required management responses to reduce pressures and threats to the Reef's ecosystem and heritage values.

As a member of the Reef 2050 Plan Joint Secretariat, the Authority contributed to a review of the Reef 2050 Plan (due for release in the second half of 2020). Findings from the *Outlook Report 2019* were instrumental for informing this five-yearly review to ensure the Plan continues to focus on the key threats to the Reef. The Authority also led the development of objectives, indicators and management goals that will underpin the Reef 2050 Plan moving forward — particularly for measuring efforts and progress. Through its day-to-day operations, the Authority is a key partner in delivering a large part of the Reef 2050 Plan. This is reflected in the 2019 Annual Report for the program, which the Authority helped prepare.

### Position statements

Position statements clearly outline the Authority's position on threats to the Reef outside its statutory control, and consider the impacts of threats and what is needed to address them. A major achievement of 2019–20 was the Authority releasing its position statement on the greatest current threat to the Reef, climate change.

Well received by stakeholders, feedback showed the climate change position statement helped inform key policies, positions and priorities of various organisations.

## Analysis of performance against purpose

### Strategic advice and position statements

The Authority's position statements are effective in supporting positive outcomes against key threats to the Marine Park. This includes the protection, conservation and restoration of coastal ecosystems critical for Reef health; actions to reduce plastic pollution and marine debris; and decreasing global greenhouse gas emissions to reduce the risks and limit the impacts of climate change on the Reef. Position statements help guide management responses for the long-term protection and conservation of the Reef's environment, biodiversity and heritage values.



## PERFORMANCE

The Authority has supported delivery of the Reef Trust Partnership with the Great Barrier Reef Foundation, particularly on crown-of-thorns starfish control, community and Traditional Owner engagement, Reef restoration and monitoring, and reporting on funding components.

The Great Barrier Reef Blueprint for Resilience (the Blueprint) continues to guide the Authority's actions for a more resilient Reef. This includes delivering actions to enhance resilience, such as ramping up crown-of-thorns starfish control and empowering people to support action towards a healthier Reef.

The Authority provided high-quality and well-considered advice to the Minister for the Environment, the Department of Agriculture, Water and the Environment and other parliamentary stakeholders throughout 2019–20. The Authority provided comprehensive briefings to the Minister for the Environment, the Hon Sussan Ley MP, Assistant Minister for the Environment and Waste Reduction, the Hon Trevor Evans MP, and Special Envoy to the Great Barrier Reef, the Hon Warren Entsch MP.

### Reef knowledge

The Authority's science-for-management activities focused on the brokering of knowledge to support evidence-based decision-making. During 2019–20, the Authority continued to provide advice on the information needs of Reef managers through various government and research institution working groups and committees. The Authority continues to be engaged in the National Environmental Science Program to ensure the outputs can be applied to Reef management.

The Authority led the development of the Reef Knowledge System. The Authority continues to partner across agencies to bring the latest advancements in mapping to improve resilience-based management with high resolution 3D habitat mapping and management guidance and decision support tools. Over time, the Reef Knowledge System will be developed further to ensure it continues to support the management of the Reef.

### *Outlook Report 2019*

The Authority successfully delivered the *Outlook Report 2019* to the Minister for the Environment within statutory timeframes. Appropriate resourcing, effective program management and strong support from data providers (the scientific community and government partners) enabled this achievement. For this report, the Authority placed a stronger focus on communicating the findings and outreach through various social media channels (see case study: *Outlook Report 2019*), increasing the reach of Outlook's findings through Reef-interested communities and resource managers.

### Review and update of the Reef 2050 Plan

In addition to supporting the delivery of the Reef 2050 Plan, under joint governance arrangements, the Authority focused on progressing the first five-yearly review and update of the plan. A revised Reef 2050 Plan is well advanced. Despite the impact of COVID-19, the Authority continued working with partners virtually to ensure the plan contained the right priorities and actions to manage the key threats and support the health and resilience of the Reef.

The updated Reef 2050 Plan was informed by the *Outlook Report 2019* findings as well as work led by the Authority to develop new objectives and goals for incorporation into the Plan.



*The 34th General Meeting, in Townsville, marked 25 years since the establishment of the ICRI.  
© Commonwealth of Australia (GBRMPA)*

## Hosting of the International Coral Reef Initiative (ICRI) General Meeting

The Authority hosted the 34th General Meeting of the ICRI in December 2019, bringing together representatives from countries and international organisations with an interest in coral reefs. The ICRI provides an important platform for the Authority to share its knowledge and expertise in coral reef management and protection with other coral reef nations. ICRI is an informal partnership that works to encourage best practice in the sustainable management of coral reefs and build capacity and raise awareness of the importance of coral reefs and the need for global action to protect them.

Over 80 global delegates — including those from France, Japan and the United Kingdom — travelled to Townsville to tackle the global challenge of caring and advocating for coral reefs and associated ecosystems and to share their knowledge, expertise and success stories.

The 34th General Meeting marked 25 years since the establishment of the ICRI and provided an opportunity for members to reflect on the many achievements over that time, as well as the challenges that lie ahead.

On the sideline of the General Meeting, the Authority hosted a ‘Managing for Resilience’ workshop, jointly facilitated with The Nature Conservancy and the Great Barrier Reef Foundation. The workshop provided a unique opportunity for coral reef managers and experts from around the world to build their understanding of resilience-based management, share leading practice examples and delve into the suite of resilience-based management tools available to help manage and protect coral reefs. It also aimed to further enhance international collaboration between ICRI partners by scaling up resilience-based management actions.

With support from the Department of Foreign Affairs and Trade, the Authority sponsored eight participants from developing countries — including Jamaica, Guadeloupe, Panama, Costa Rica, Myanmar, Palau and the Maldives — and five experts to contribute to the workshop, as well as sponsoring two experts from the ICRI Secretariat to facilitate the meeting.

Australia, through the Authority, is co-chair of the Secretariat of the ICRI until mid-2021.

## Outlook Report 2019

Every five years, the Authority publishes an Outlook Report that examines the Reef's health, pressures and likely future. The independently reviewed report provides a regular and reliable assessment of ecosystem condition, heritage values and management effectiveness in an accountable and transparent way. It is supported by a large body of peer-reviewed science and data from research institutions, Australian and Queensland government agencies, and industry.

In August 2019, the Authority released the *Outlook Report 2019*, the third in a series of comprehensive reports on Reef health and management. The report summarises the condition and trends of more than 80 components, ranging from coral health through to Indigenous heritage. The size and complexity of the task required the Authority to begin the process two years before the report was due to be tabled in the Federal Parliament. A dedicated team of five staff sourced and synthesised more than 1500 references and engaged with stakeholders, scientists and government agencies to inform the report.

Multiple lines of evidence were used to determine the grades and risk levels presented in the *Outlook Report 2019*. A series of expert elicitation workshops were held to discuss ecosystem and heritage values and the level of risk posed by various threats to the Reef.

The *Outlook Report 2019* generated more than 130 media stories within 24 hours of its release, together with a steady stream of national and international coverage and social media in the days that followed — 263 media stories from 30 August to 30 September 2019. This coverage equated to a potential reach of more than nine million people.

The *Outlook Report 2019* has provided important evidence-based content and infographics for social media posts; the Reef Beat Junior Outlook poster series for schools; the online training course for Master Reef Guides; Reef management policies, processes and planning; and other government reports.



*Outlook Report 2019 cover image © Commonwealth of Australia (GBRMPA), Photographer: Matt Curnock*



*Outlook Report 2019 project team.  
© Commonwealth of Australia (GBRMPA)*

## Program area 2: Regulating and ensuring Marine Park user compliance

The Authority is the primary environmental regulator for protecting and managing the Marine Park. A combination of management tools and approaches are used to provide certainty about where use may occur, the types of activities allowed and the conditions under which activities may proceed. These tools include a Marine Park-wide zoning plan, plans of management, site-specific management arrangements, Traditional Use of Marine Resources Agreements (TUMRAs), policies, permits, education, compliance and enforcement.

The Authority's world-renowned regulatory framework and the Great Barrier Reef Marine Park Zoning Plan 2003 manage the use of the Marine Park, protecting its values and enhancing its biodiversity benefits and resilience. In the face of known and emerging challenges, such as the effects of climate change, Reef management must continually evolve to focus its effort on activities that address the highest risks and improve ecosystem resilience.

Key aspects to the regulatory approach include:

- developing regulatory solutions that are risk-based to achieve the intended outcome
- implementing an effective and efficient regulatory system
- encouraging leading practices in the responsible use of the Reef
- responding with enforcement activities that are proportionate to the risk, severity and attitude
- continuously improving regulatory practice to achieve outcomes for the Reef.

To improve ecosystem resilience in the face of known challenges, the Authority continues to refine and focus its regulatory effort on activities presenting the highest risks, including through implementation of the Policy and Planning Strategic Roadmap.

Implementing this program area will see the Authority progress forward-looking, risk-based Marine Park and Sea Country planning and update relevant policy and regulation in line with strategic priorities.

The RJFMP delivers compliance that is risk-focused and well-planned. Intelligence-driven patrols and deployments deter and detect illegal

activity. The zoning plans manage pressures in the Marine Park and are foundational in protecting marine habitats and the species they sustain. The full benefits of the zoning plans are achieved through a strong, ongoing compliance program that upholds the integrity of marine protection. The compliance program reduces the threats that some direct users pose, enables improved resilience to withstand other threats, and delivers Reef Blueprint initiatives and Reef 2050 Plan actions.



### Key achievements

- Made significant progress on implementing the Aboriginal and Torres Strait Islander Heritage Strategy for the Marine Park, with 70 per cent of assigned actions on track, including cultural mapping and co-management projects.
- Released a draft Intervention Policy for public comment. This policy aims to enable restoration and adaptation interventions designed to support and build ecosystem resilience and provide conservation benefits, at a range of scales, now and in the future. The policy was available for comment until 31 July 2020, after which time it will be finalised.
- Developed and coordinated the Whitsundays Action Plan to address a range of local and site-level issues. This included working with the tourism industry and the release of an educational campaign to encourage Reef users to 'Be Reef Smart'. The campaign aimed to communicate with and educate recreational users about responsible reef practices while enjoying the Great Barrier Reef.



## Key achievements

- Provided substantial engagement and support to permit holders and stakeholders who use and access the Marine Park, including:
  - delivering four tourism industry engagement workshops along the Marine Park coastline as part of the Authority's Tourism Industry Roadshow
  - modifying approaches to permit application and permit condition non-compliance to support permit holders affected by COVID-19 restrictions
- enacting new legislation associated with the environmental management charge (EMC) and permit application assessment fees (PAAFs) to provide financial relief in response to the COVID-19 pandemic
- actively supporting requests to temporarily postpone the issuing of all future act notifications (FANs) issued under the *Native Title Act 1993* (Cth), except those deemed urgent.

## Performance results

Table 3: Summary of performance results for Program area 2

Performance Criteria	2019–20 Target	2019–20 Actual
Planning, permissions and compliance activities enable use of the Marine Park that is ecologically sustainable.	A risk-based approach for the regulation of Marine Park activities is developed.	<b>ACHIEVED</b>
	Permissions facilitate sustainable use in the Marine Park.	<b>ACHIEVED</b>
	Reduced non-compliance of Marine Park users.	<b>NOT ACHIEVED</b>

Criteria source: Performance indicators are recorded in the Authority's chapter in the Department of the Environment and Energy's 2019–20 Portfolio Budget Statements p. 235 and in the Authority's Corporate Plan for 2019–20 p. 13.

## Results against performance criteria

### Permission system

#### Regulatory framework

The Authority's permissions system is established under the Marine Park Act, which states:

'in order to achieve its objects, this Act regulates, including by a system of permissions, use of the Great Barrier Reef Marine Park in ways consistent with ecosystem-based management and the principles of ecologically sustainable use' (section 2A(3) (d)).

The Authority is responsible for administering permit applications, decisions and post-decision conditional approvals under the following legislation:

- *Great Barrier Reef Marine Park Act 1975*
- *Great Barrier Reef Marine Park (Environmental Management Charge-General) Act 1993*
- *Great Barrier Reef Marine Park (Environmental Management Charge-Excise) Act 1993*
- *Great Barrier Reef Marine Park Regulations 1983 and 2019*
- *Great Barrier Reef Marine Park Zoning Plan 2003*
- *Environment Protection (Sea Dumping) Act 1981*
- *Sea Installations Act 1987*.

## PERFORMANCE

### Key achievements

- Decreased the number of old applications from 23 to six, a 74 per cent reduction.
- Implemented three new routine permits (permits that have a streamlined assessment process) which were developed under the risk stream of the Policy and Planning Roadmap. Since 1 July 2019, average business days for permit decisions decreased by 5.32 per cent for routine permits and 4.2 per cent for tailored permits. Average business days for permit decisions for tailored permits that required at least one formal information request increased by 0.92 per cent.
- Reviewed and updated notifiable entities under the *Native Title Act 1993* (Cth) regarding FANs. A joint spatial review of the requirements to issue a FAN for applications to use and enter the marine parks by Queensland Parks and Wildlife Service (QPWS) and the Authority created an updated list of notifiable entities, ensuring that the permission system remains contemporary and compliant with legislative requirements.
- Secured agreement to issue FANs using email. *The Native Title Act 1993* (Cth) requires notification of future acts that may affect native title to representative Aboriginal and Torres Strait Islander bodies, registered native title bodies corporate and registered native title claimants. The notification must be provided by post unless the notifiable body agrees to receiving notification through different means. To enhance efficiencies as well as minimise health risks during the COVID-19 pandemic, written agreement was obtained from all representative bodies to receive FANs by email. The result is a more streamlined process, faster delivery and improved confidence of receipt by the notifiable bodies.
- Worked closely with permit holders to facilitate the successful removal of run-down underwater observatories at Green Island and Hook Island. Works were completed in February 2020.
- Permitted novel activities and facilities including local coral nurseries and underwater artwork to support the tourism industry through job creation, restoring existing tourism sites and creating new tourism opportunities.

### COVID-19 response

The Authority acknowledged travel and work restrictions due to COVID-19 placed severe financial hardship on individuals and businesses

who use and access the Reef. In response, the following measures were implemented to assist permit holders and stakeholders:

- From March 2020, staff proactively contacted permit holders with upcoming permit expiry dates to obtain verbal agreement to lodge and initiate continuation applications on their behalf, rather than permit holders having to apply online. Recognising the majority of permit holders were not operating, this initiative aimed to avoid the expiration of permits because of a lapse in the administrative processes of the operators.
- From the end of March 2020 to 30 June 2020, PAAFs payable under sections 202 or 205 of the Great Barrier Reef Marine Park Regulations 2019 were waived in most instances.
- In recognition of limited permit holder staff capacity and contractor availability, valid permit applications were assessed based on available information and further information requests were limited, where possible.
- Legislation was enacted to temporarily waive all PAAFs as well as other application and request fees from 1 July 2020 to 30 June 2021.
- Legislation was enacted to waive all EMC categories from 1 January 2020 to 31 December 2020.
- The approach to permit compliance was modified to prioritise only those allegations that may cause harm to the Marine Park and, where possible, extensions of time were provided to undertake maintenance and works, submit required documents and install facilities.
- Requests from the Queensland Representative Body Alliance on behalf of native title representative bodies to postpone the issuing of all FANs were supported, except those deemed urgent. The modified approach recognised the reduced capacity of Traditional Owners to make comment while their remote communities were in lockdown.
- The Queensland Department of Agriculture and Fisheries declaration of a new temporary fishing ground for tropical rock lobster harvest fisheries was supported. With advice from the tropical rock lobster fishery working group, the Authority assessed risk-based Marine Park permit applications quickly. Relevant permits were

## PERFORMANCE

granted with restrictions within traditional use of marine resources areas and local charter fishing areas to minimise conflict of use.

### Applications received and decisions made

During the reporting period, the Authority deemed 323 permit applications properly made in accordance with section 76 of the Great Barrier Reef Marine Park Regulations 2019 (Figure 5). Of those applications:

- 74 per cent required a tailored assessment approach and all information was supplied with the application (Tailored)
- 16 per cent required a tailored assessment approach with at least one formal further information (FINFO) request (Tailored FINFO)
- Nine per cent required a routine assessment approach
- One per cent required a Public Information Package (for example, long-term maintenance

dredging and installation of new facilities) or an environmental impact statement assessment approach (that is, for complex or large-scale projects that may have a significant impact on the Marine Park).

During the reporting period, 284 permit decisions were made (Figure 6). Of those decisions:

- 9.5 per cent were made through a routine assessment approach (Routine)
- 63.0 per cent were made through a tailored assessment approach where all information was received with the initial application (Tailored)
- 26.4 per cent were made through a tailored assessment approach that required at least one formal further information request (Tailored FINFO)
- 1.1 per cent were made through a Public Information Package assessment approach.

A total of 50 permit applications lapsed or were withdrawn before a decision was required.

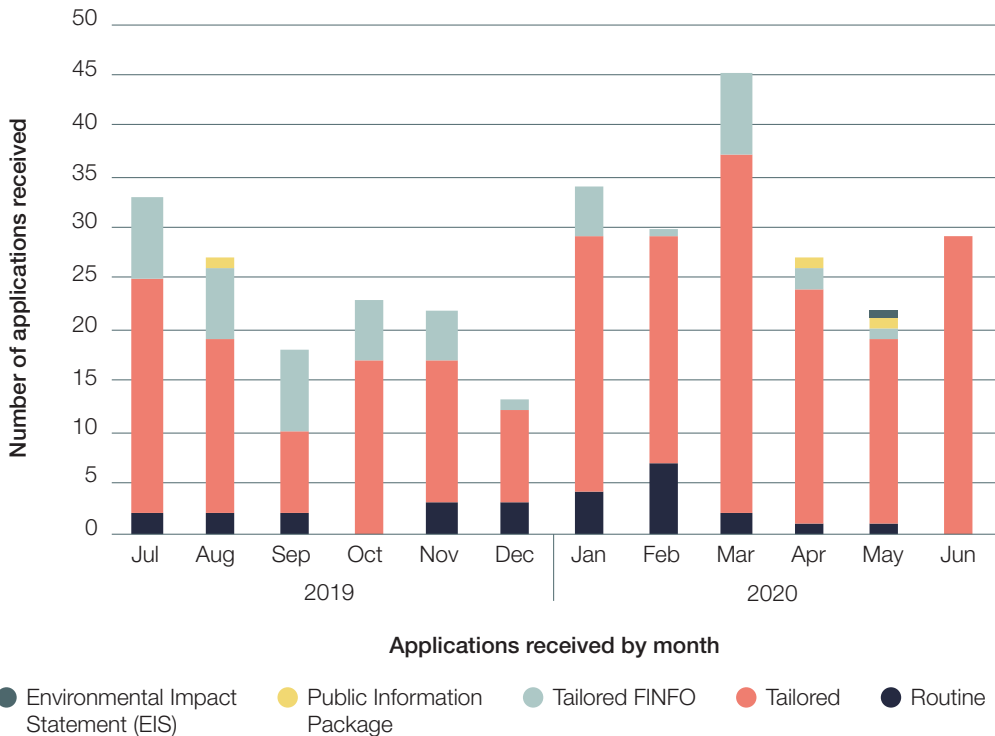


Figure 5: Permit applications received for each assessment approach category

FINFO = further information



## PERFORMANCE

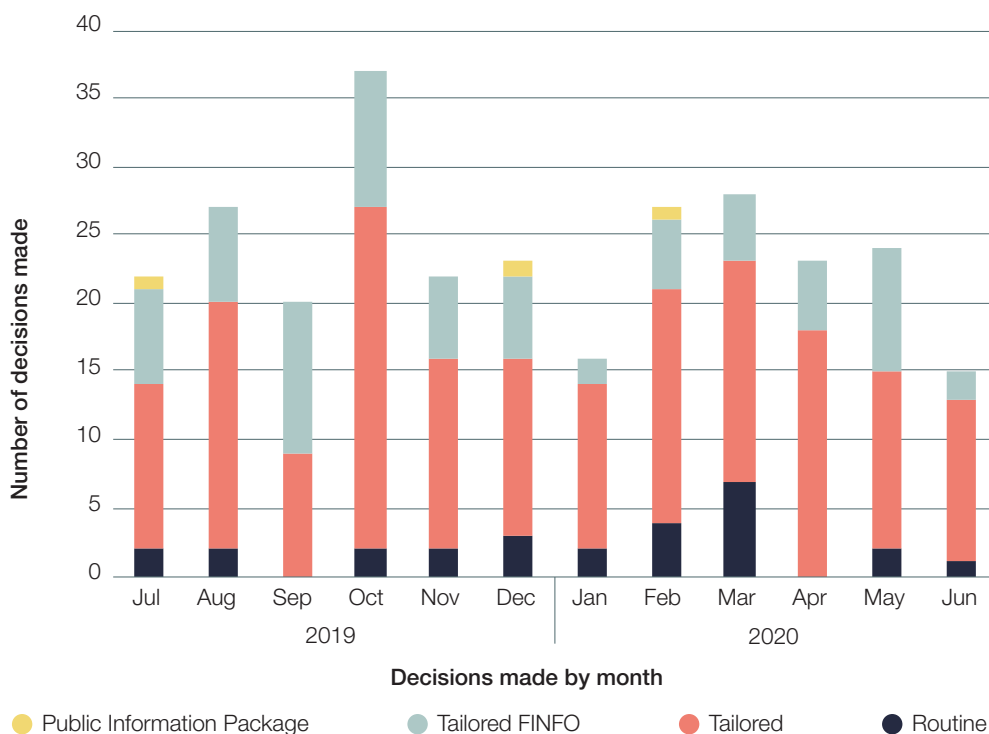


Figure 6: Decisions made by the assessment approach  
FINFO = further information

The Authority saw an increased focus on activities to promote restoration and adaptation in the Marine Park in 2019–20 and continues to develop and adapt its processes with evolving risk approaches and published guidelines to better facilitate these activities.

Over the reporting period, the Authority received 12 applications for restoration activities or research into restoration methods and granted 10 permissions. These projects include local coral nurseries, research into rubble stabilisation and methods to improve coral reproduction.

Assessment guidelines, approved by the Marine Park Authority Board in 2018, are used to inform restoration and adaptation projects designed to improve the resilience of habitats, while ensuring they do not have a disproportionate adverse impact on the ecological, biodiversity, heritage, social or economic values of the Marine Park.

Enhancements made to the permissions system in October 2017 resulted in an overall reduction

in the number of applications under assessment at any one time (Figure 7). As at 30 June 2020, six applications received before 4 October 2017 regulation changes remain under assessment. Of those six, one is deemed an application under the *Environment Protection and Biodiversity Conservation Act 1999* (Cth) (EPBC Act) and two are TUMRA accreditation applications, which are on hold pending EPBC Act processes or responses to formal further information requests.

Since March 2020, the increase in the number of permit applications under assessment is attributable to the COVID-19 pandemic (Figure 7). Both internal and external factors influenced this shift including disruptions to the staff working environment; staff vacancies; increased focus on adapting processes and addressing permit holder concerns; changes to processing FANs; and redirecting effort to support regulatory amendments, external communications and permit holder refunds in response to the pandemic.

## PERFORMANCE

### Managed permissions

Each permit can include multiple permissions with conditions. As at 30 June 2020, 1447 permits were being managed, covering 4674 permissions (Figure 8). Most permissions granted were for tourist programs, other vessels and aircraft, moorings, facilities and research. Facilities include structures, such as barge ramps, boat ramps, jetties, marinas, pipelines, pontoons, snorkel trails, marker buoys, underwater artwork and coral nurseries.

Many permits require several post-permit management actions. For example, more complex permits may generate an environmental management plan, a removal plan, a schedule of works, a sampling and analysis plan, or a sampling and analysis report for dredging. Most of the plans require an assessment, negotiation and written approval by a delegate within the Authority.

### Notifications and directions

During the reporting period, the Authority authorised or gave directions for 20 activities under Part 5 of the Great Barrier Reef Marine

Park Zoning Plan 2003. These activities included vessel salvage, aids to navigation maintenance works, green turtle release and filming access in a restricted area.

### Other decisions

In addition to assessing permit applications, the Authority was responsible for a range of other permission system matters. These included granting one compulsory pilotage exemption and approving 45 post-permit requirements. Three permits were granted under the *Environment Protection (Sea Dumping) Act 1981* (Cth), for an underwater artwork at John Brewer Reef, fabricated reef frames at Daydream Island, and sewage/greywater discharge at Hardy Reef.

### Applications refused, reconsidered and appealed

One application was refused during the reporting period, relating to hull cleaning in the marine parks; a statement of reasons was provided with the decision.

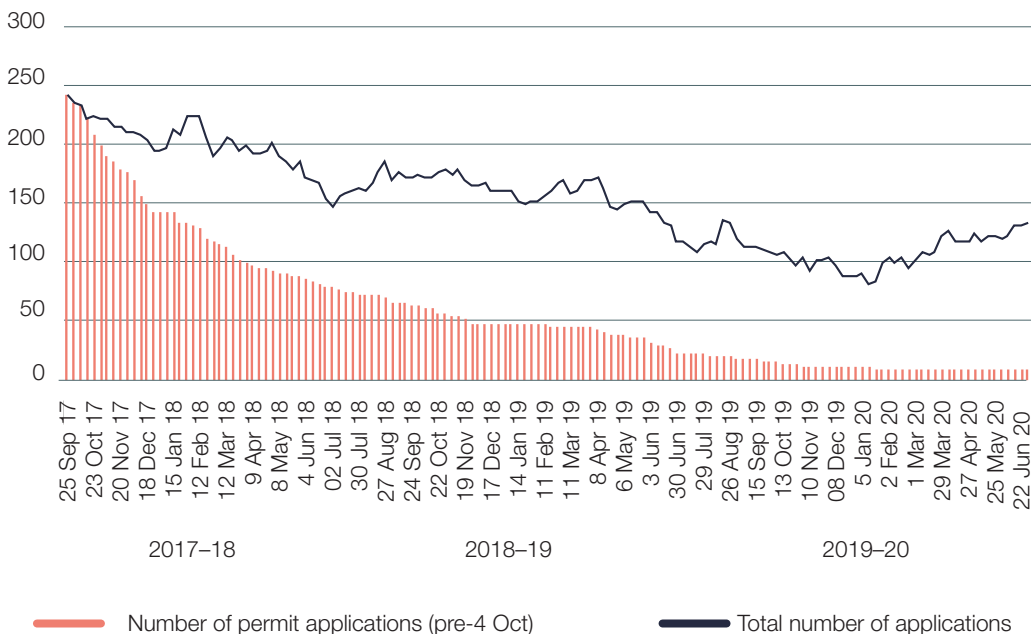


Figure 7: Number of permit applications under assessment at any one time

## PERFORMANCE

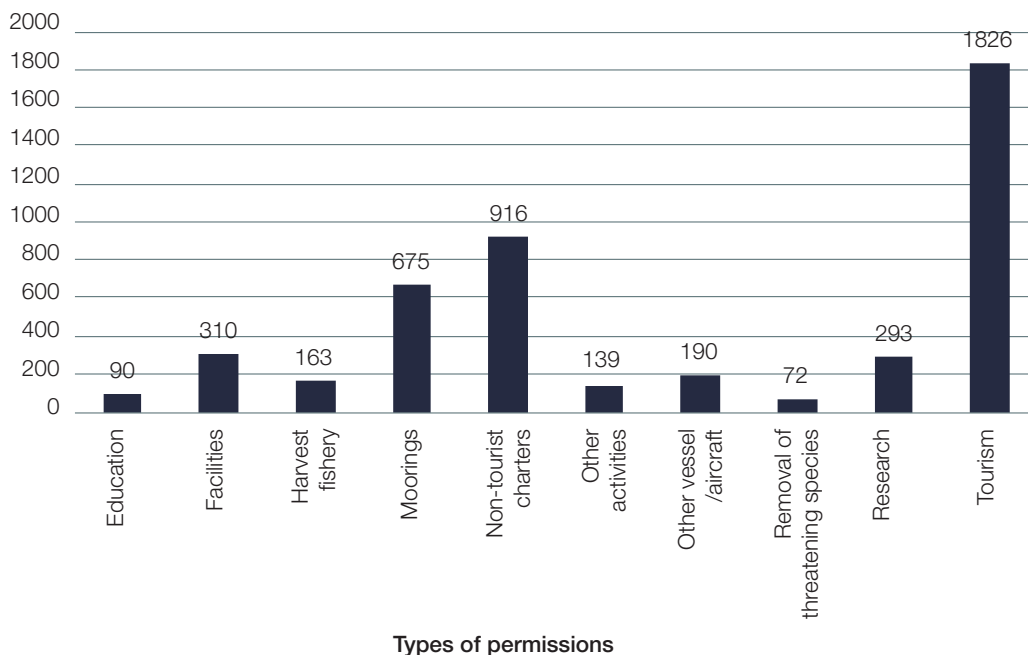


Figure 8: Type and number of current permissions managed by the Authority, as at 30 June 2020

The Authority works closely with applicants to ensure they understand their regulatory obligations, so activities are managed effectively and consistently with the Marine Park Act. During the reporting period, the Authority did not make any internal reconsiderations of an initial permit application decision and no requests for a statement of reasons were received. The Authority publishes a statement of reasons on its website where there is likely to be significant public interest in the decision.

### Administrative Appeals Tribunal and Federal Court of Appeals

One application — the review of the decision to grant permissions for the Queensland Government's Shark Control Program — continued before the Federal Court of Australia during the reporting period.

On 2 April 2019, the Administrative Appeals Tribunal handed down its decision on this matter, which varied some of the permit conditions. The Queensland Department of Agriculture and Fisheries appealed the decision to the Federal Court of Australia. On 18 September 2019, the

Federal Court dismissed the appeal, bringing the Administrative Appeals Tribunal decision of 2 April 2019 into effect immediately. The Marine Park permit was reissued in September 2019 to reflect that decision.

The revised permit requires the permit holder to euthanise shark species caught on drumlines only as a last resort, on animal welfare or safety grounds. The operation of the program under these conditions is the responsibility of the Queensland Government as the permit holder. The Authority will continue to monitor the operation of the program within the Marine Park to ensure ongoing compliance with the conditions of the permit.

### Permissions compliance

As outlined in the Corporate Plan, the Authority is committed to strengthening the monitoring and management of compliance risks associated with permissions.

The Annual Permissions Compliance Plan and associated risk assessment is the mechanism through which the Authority achieves this goal. Activities undertaken in 2019–20 occurred

## PERFORMANCE

across systems development, education and communication, monitoring and reporting, and enforcement (including administrative and educational actions) and included:

- educating and training stakeholders and partner regulatory agencies on permission compliance including presenting at stakeholder workshops in Cairns, Airlie Beach, Town of 1770 and Yeppoon and participating in joint patrol activities
- developing a case management system for managing allegations of permission non-compliance
- modifying the Permissions Compliance Annual Plan to integrate state permissions compliance risks and further strengthening the permissions compliance partnership with QPWS
- undertaking field inspections of permitted activities and facilities
- enhancing the field reporting system to facilitate the capture of field data relevant to the permission system

- delivering desktop audits on crown-of-thorns starfish reporting conditions, environmental management plans and previously permitted facilities that have since become unpermitted
- undertaking reactive site visits relating to the remittance of the EMC
- ongoing management of submitted permission-related allegations
- reviewing the enforceability of standardised permit conditions for specific permission types and involvement in the condition review process
- undertaking environmental site supervision at two priority sites to ensure permit condition compliance.

The Authority managed 210 alleged permission non-compliances that were identified during 2019–20, an increase of 54 per cent from the previous year. These occurred even with a noticeable reduction in allegations between January and June 2020 because of COVID-19 travel and work restrictions.

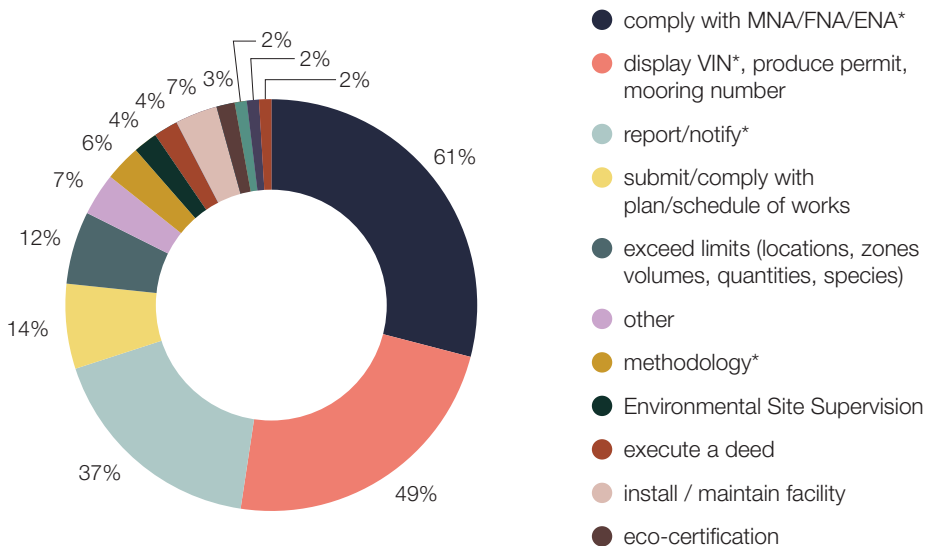


Figure 9: Recorded permission non-compliances by allegation type during 2019–20

\*ENA = equipment notification approval; FNA = facility notification approval; MNA = mooring notification approval; VIN = vessel identification number; VNA = vessel notification approval; report/notify = failure of a permit holder to report or notify the Authority of something they are required to; methodology = failure to use permitted methodology.



## PERFORMANCE

Recorded increases of permission non-compliance correspond with an increase in on-water compliance presence in key tourism locations and general awareness of the program by permit holders and partner agencies.

Figure 9 shows the types of permission compliance allegations identified during 2019–20, with more than half the allegations being failure to comply with a mooring, vessel, facility or equipment notification approval (ENA) and failure to display a vessel identification number, mooring identifier or produce a permit.

Several allegations in 2019–20, and in previous years, were identified through audits or assessment processes led by the Authority (Figure 10). Targeted engagement with partner agencies, such as QPWS resulted in increased reports over the last two reporting periods. As the permission compliance program evolves, there has been a small but positive increase in the number of permit holders who are self-reporting.

During the reporting period, the permission compliance functions were internally audited

against recommendations four and five from the Australian National Audit Office (ANAO) *Report No.3 2015–16 Performance Audit – Regulation of Great Barrier Reef Marine Park Permits and Approvals*:

- enhance standard operating procedures for undertaking compliance monitoring activities
- implement a coordinated, risk-based program of compliance monitoring activities
- report and record all instances of permit non-compliance in a Compliance Management Information System
- document the reasons for key decisions taken during permit investigations, including whether to investigate incidents and enforcement decisions
- verify that enforcement action has been undertaken prior to the closure of investigations.

The internal audit acknowledged significant progress in implementing these recommendations.

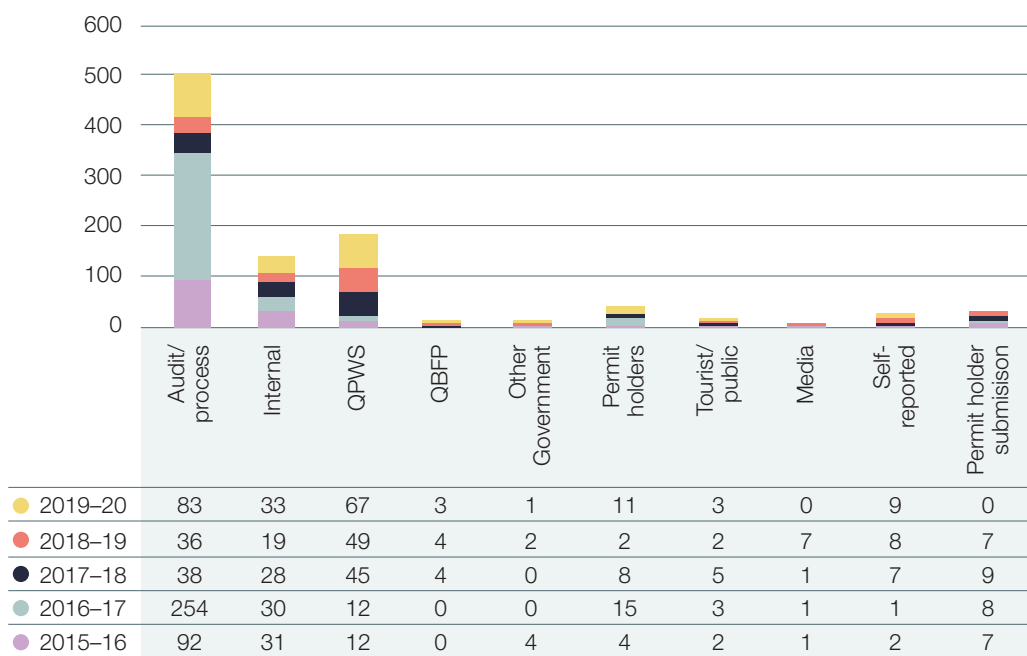


Figure 10: Source of recorded permission non-compliances, by financial year for the period July 2015 – June 2020

QBFP = Queensland Boating and Fisheries Patrol

## PERFORMANCE

### Reef Management System

The Reef Management System is a database designed to provide simple and seamless functionality to manage permissions for all activities occurring within the Great Barrier Reef Marine Park. The system allows Authority staff, partner agencies and external permit holders to view and manage a range of legislative and regulatory requirements.

The system is regularly upgraded to support and streamline the assessment of applications for permissions, with the future intent that key documents including permits, assessment reports and cover letters are populated automatically from the database. Key improvements realised in 2019–20 include:

- introducing enhanced functionality to support the lodgment of continuation applications (continuation module) for current permits using the online application portal Permits Online
- ability to apply for assessment of changes to mooring notification approvals using Permits Online
- user role management through IT controlled lists rather than human resource position numbers for improved change management

- implementation of three new routine application types, being commercial research, crown-of-thorns starfish removal and *Drupella* species removal
- development of the permissions compliance module
- progress towards the development of a spreadsheet upload capability for EMC data entry
- enhanced internal reporting of current applications, types and status, including FANs.

The continuation module in Permits Online introduced several improvements and features, such as enabling applicants to review the suite of routine permissions available and decide whether a routine permit may suit their needs. It also contains a mandatory requirement for applicants to view and verify their contact details, enhancing database accuracy.

Online submissions comprised 94 per cent of all properly made applications until March 2020. At that time the decision was made to proactively contact permit holders and obtain verbal agreement to lodge and initiate continuation applications on their behalf during the COVID-19 pandemic. As a result there was a large increase in

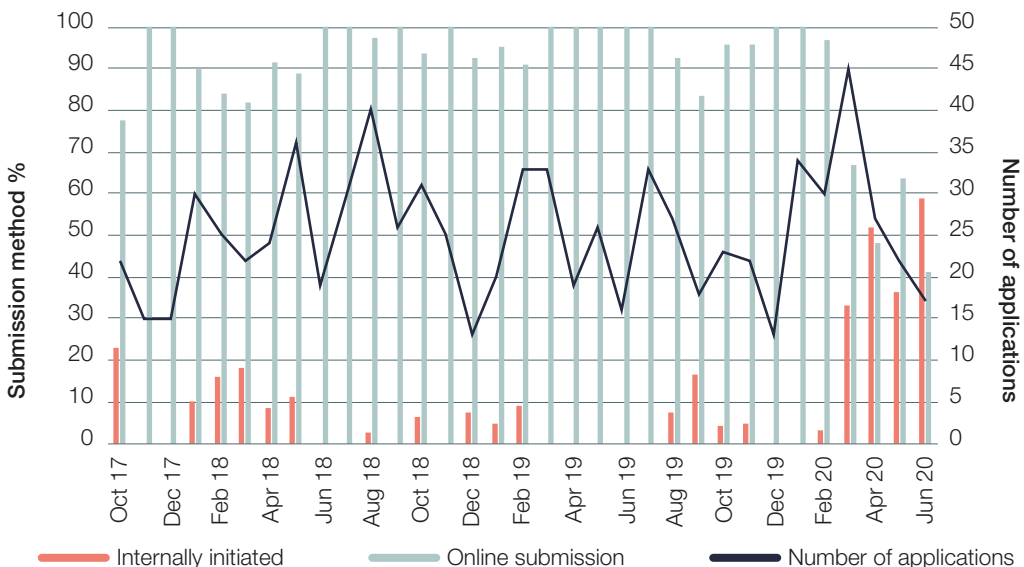


Figure 11: Number and method of permit application submissions since the introduction of Permits Online in October 2017

## PERFORMANCE

internally initiated applications (Figure 11). Use of the Permits Online system is predicted to resume once the effects of travel restrictions and export challenges are reduced.

During the reporting period, 51 automated notification approvals were processed via Permits Online (Figure 12). The system allows permit holders to provide notification of a change to their vessel, ship or aircraft as long as the new vehicle is within the parameters stipulated on their permit. The ability to instantly produce updated notification approvals to carry with the permit is being increasingly utilised, particularly within the cruise ship industry.

The management of post-permit requirements — such as due date reminders, coordinating referrals and delegated approval steps — was enhanced in the Reef Management System over the reporting period. This includes the ability to record details and track the assessment of environmental management plans, sampling and analysis plans and other post-permit requirements within the Reef Management System. Capturing these inputs, checks and requirements in a single, interrogative system meets recommendations one to three of the ANAO 2016 review recommendations and increases compliance with the National Archives of Australia’s Digital Continuity 2020 Policy.

## Environmental management charge (EMC)

Managing the EMC placed on most commercial activities, including visitors using tourism operations, continued to be a priority for the Authority in the first two quarters of 2019–20. However, due to the COVID-19 pandemic and subsequent restrictions on domestic and international travel, there was a dramatic drop in visitation to the Reef during the second half of the financial year. In response, the Australian Government set aside \$1 billion to support regions and communities that rely heavily on industries such as tourism. This support includes the temporary waiving of the EMC across all categories for the 2020 calendar year, providing around \$11 million in much-needed economic relief to the tourism industry.

Each quarter, there are approximately 600 permit holders who have EMC reporting obligations. Despite waiving the EMC, visitation numbers to the Marine Park continued to be submitted throughout the entire reporting period.

During the first two quarters, 92 per cent of permit holders met their EMC obligations within the legislated timeframe (one month following the end of the quarter). Permit holders who received

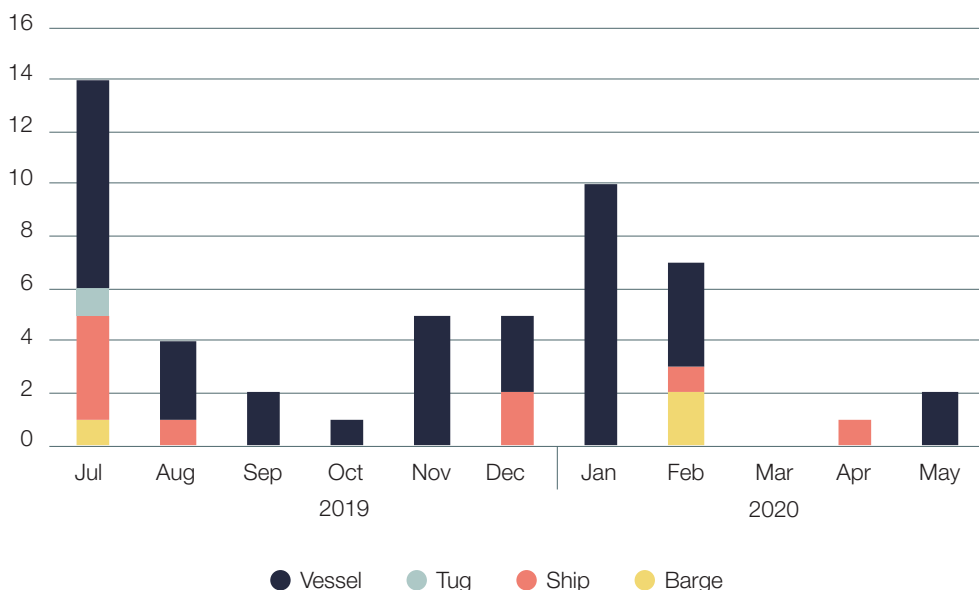


Figure 12: Notification approvals processed online in the reporting period, displayed by vessel type

## PERFORMANCE

one late payment penalty generally paid on time thereafter and did not receive another penalty. Of those who received multiple late payment penalties, most received only one further penalty.

### Service level standards

Service level standards outlined in the Permission System Service Charter came into effect on 4 October 2017, generating further improvements to the permissions system. To track progress on

the principles outlined in the charter, the Authority committed to the service level standards outlined in Tables 4 and 5.

The average assessment and decision timeframes are all well within the nominated timeframes in the charter. All other commitments have been achieved.

Table 4: Permission System Service Charter — Timeframes for decisions made in 2019–20

Service Charter	10 business days	30 business days	25 business days (routine) 50 business days (tailored)
Assessment approach	Average business days to acknowledge application	Average business days to formal request for further information	Average business days to decision
Routine	1.89	N/A	14.96
Tailored	4.87	N/A	38.11
Tailored FINFO	5.35	18.45	32.59
<b>Average 2019–20</b>	<b>4.59</b>	<b>18.45</b>	<b>34.24</b>

Table 5: Permission System Service Charter — Commitments for environmental management charge obligations and permission compliance 2019–20

Service level standard	Performance
Environmental management charge obligations	Performance measure
Send reminders within two weeks of the end of each quarter for those permit holders that are yet to finalise their EMC obligations	Achieved
Send intention to suspend notices to those permit holders that have not complied with EMC obligations within one month of the EMC payment becoming due	Achieved
Send suspension and late payment penalty notices to permit holders who fail to remit their EMC obligations within legislated timeframes	Achieved
Ensure plans, policies, guidelines and information regarding EMC obligations are easily accessible through the Authority's website	Achieved
Permission compliance	Performance measure
Ensure plans, policies, guidelines and information regarding permission compliance are easily accessible through the Authority's website	Ongoing updates available on the Authority's website
Publish on the Authority's website (by 1 August each financial year) the priority areas for auditing and monitoring	Compliance priorities for 2019–20 available on the Authority's website



## PERFORMANCE

### Cost recovery

To fulfil the Australian Government's requirements outlined in its charging framework and cost recovery guidelines, the Authority is required to update its cost recovery implementation statement. This outlines the Authority's current cost recovery measures for permit application and administration fees.

The Authority intends to update its 2019–20 statement following the settlement of the financial year results. Updates will include audited financial details and consumer price index increases in permission system fees that take effect annually in January.

The statement is limited to justifying existing cost recovery arrangements. As required under the Australian Government's charging framework and cost recovery guidelines, it does not provide a review of these arrangements or seek to identify improvements. Permissions system fees were last reviewed to align with the commencement of the Great Barrier Reef Marine Park Zoning Plan 2003.

### Management of defence activities

The Authority maintained a strong working relationship with the Australian Department of Defence throughout 2019–20.

A memorandum of understanding with the Department of Defence was renewed in June 2020 to continue a collaborative approach to managing defence exercises in the Marine Park.

Staff provided advice to the Department of Defence on ways to avoid or minimise impacts from several defence operations and exercises that occurred in the Marine Park. Authority staff also formed part of the Environmental Management Group for the joint Australian and United States training activity, Talisman Sabre, in July 2019. This large exercise occurred across several defence and non-defence training areas within the Marine Park, including amphibious landings at Bowen. An important part of these activities is raising awareness and understanding among visiting militaries of the environmental responsibilities of operating in a World Heritage Area.

### Management of port activities

The Authority continued to implement the memorandum of understanding with the Queensland Ports Association. This included attending two ports forums, which involved

meetings with all Queensland ports, relevant Australian (Department of Agriculture, Water and the Environment) and Queensland (Department of Environment and Science, Department of Transport and Main Roads, and Department of Agriculture and Fisheries) government regulators. Targeted meetings were held with two port authorities during the reporting period.



*Monitoring by the Authority of the Talisman Sabre Defence training exercise at Bowen. © Commonwealth of Australia (GBRMMPA), Photographer: Kirstin Dobbs*

### Coordination with the Environment Protection and Biodiversity Conservation Act 1999 (Cth) (EPBC Act)

The Authority continued to implement the 2009 memorandum of understanding with the Australian Department of Agriculture, Water and the Environment in relation to the integration and application of the EPBC Act and Marine Park Act. Discussions continued between the agencies to progress a review and update of the memorandum of understanding.

This memorandum helps integrate and streamline application and assessment processes when approvals and permissions are required under both Acts by establishing agreed administrative arrangements. During the reporting period, the Authority considered and provided advice, where

## PERFORMANCE

relevant, on six projects that were referred under the EPBC Act. These projects triggered the consideration of potentially significant impacts on Matters of National Environmental Significance, being the Great Barrier Reef Marine Park and/or the Great Barrier Reef World Heritage Area.

### Policy and Planning Strategic Roadmap

The Authority's Policy and Planning Strategic Roadmap has been in place for a little over 12 months. The Roadmap aims to better protect key Great Barrier Reef values, enable ecologically sustainable use and work with Traditional Owners and partners, including the tourism industry. It is a significant undertaking that will deliver cohesive forward-planning that is more risk-based, strategic, efficient and adaptive. The implementation of the Roadmap is continuing and will take a number of years to fully implement. It is supported by the RIMReP and the permissions, engagement, communications and RJFMP areas. The Roadmap can be viewed on the Authority's [website](#) as an interactive diagram. The Roadmap diagram is updated over time to reflect work that has been commenced or completed, and to add new areas of work.

The Roadmap covers significant areas of the Authority's regulatory approach, including Marine Park policy (e.g. future-focused intervention and permit guidance, tourism and other Marine Park use and protection policies), the TUMRA Program, implementation of the Aboriginal and Torres Strait Islander Heritage Strategy, development of further co-management opportunities and Marine Park planning (including zoning, plans of management and site planning). The Roadmap comprises five key themes of work:

- *Knowledge* – ensuring knowledge of Great Barrier Reef values and use is contemporary and comprehensive at an appropriate level for detailed planning purposes
- *Risk* – enhancing the Authority's regulatory maturity and risk appetite, which will shift management decision bases from case-by-case assessments or out-dated risk profiles to using a clear, holistic, contemporary risk appetite
- *Traditional Owner involvement* – supporting strategic involvement of Traditional Owners in management with increased co-management with the Authority

- *Tools* – ensuring management tools are agile, applied at appropriate scales and streamlined for users and government
- *Resilience* – delivering resilience actions that are well-guided, proactive and adaptive.

Delivering the Roadmap is a priority in the Authority's Corporate Plan and is one of the Authority's key initiatives for the coming years. It will help target resources on those areas of highest priority, transforming Marine Park policies and plans based on contemporary risks to support an improvement in the Authority's regulatory maturity.

A key element of the Roadmap is building flexibility into the Authority's management approach to respond to environmental issues or regional management concerns. This has led to an adjustment in focus during 2019–20. Efforts to address a range of local issues raised through stakeholder roundtable discussions in the Whitsundays resulted in the development of the Whitsundays Action Plan. During the COVID-19 pandemic, policy changes and legislative amendments to the Marine Park Act and Regulations were delivered to support Marine Park users such as tourism stakeholders.

Implementation of the Roadmap is tracking well. Highlights of the progress made during 2019–20 are summarised below.

### Knowledge stream

A number of projects were initiated during 2019–20 to improve the Authority's understanding of the changes to the values and use of the Marine Park. The initial focus was on supporting the Whitsundays Action Plan, collating information to support site planning at John Brewer Reef, and supporting Traditional Owners in four Sea Country values mapping projects. Detailed analysis of EMC location use data for planning purposes was also progressed with the development of an EMC guideline to clarify access and sharing aggregated EMC data arrangements on the Authority's website.

### Risk stream

The assessment of activities and development of a contemporary risk appetite is progressing well, with this work informing the development of new or the review of existing policies, plans and regulations. In addition to these projects,

## PERFORMANCE

significant progress has been made on risk-based solutions to permissions.

Effective permitting is a deliverable under the Great Barrier Reef Intergovernmental Agreement and work to implement a more streamlined and risk-based approach to permits is a key Roadmap deliverable. This work focuses on further streamlining the permits system to enable the direction of more effort to high-risk activities and facilitate a shift towards self-assessment for low-risk activities, where possible.

The risk-based solutions to permissions is a joint Authority–QPWS project. A shared vision has been developed, along with a priority list for potential risk-based improvements. The top two priorities — the development of more routine permits (permits that have a streamlined assessment process) and a review of all permit conditions, starting with tourism permit conditions — are tracking well. In addition, an easy to use, single reference ‘Guide for Permit Holders’ that seeks to aid understanding of permits and improve the information provided to the Authority’s clients is underway and is expected to be finalised in 2020

### Traditional Owner stream

The Authority has operated a highly successful TUMRA Program for more than 15 years, partnering directly with Traditional Owner groups to assist in developing and delivering their Traditional Owner-led TUMRAs. There are currently nine TUMRAs supporting 17 Clan groups in total, covering approximately 23 per cent of the Great Barrier Reef coastline (noting there is also one Indigenous Land Use Agreement in place that brings the total approximate coverage of agreements to 25 per cent). The TUMRA Program is the leading Sea Country management program in the Marine Park and continues to be a sought-after program pursued by Traditional Owner groups.

Over the last 12 months, the TUMRA Traditional Owner groups have utilised their TUMRAs in many different ways to support their Sea Country management aspirations, including employing TUMRA coordinators and support officers, mapping cultural sites to improve their protection, providing input and advice on permit referrals (e.g. through the implementation of the Woppaburra Heritage Assessment Guidelines, and for the temporary extension to the tropical rock lobster fishing ground), researching and monitoring activities, a wide and diverse range

of on-country activities, attending local events to raise awareness of their TUMRA and Sea Country management activities, and developing TUMRA-specific communication and education products. The TUMRA Program also supported re-negotiation discussions within the existing TUMRA groups, with a number of TUMRAs expected to be submitted for accreditation in 2020–21.

There have been some delays in the delivery of a number of TUMRA Program activities due to COVID-19 operational restrictions on travel to remote communities and bringing Traditional Owners together. The Authority continued to support TUMRA groups remotely and reassured groups of its ongoing commitment to supporting delivery of TUMRA activities into the future, including through existing contracts that support the employment of TUMRA coordinators and staff. The TUMRA team will continue to work with groups to support an administratively sound process that ensures contracts are maintained.

The Aboriginal and Torres Strait Islander Heritage Strategy for the Great Barrier Reef Marine Park was approved and launched by the Authority in March 2019. Actions under the Strategy contribute to all four program areas of the Authority’s Corporate Plan and make a significant contribution to nine outcomes of the Reef 2050 Plan. Implementation of the Strategy is progressing well, although COVID-19 operational restrictions have delayed some actions over the reporting period.

A key project that is underway is scoping options to improve co-management within the current legislative framework. A best practice literature review and analysis of Traditional Owner aspirations has been completed and will feed into further work during 2020–21.

### Tools stream

A high-level review of the tools being used at a national and international level and a summary of the Authority’s existing management tools were completed and is now informing next steps, which will include recommendations for improvements.

Detailed work on transforming tourism management is underway, including development of a ‘Sustainable Tourism Strategy’. This will be developed further during 2020–21 with significant engagement and will enable contemporary, streamlined and responsive management of ecologically sustainable tourism in the Marine Park.

## PERFORMANCE

### Resilience stream

During the reporting period, two major bodies of work progressed. Guidelines related to Part 5.4 of the zoning plan were developed and approved and the draft Great Barrier Reef Interventions Policy was released for public comment. Public comments on the draft policy opened in April 2020 and closed on 31 July 2020. The draft policy will be finalised following consideration of these comments.

Two management plan flexibility guidelines were developed during 2019–20 to assist the assessment of permit applications. These guidelines are expected to be finalised in late 2020–21.

A new activity, the Whitsundays Action Plan was also added to the Roadmap in late 2019. The Plan was developed in response to a wide range of local issues in the Whitsundays and is currently being implemented with stakeholders. COVID-19 restrictions have delayed some elements of this work.

Comprehensive policy and planning activity of this scale will take time. Dedicated presentations of the Roadmap occurred with tourism operators as part of the Authority's Tourism Industry Roadshow in early 2020. Engagement with Traditional Owners, stakeholders, industry, research organisations and other government agencies has been undertaken on the overarching Roadmap and on a project-by-project basis, tailored to the audiences and circumstances of each body of work. Further engagement of the Roadmap with Traditional Owners and external stakeholders will continue. Their guidance and advice are crucial for ensuring the Roadmap delivers on its outcomes.

### Compliance management and surveillance

#### Reef Joint Field Management Program (RJFMP)

The RJFMP is delivered by the Authority and QPWS. It provides practical, on-ground actions aimed at protecting and maintaining well-functioning marine and island ecosystems, and supports ecotourism opportunities and commercial industries. The program's core activities include delivering conservation actions, monitoring ecological and heritage values, responding to incidents, educating and engaging

with World Heritage Area users and upholding compliance.

The program is currently undergoing a significant five-year expansion. Joint base funding for the program has increased from \$17 million in 2017–18 to over \$25 million in 2019–20, with a commensurate increase in staff from approximately 115 to around 186 people. The program's expansion will continue as planned with joint funding of over \$38 million by 2021–22 and approximately 186 people.

Compliance with Marine Park and other environmental legislation in the World Heritage Area is undertaken and coordinated by the RJFMP. The program delivers a risk-based compliance program designed to target non-compliance in areas with the highest threats to the integrity, health and resilience of the World Heritage Area. It delivers a suite of compliance activities including surveillance, investigation and administration, in partnership with other government agencies such as QPWS, Queensland Boating and Fisheries Patrol, Queensland Water Police and Maritime Border Command.

The program has the capacity to adapt and respond to emerging issues and implemented a number of modified work arrangements in response to the COVID-19 pandemic. While this enabled the program to continue with the delivery of on-ground activities across the World Heritage Area in 2019–20, there were reductions in field delivery and some activities needed to be deferred, including Raine Island recovery, planned burns and pest control, face-to-face engagement, reef health and bird surveys, and regular contact and delivery of activities with First Nations People.

#### Key achievements

- Enhanced the RJFMP's field reporting system — a data collection and reporting tool used to report day-to-day activities and events that occur while conducting planned field activities such as compliance incidents, public contacts, sightings and permit checks. During 2019–20, the system recorded 1248 trip reports comprising 2700 activities and 5288 events. A number of changes were made to the system to correct minor bugs, increase the user experience and provide better information for reporting.
- Delivered 1716 vessel days at sea across the program's 20 vessels for activities such as compliance, visitor facilities management,



## PERFORMANCE

incident response and natural resource management. The program's primary vessel, Reef Ranger, delivered 12 per cent (204 days) of the program's vessel days at sea.

- Expanded the vessel tracking in Queensland's commercial fisheries, providing the RJFMP with the ability to more closely monitor the activities of vessels in the Marine Park.
- Supported Aboriginal and Torres Strait Islander peoples to return to country and deliver field management activities, spending 345 person days on program vessels in the northern Great Barrier Reef and 149 person days in the southern Great Barrier Reef. A total of 3.9 per cent (41 days) of the program's dedicated compliance days were delivered with Indigenous Land and Sea Rangers.

The RJFMP continued to enhance its compliance efforts in 2019–20 as recommended in the Reef 2050 Plan and the Blueprint.

The unique circumstances of 2019–20 resulted in unprecedented recreational use and fishing effort in the World Heritage Area. In March and April, favourable weather coincided with other forms of recreational activity being prohibited.

The RJFMP responded by applying high levels of effort and resources to surveillance while adhering to modified work practices due to COVID-19. The program delivered 89 days of dedicated compliance patrols for April 2020 and detected 97 offences. This effort is approximately 30 per cent higher than previous years.

Factors contributing to this high performance include dedicating resources to understand the correlation between good weather and recreational fishing activities, identifying high-risk zones and activities, and targeting compliance patrols along with dedicated education and awareness campaigns.

During 2019–20, 1349 possible offences were reported from across the Commonwealth and Queensland jurisdictions of the World Heritage Area. Most of these offences were dealt with through compliance actions such as caution notices (58), advisory letters (402) and warning notices (30). More serious matters resulted in infringement notices (133, \$217,476 in fines) and court action (45 prosecutions, \$114,890 in fines) (Figure 13).

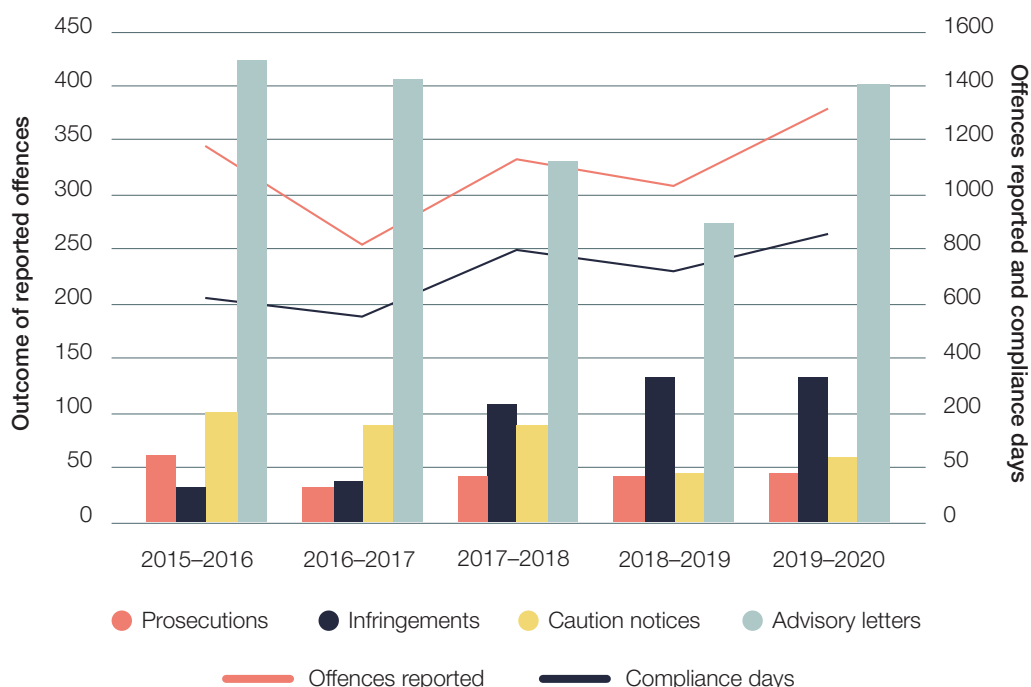


Figure 13: Compliance effort and outcomes

## PERFORMANCE

A total of 938 dedicated compliance patrol vessel days, 16 land-based days and 98 days of targeted chartered aerial surveillance were achieved during 2019–20. A total of 41.44 per cent of the dedicated compliance days were undertaken during known high-risk periods for non-compliant recreational fishing, a significant priority for the program given the ongoing high number of recreational fishing offences (Figure 14). The increased detection of recreational fishing offences may be attributed to the program’s risk-based intelligence-led focus and greater targeting of compliance efforts, as well as complacency among some recreational fishers.

Of the 2434 public contacts recorded in the program’s data collection field reporting system, zoning information details were collected from 2344 of these contacts. Over 67 per cent of these contacts advised that they had readily accessible zoning information. The most common methods of accessing zoning information were via chart plotters (52 per cent) or paper zoning maps (31 per cent).

Maritime Border Command has continued to provide aerial surveillance of the World Heritage Area, including remote far northern and offshore

waters, with their advanced capability surveillance aircraft. These surveillance flights resulted in the Field Management Compliance Unit identifying 22 incidents of suspected illegal activity during 2019–20. The unit also began discussions with Maritime Border Command to plan on-water patrols in the World Heritage Area aboard Australian Border Force’s advanced Cape Class patrol vessels during 2020–21.

### Commercial vessel tracking

The RJFMP continues to support the Queensland Department of Agriculture and Fisheries’ expansion of commercial vessel tracking under the *Queensland Sustainable Fisheries Strategy 2017–2027*. In addition to the program’s \$2.2 million contribution in 2016–18 towards the industry rebate scheme to assist fishers with the purchase and installation of vessel tracking units, the program continues to provide ongoing funding to support the Queensland Government’s commitment to vessel tracking.

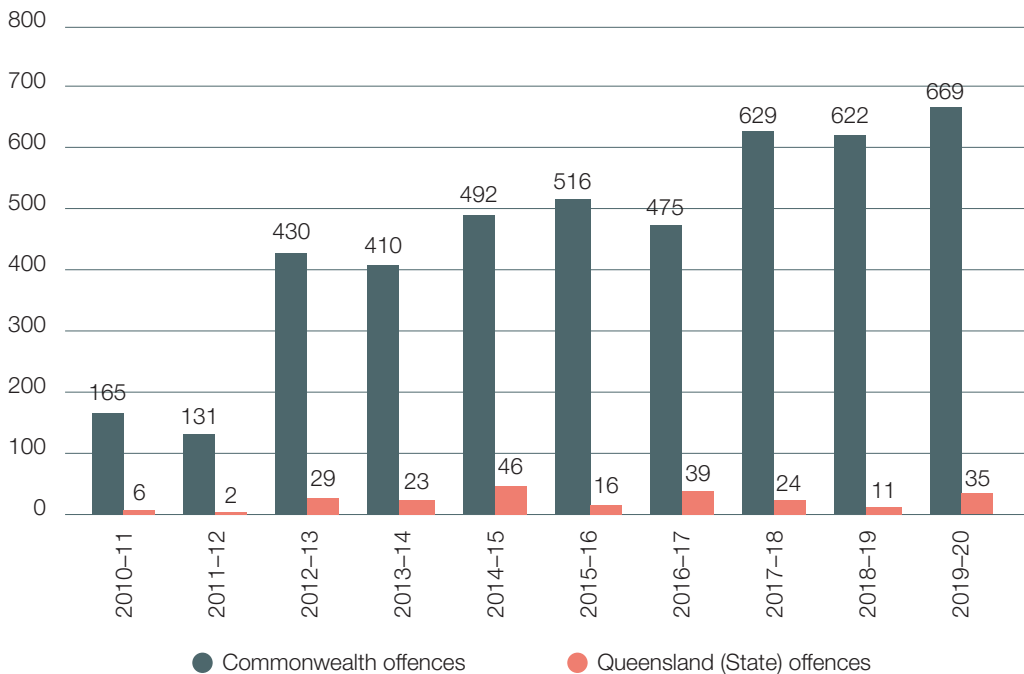


Figure 14: Trend in recreational fishing offences

## PERFORMANCE

Since the expansion of vessel tracking in Queensland's commercial fisheries, the RJFMP has been able to more closely monitor the activities of vessels, including in the Coral Reef Fin Fishery in the Marine Park. As a result, there has been an increase in the number of reported offences observed, including 145 suspected Coral Reef Fin Fishery offences reported during 2019–20, and five successful court prosecutions where the incident was initially detected by analysis of the vessel monitoring system (VMS), totalling \$12,750 in fines.

The expansion of vessel tracking and its detailed analysis has given the program a high level of confidence in the amount of non-compliance in this user group in the Marine Park. This allows for the appropriate tasking of resources to those users and activities who pose the highest risk to the zoning plan and the values of the World Heritage Area. While this has created an increase in detected offences, it is off-set by the wider behavioural change in the sector and the long-term benefits to the Marine Park.

Detailed analysis of the VMS data of the 145 suspected offences shows that 122 relate to unattached dories in non-fishing zones of the Marine Park, with their activity consistent with transiting (but unlikely to be fishing). Analysis of the tracking data of the remaining 23 vessels gives rise to a reasonable belief that activities other than transiting (possibly fishing or searching for

fish) are occurring and are allocated for further investigation.

Figure 15 shows the trend in the number of commercial line offences reported (including unattached dory offences) before and after the commencement of the Vessel Monitoring Team on 1 January 2019.

### Improving recreational fishing compliance with Marine Park zoning

Improving recreational fishing compliance with Marine Park zoning education and awareness campaigns continued throughout 2019–20. Targeted compliance and communication campaigns were held in Yeppoon during July 2019, Gladstone during September 2019, and Green Island (Cairns) in December 2019. An Eye on the Reef zoning app awareness and education campaign ran throughout June 2020.

The Eye on the Reef zoning app campaign focused on a single call to action — to download the Eye on the Reef app. The campaign was rolled out Reef-wide, with innovative billboards in Yeppoon, Airlie Beach and Cairns. A radio advertisement was aired in the Whitsundays and Mackay regions and the free music app, Spotify. Eye on the Reef zoning app advertising was also strategically placed in various fishing publications

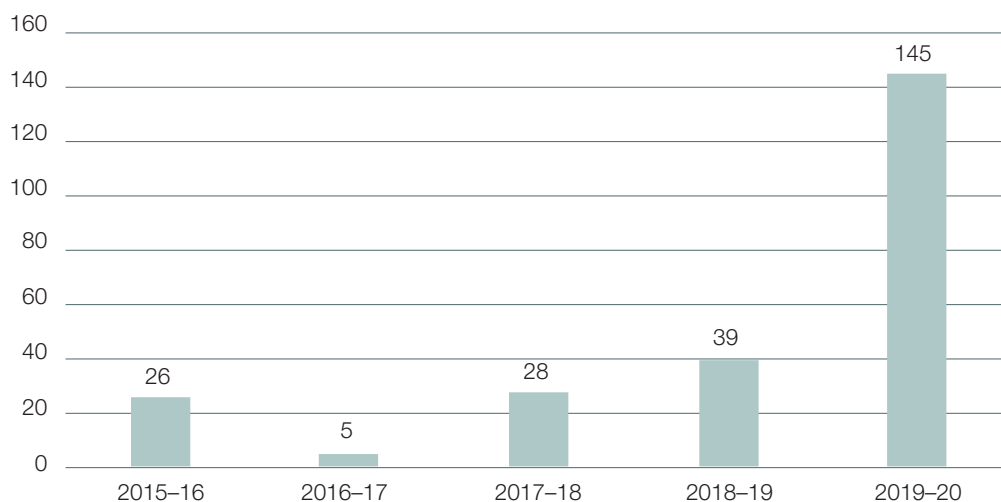
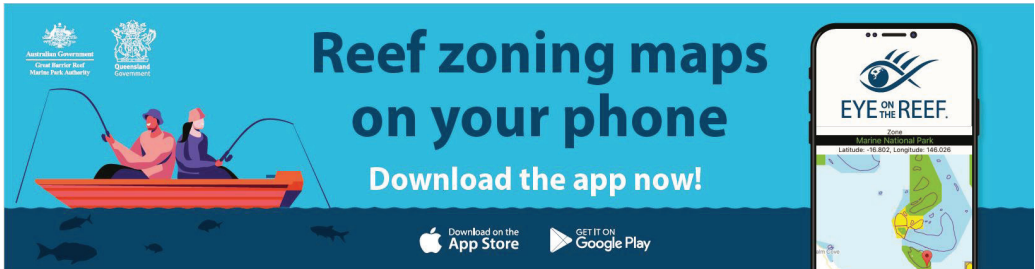


Figure 15: Trends in the number of commercial line fishing offences since 2015

## PERFORMANCE



An example of campaign materials used to educate visitors about zoning

to engage with both recreational fishers and yachters. This campaign had a strong digital focus with advertising on weather sites Seabreeze and Willy Weather, as well as a suite of animated digital ads appearing in web browsers and Facebook and Instagram feeds of the target audience. All advertising linked to a new landing page on the Authority's website with clear instructions about how to download the free app.

The recreational fishing project continued to encourage marine parks users to report suspected illegal activity using a 24-hour hotline or the Authority website and via a dedicated Protect your Patch campaign. During 2019–2020, 81 incident reports were received with 67 reports from members of the public and 14 reports from Indigenous Ranger Groups, slightly down from the 84 reports received in 2018–19 (56 public and 28 Indigenous Ranger Group reports). COVID-19 has had a significant impact on the number of reports

during the last quarter of 2019–20.

Considerable compliance effort was directed at high risk periods for non-compliant recreational fishing. The RJFMP continued to promote a firm approach to illegal recreational fishing, issuing infringement notices to offenders where evidentiary requirements were met. A total of 15 recreational fishing offenders were also prosecuted in court during this period, due to non-payment of their infringement notice or electing to have the matter heard in court. All have received a fine, plus a criminal conviction.

### *Aboriginal and Torres Strait Islander Heritage Strategy*

Launched in March 2019, the *Aboriginal and Torres Strait Islander Heritage Strategy* for the Marine Park aims to support Traditional Owners to keep their Indigenous heritage strong, safe and



Indigenous Compliance Ranger on a Marine Parks vessel. © Queensland Government, Photographer: Evan Ivey



## PERFORMANCE

healthy. Heritage encompasses ‘everything in Sea Country’, which is both tangible and intangible.

Particular achievements to date include:

- a trial of the *Traditional Owner Place Specific Assessment Guidelines* was completed with Woppaburra Traditional Owners, and proved to be a practical and valuable tool to facilitate the effective consideration of Indigenous heritage values in permit assessments
- the *Sea Country Values Mapping Project* provided resources to assist Traditional Owner groups to map their values and decide on the cultural information to share for management purposes
- the *Sea Country Communications Plan* promoted cultural change and cross-cultural training delivered through the implementation of the Reflect Reconciliation Action Plan
- the launch and delivery of the *Reef Discovery Course Indigenous Heritage Module* to tour operators.

Implementing the *Aboriginal and Torres Strait Islander Heritage Strategy* contributes to protecting both the environment and Indigenous heritage. It facilitates greater partnerships between Traditional Owners – who hold knowledge and expertise on Indigenous heritage and sustainable management – and the Authority, which has policy, planning, permitting, compliance and management tools to assist Traditional Owners looking after their country and heritage.

### Co-management options

Traditional Owners of the Reef have long expressed their expectation and desire to partner in the decision-making and management of the Marine Park. The Authority is developing options to increase co-management through its management tools and programs. A best practice literature review and analysis of Traditional Owner aspirations was completed, which led to a framework against which existing tools and programs are being assessed.

### Traditional Use of Marine Resources Agreements (TUMRAs)

The Authority began its highly successful TUMRA Program over 15 years ago, partnering directly with Traditional Owner groups. There are currently nine TUMRAs supporting 17 Traditional Owner

groups, covering approximately 23 per cent of the Reef coastline (Figure 16).

TUMRAs describe how Traditional Owner groups work in partnership with the Australian and Queensland governments to manage traditional use activities on their Sea Country. For example, TUMRAs describe how Traditional Owner groups wish to manage their take of natural resources (including protected species), their role in compliance and monitoring the condition of plants and animals, and human activities in the Marine Park. They are formal agreements accredited by the Authority and the Queensland Department of Environment and Science.

Over the last 12 months, TUMRA groups have utilised their TUMRAs in many different ways to support their Sea Country management aspirations. These activities included employing TUMRA coordinators, ranger training, protecting heritage including lore and customs, research and monitoring, junior ranger programs, communications and education, and on-ground activities.

## Analysis of performance against purpose

### Policy and planning

The continued resourcing of a dedicated Policy and Planning section enabled the Authority to progress implementation of the Policy and Planning Strategic Roadmap. Achievements include releasing a draft Interventions Policy for public comment and cultural mapping projects as part of the Aboriginal and Torres Strait Islander Heritage Strategy.

### Permissions system

Implementation of the permissions system has continued to enable the sustainable use of the Marine Park while protecting identified environment and heritage values. Decisions continue to be made within service level charter commitments and further strengthening of the monitoring and management of compliance risks associated with permissions has been achieved.

# PERFORMANCE

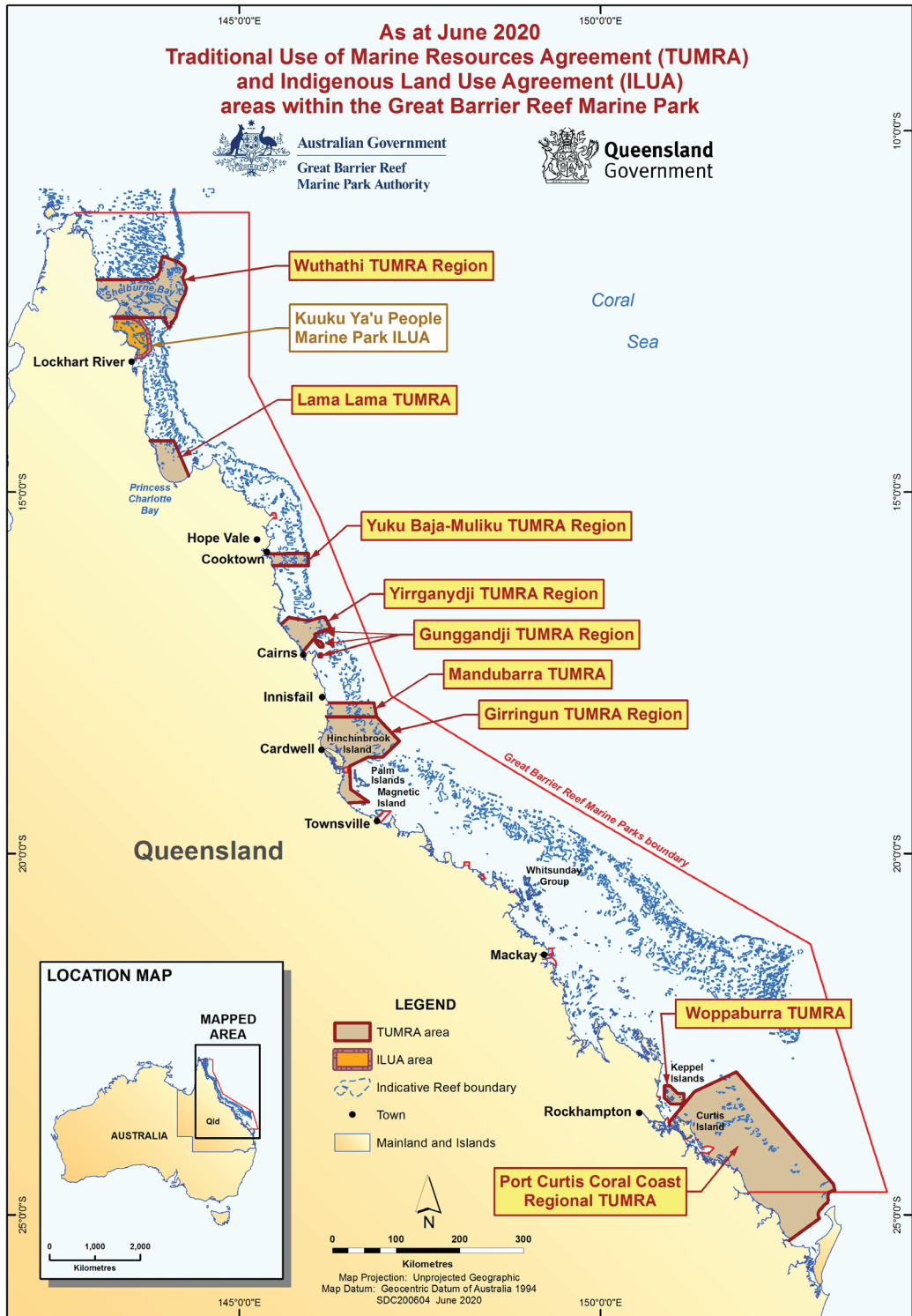


Figure 16: The TUMRA program continues to maintain a high level of involvement with Traditional Owners of the Reef, with 17 Traditional Owner clan groups involved in nine accredited TUMRAs covering almost 25 per cent of the Great Barrier Reef coastline

## PERFORMANCE

Further development of database and online systems contributed to streamlining and efficiency gains with improved support provided to application and post-permit assessments, compliance actions, the collection of EMC, and the ability of permit holders to access and manage information related to their permits.

Travel bans and work restrictions associated with the COVID-19 pandemic have placed severe financial and personal hardship on those who use and access the Great Barrier Reef. The Authority has demonstrated agility and flexibility within internal processes and through regulatory amendments to implement a raft of measures to support permit holders during this time.

### Marine Park compliance

The RJFMP continued to enhance its compliance efforts in 2019–20 as recommended in the Reef 2050 Plan and the Blueprint.

The continued work on both the expansion and effective use of the VMS has been a priority for the program. The VMS now provides a much higher level of confidence with respect to the actual levels of commercial fishing non-compliance. The VMS has also been used to improve the effectiveness and efficiency of both vessel and aerial surveillance missions. It has allowed for huge improvements in the ability to target areas or vessels of interest. There has been an initial spike in reports of commercial fishing non-compliance through the VMS, but through appropriate compliance management a declining trend is anticipated.

The program's investment in dedicated compliance resources saw the highest level of surveillance outputs to date of 1052 days, despite restrictions due to COVID-19. The improvement can be attributed to but is not limited to the

additional Field Operations Team in Gladstone and dedicated compliance rangers within QPWS.

Improving recreational fishing compliance with Marine Park zoning education and awareness campaigns continued throughout 2019–20. Targeted compliance and communication campaigns were held in Yeppoon during July, Gladstone during September, Green Island (Cairns) in December and an Eye on the Reef zoning app awareness and education campaign ran throughout June 2020.

In addition, considerable compliance effort has been directed at high risk periods for non-compliant recreational fishing. The program promoted a firm approach to illegal recreational fishing with a shift to issuing infringement notices to offenders where evidentiary requirements have been met, resulting in 133 infringement notices. The compliance strategy for dealing with recreational fishing offences was altered during COVID-19 due to the severe socio-economic impacts on Queensland communities. The ability to investigate offences was also disrupted due to widespread travel restrictions and government health directives. As a result, the total number of infringement notices issued this year was lower than the previous year.

Due to improvements in surveillance effectiveness, electronic monitoring of commercial fishing and the analysis of non-compliance; the program now has a high level of confidence in understanding the nature and extent of non-compliance in the World Heritage Area. Despite increases in some non-compliance activities, largely due to improvements in the compliance program, it is believed that the actions of the program are suppressing non-compliance to a manageable level.



*Aerial compliance surveillance of Green Island. © Commonwealth of Australia (GBRMPA), Photographer: Owen Witt*

# Program area 3: Educating and fostering stewardship to enhance protection of the Reef

Through targeted education and stewardship programs, the Authority works to establish mutually beneficial relationships with Traditional Owners, regional councils, Queensland and Australian government agencies, students at all stages of learning, Reef-dependent industries, community groups and the community more broadly.

These targeted programs aim to raise awareness, influence best practice, foster innovative actions, build a sense of collective responsibility to care for the Reef, and empower others to contribute to Reef protection and resilience.

Key elements to the Authority's education and stewardship approach include:

- facilitation of formal education programs at the Reef HQ Aquarium and through the Reef Guardian Schools Program
- outreach education utilising cutting-edge videoconferencing technology through online educational resources
- community education through regional engagement activities, regional councils and the Reef tourism industry
- user and stakeholder education through the RJFMP
- high levels of best practice and industry stewardship fostered through the High Standard Tourism Operator and Reef Guardian Programs.




## Key achievements

- Delivered Outreach Reef Education sessions through the Virtual Connections Program to 65 schools and universities, reaching more than 4500 people from 13 countries. This is nearly double the participant reach from previous years. These innovative education programs have been used to support home learning and schools throughout the COVID-19 pandemic.
- Delivered formal education programs (foundational to tertiary) to more than 3500 students and teachers from more than 95 schools through Reef HQ Aquarium.
- Facilitated specialised Reef Education (EduTourism) programs for seven international groups comprising more than 180 students from universities in the United States of America and a high school in Singapore.
- Partnered with Johnathan Thurston and the JT Academy to support children in remote Indigenous communities.
- Delivered Protect your Patch campaigns in Yeppoon, Gladstone, Green Island (Cairns) and an Eye on the Reef zoning app awareness and education campaign through the RJFMP.
- Created the Be Reef Smart educational campaign.
- Welcomed approximately 95,000 visitors to Reef HQ Aquarium in 2019–20, notwithstanding the COVID-19 forced closure.
- Developed a 20-year Master Plan for Reef HQ Aquarium.
- Developed the Reef Guardian Council e-newsletter, sharing Reef-related information and council initiatives with more than 140 council officers across the Great Barrier Reef catchment.
- Welcomed seven new schools to the Reef Guardian Schools Program and developed an improved format for the ReefED e-newsletter for teachers.
- Released the Reef Discovery Course to the public in May 2020.



## PERFORMANCE



The Education Team take the Reef anywhere in the world through the virtual Reef Connections program. This hard coral is great for explaining how corals form and to identify polyps. © Commonwealth of Australia (GBRMPA), Photographer: Jo Hurford

## Performance results

Table 6: Summary of performance results for Program area 3

Performance Criteria	2019–20 Target	2019–20 Actual
The Authority, its partners and the public improve stewardship of the Reef through their commitments to, and adoption of, sustainable behaviours and best practices relevant to the Reef.	Reef HQ Aquarium exhibitions, public and community education activities improve awareness, attitudes and aspirations.	<b>ACHIEVED</b>
	Stewardship partnerships, networks and programs deliver outcomes informed by and consistent with the Authority's positions.	<b>ACHIEVED</b>

Criteria source: Performance indicators are recorded in the Authority's chapter in the Department of the Environment and Energy's 2019–20 Portfolio Budget Statements p. 235 and in the Authority's Corporate Plan for 2019–20 p.14.

# Results against performance criteria

## Reef HQ Aquarium forward strategy

A 20-year Reef HQ Master Plan was established to provide a long-term direction for continuous improvements and guide the objectives of Reef HQ Aquarium as a public institution into the future. The vision is to create a unified design character to sustain Reef HQ Aquarium as an educational and cultural landmark for visitors. The Master Plan will direct the interpretive and functional planning of the education, experience and exhibits at Reef HQ Aquarium over the next 20 years.

During the financial year, the Australian Government provided funding of \$26.9 million to upgrade critical safety works and a further \$2.6 million to replace animal life support systems. This work will occur over the next three financial years. During the next financial year, the Aquarium will close for up to 12 months from February 2021 to allow for significant works to occur without the safety risks associated with visitors in the facility. These works will allow the continued safe operation of the facility and further implementation of the Master Plan over time.

Decreased revenue and visitation targets were forecast for this financial year owing to the effects of the ageing facility and external interferences, such as construction. COVID-19 resulted in the forced closure of the Aquarium on 23 March 2020; however, despite the reduced trading for this financial year, the Aquarium still received approximately 95,000 visitors.

The Reef HQ Volunteers Association continued to support the operation of Reef HQ Aquarium, assisting with the delivery of community educational talks and tours and other activities. In 2019–20, 85 Reef HQ Aquarium volunteers collectively contributed more than 8000 hours of service to the aquarium, with one volunteer reaching an inaugural service milestone of 10,000 hours.

## Reef Guardian Programs

### Reef Guardian Schools Program

Reef Guardian Schools aim to create awareness, understanding and appreciation for the Reef and

its connected ecosystems. Schools and students are encouraged and empowered to undertake actions and projects within their schools and the local community that will benefit the long-term health of the Great Barrier Reef. Seven new schools joined the Reef Guardian Schools Program during 2019–20, bringing the total to 291, with over 136,500 students and 8900 teachers. A new format of the ReefED e-newsletter was developed and released to Reef Guardian School teachers in 2020.

Across the Great Barrier Reef catchment, 13 Reef Guardian network meetings were facilitated, connecting Reef Guardian Schools with local partner organisations such as Reef Guardian Councils, natural resource management groups, tourism operators and community groups.

Two Future Leaders Eco Challenges were facilitated prior to COVID-19 restrictions, with participation from 71 students and 15 teachers from 15 Reef Guardian Schools and nine partner organisations. The 2020 theme was 'Improving the Outlook for the Reef' and focused on how the small acts of many people make a big difference.

The COVID-19 pandemic required delivery changes to the Reef Guardian Schools Program. Ten free virtual connections programs were offered on subjects such as biodiversity of the Reef, threats to the Reef and responsible Reef practices, with more than 1500 students and 100 teachers from 60 schools participating. Two virtual teacher professional development sessions were also provided.

### Reef Guardian Fishers Program

The Reef Guardian Fishers Program involves 27 commercial fishing operations and encompasses most commercial fishing types occurring within the Marine Park. Two new operations joined the program and one operation left the program in 2019–20.

Reef Guardian Fishers have been recognised for their quality and innovation, winning many awards including the Queensland Innovation Award and Delicious Australian Produce Award.

Ten Reef Guardian Fishers are represented on Queensland Government convened fisheries working groups providing advice on management options and the development of harvest strategies critical to the implementation of the *Queensland Sustainable Fisheries Strategy 2017–2027*.

PERFORMANCE

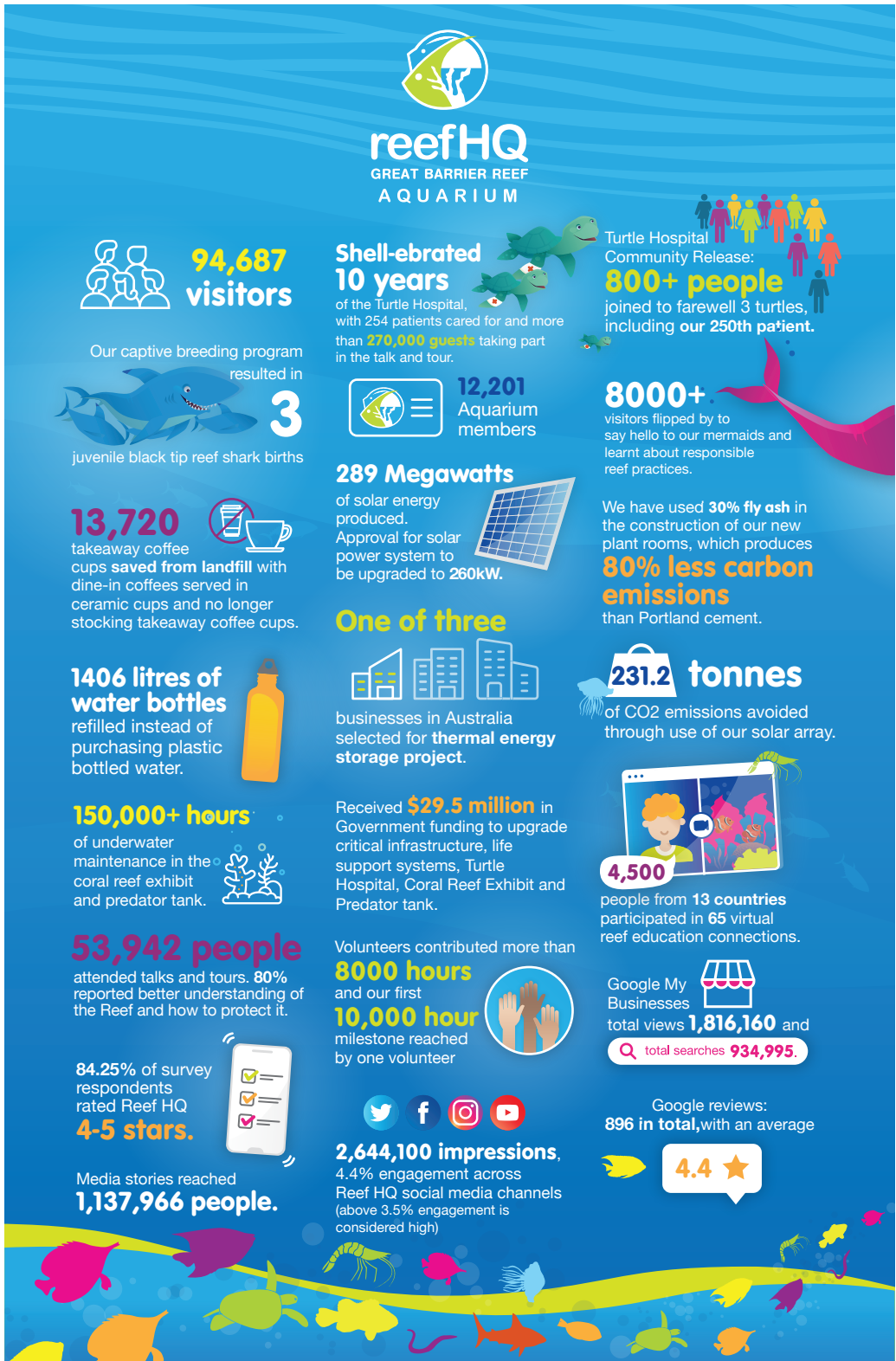


Figure 17: Reef HQ Aquarium Highlights 2019–20.

## PERFORMANCE



Capricorn Coast students kept a sharp eye out for beach biodiversity during the Future Leaders Eco Challenge on North Keppel Island. © Commonwealth of Australia (GBRMPA)

However, legislative amendments required to progress the implementation of the strategy have been stalled since November 2019.

Seafood Industry Australia, the national peak body representing the Australian seafood industry, has expressed interest in working with the Authority to further advance the recognition of Reef Guardian Fishers and explore how similar voluntary stewardship commitments may be encouraged with other fishers nationally.

### Reef Guardian Councils

The Reef Guardian Council Program is a collaborative partnership between local governments in the Reef catchment and the Authority. The program, which began in 2007 and includes 18 councils, recognises the role local governments play in managing natural resources in the Reef catchment and the important link they provide to the catchment community.

In September 2019, 26 officers representing 15 Reef Guardian Councils and the Authority attended the Reef Guardian Council Working Group meeting. Participants discussed the Outlook 2019 Report, the Great Barrier Reef Foundation Reef Trust Partnership, council initiatives to improve Reef health and resilience, and the future of the Reef Guardian Council Program.

The Reef Guardian Council Steering Committee meeting in October 2019 was attended by 35 representatives from Reef Guardian Councils, the Local Government Association Queensland, the Authority and presenters from Queensland Water Directorate and the Office of the Great Barrier Reef. Key agenda topics included the newly drafted Reef Guardian Council Terms of Reference,

the *Outlook Report 2019* and an update on the *Reef 2050 Plan*.

In preparation for the 2020–2024 Reef Guardian Council term, the terms of reference and memorandum of understanding for the program were finalised, together with an action plan process and template to track and promote council actions to help the Reef. A professional development plan and suite of communication materials are in development to assist the program.

The Reef Guardian Council e-newsletter was created in 2020 to share Reef-related information and council initiatives and to promote collaboration and action, and has attracted more than 140 council officer subscribers.

## Education offerings and resources

### Community Reef Education

The daily program of educational talks and tours at Reef HQ Aquarium delivers key messages about the values and threats to the sustainable future of the Reef and the actions that people can take to help protect it. Until the COVID-19 closure of the aquarium, more than 53,000 visitors had participated in the daily program of educational talks and tours, which was nearly 60 per cent of the yearly visitors.

Surveys indicated that 80 per cent of visitors had an improved understanding of Reef issues and what actions they can take to protect the Reef after their visit to Reef HQ Aquarium.

### Formal Reef Education

Formal education programs (foundational to tertiary) were delivered to more than 3500 students and teachers from more than 95 schools by Reef HQ Aquarium. Ninety-five per cent of teacher evaluations indicated that their students had a better understanding of the Reef and what actions they could take to help to protect it because of their visit.

*“Thank you and your amazing team for giving the children a wonderful and fun filled learning experience. The tour was great and the children loved the day. We all returned to school full of stories and facts that we had learnt.”*

*– Secondary school teacher, Townsville*



## PERFORMANCE

From March 2020, due to the COVID-19 pandemic, there was a transition from providing face-to-face learning to online and digital educational resources for use in home-schooling.

For the past three years, a Sea Country Connections Program has been delivered to Indigenous students from a Townsville school. The program includes information on how Traditional Owners are working with governments to manage their Sea Country, Traditional Owner (Warrgamay Bandjin) language names for many species on display at Reef HQ Aquarium and Dreamtime stories connected to the Sea Country.

### EduTourism (educational tourism)

Reef HQ Aquarium continues to be an integral contributor to Townsville and North Queensland's strategic positioning as a global destination of excellence for faculty-led study abroad programs (known as EduTourism programs) for international high school and university groups. The education team delivered specialised programs to seven international groups comprising more than 180 students from USA universities and a high school from Singapore. Participants received education on how the Marine Park is managed and in-water training during the Authority's Eye on the Reef Rapid Monitoring Program, building the capacity of students to contribute to Reef health monitoring through citizen science.

*"The visit exceeded our expectations. This was the first experience of Australian flora and fauna for these students after arriving in Townsville the night before. We could not have chosen a better experience for them from a tourism and educational perspective."*

*– Museum curator and manager, Queensland*

The Project Dragonfly Earth Expeditions Australia Program involves postgraduate students from Miami University, Oxford Ohio, USA and helps create global lifelong connections and networks, with more than 300 alumni. Participants take the information learnt about the Reef back to their home classrooms and other professional organisations.

### Outreach Reef Education

Expanding the Authority's Virtual Connections Program was a focus in 2019–20. The program delivered virtual education sessions to 65 schools and universities, reaching more than 4500 people from 13 countries, which was nearly double the participant reach of previous years.

Previously, virtual connections occurred directly from Reef HQ Aquarium to one classroom or school at a time. By upgrading its systems, the Authority could connect with 1000 individual participants in homes and classrooms worldwide.

The Authority partnered with Johnathan Thurston and the JT Academy to support children in remote Indigenous communities. As part of the JTReefDreaming program, a student workbook was produced and around 100 Indigenous students from remote communities in Kowanyama and Yarrabah were connected to the Great Barrier Reef via two virtual connections.



*School students from remote Indigenous communities joined football legend Johnathan Thurston on a virtual dive of the Reef as part of a partnership between the JT Academy and the Authority. © JT Academy*

## PERFORMANCE

Feedback from these outreach sessions has been overwhelmingly positive:

*“It connected my students to a place that is about 10,000 miles away from us. It taught them about different ecosystems and different organisms... My students continue to talk about the experience and have referenced it in conversation with other students and during class instruction. It has opened their minds to a world outside of our community.”*

– Secondary school teacher, USA

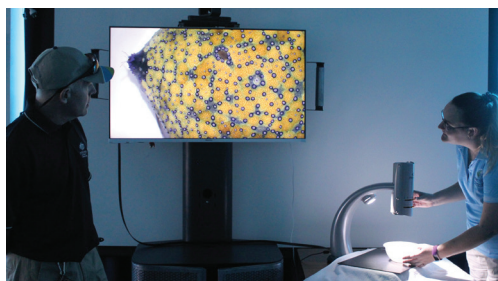
### Reef Beat Series: Junior Outlook

The Junior Outlook Reef Beat produced a series of 10 educational posters and activity sheets to share the Authority’s *Outlook Report 2019* messages to students, which were distributed to more than 290 Reef Guardian Schools and are available online.

### ReefTube – education lessons online

A series of educational lessons on the Reef was produced and made available via YouTube, as well as educational activity sheets and resources. A range of educational sessions was delivered live on the Facebook pages of the Authority, Reef HQ Aquarium and partners, with viewers posting questions that were answered live by the presenters.

The Authority’s Chief Scientist joined Reef Education scuba divers in a Facebook live broadcast from Reef HQ Aquarium as part of Tourism Events Queensland’s Project Thrive. The project showcased how nature was thriving in



*The Reef Education team prepare to deliver a Facebook Live creature feature about sea stars.*  
© Commonwealth of Australia (GBRMPA),  
Photographer: Tia Somerville

Queensland during the COVID-19 pandemic, with viewers worldwide able to experience a live and interactive underwater presentation. The estimated reach of the live stream was 149,560 participants, with Queensland, New South Wales, Victoria and England the top viewer locations.

### International representation

In December 2019, three staff members presented information on the High Standard Tourism Operator Program at the Global Eco Asia Pacific Conference in Cairns. These presentations generated a lot of interest and valuable national and international connections and partnerships were made.

### Reef Joint Field Management Program

The RJFMP delivered four Protect your Patch campaigns in 2019–20 (Yeppoon, Gladstone, Green Island near Cairns and an Eye on the Reef zoning app awareness and education campaign) using multi-faceted marketing strategies including billboard, newspaper, fishing magazine, radio and digital advertising, social media and targeted engagement activities. The campaigns aimed to encourage Marine Park users and their local communities to do their part to protect their patch of the Reef by following the zoning rules, reporting suspected illegal activity and downloading the free Eye on the Reef zoning app.

As part of public education to foster compliance, the RJFMP recorded 2424 direct public contacts with Marine Park users.

### Human Behaviour Change Workshops

The Authority partnered with the Queensland Department of Agriculture and Fisheries to hold two workshops (one targeted at tourism business owners and industry representatives and the other targeted at tourism staff) to scope human behavioural changes relating to sharks.

A total of 67 participants attended the workshops and uncovered information on changing weather patterns, impacts of natural disasters, conflicting management strategies between recreational fishers and tourism operators, shark interactions and local environmental management. A Use Map detailing important locations, shark sightings and human use was created along with a ‘Historical Timeline and Seasonal Sightings Calendar’ specific to the Whitsundays region.

## PERFORMANCE



*Green Island was one of the locations where the RJFMP delivered a Protect your Patch campaign in 2019–20. © Commonwealth of Australia (GBRMPA), Photographer: Owen Witt*

### High Standard Tourism Operator Program

High Standard Tourism Operators voluntarily operate to a higher standard than required by legislation as part of their commitment to the ecologically sustainable use of the Marine Park. At 30 June 2020, 70 tourism operators were recognised as High Standard Tourism Operators in the Great Barrier Reef Marine Park.

Using contemporary best practice benchmarks, High Standard Tourism Operators deliver site stewardship actions including Marine Park citizen science for management and support their Master Reef Guides to deliver world's-best immersive educational coral reef experiences centred on the outstanding universal values of the World Heritage Area.

The High Standard Tourism Operator Program is under review with a focused enhancement project looking at the current world's best practice sustainable tourism management programs to ensure the program remains contemporary, relevant and world leading for marine protected areas.

### Reef Discovery Course

The Reef Discovery Course is an online education course that was released to the public in May 2020. It was developed for the Reef tourism industry and aims to improve knowledge and understanding of the Great Barrier Reef World Heritage Area, its cultural connections, biological diversity, management and protection. The course was designed to inspire people to learn more about the Reef, how valuable it is and how to share accurate information about it. Hundreds of tourism staff are already using the course,

including all Master Reef Guides.

### Master Reef Guides Program

The Master Reef Guide Program is managed in partnership with Tourism and Events Queensland and the Association of Marine Park Tourism Operators.

By March 2020, 63 industry professionals from 49 Authority-recognised high standard tourism operations had graduated as Master Reef Guides.

The Master Reef Guides Facebook and Instagram social media pages have continued to grow and are an effective avenue for raising awareness of the Reef's importance, protection and management and raising the profile of Master Reef Guides and the tourism operators they work for.

To date:

- there are 5953 Facebook followers from 20 countries, with the most popular Facebook video shared being a dwarf minke whale sighting submitted through the Eye on the Reef Program, which reached more than 100,000 people
- there are 9177 Instagram followers, with the total reach through this channel to date being 1,227,052 through 361 posts and the most popular post being a video of a bottlenose dolphin swimming with big eye trevally on Lady Elliott Island, which reached 305,414 Instagram users.

Other high impact organisations share Master Reef Guide content through their channels including Tourism Australia, Tourism and Events Queensland and Australian Geographic.

A virtual Masterclass was provided as part of the Master Reef Guide training schedule on 8 and 9 June 2020. The Masterclass included presentations on Reef health, Sea Country archaeology, invertebrates, rainforests of the wet tropics and geomorphology of the Great Barrier Reef. The virtual class was opened to other tourism staff and attendance exceeded expectations, with an average of 65 participants from 45 different tourism companies involved over the two days.

## PERFORMANCE

### Queensland's Fisheries Reform

Fisheries in the Marine Park are managed by the Queensland Government, which is undertaking a fundamental fisheries reform process. Authority staff have provided expert knowledge and advice as representatives on fishery working groups convened under the *Queensland Sustainable Fisheries Strategy 2017–2027* (the Fisheries Strategy). These advisory fishery working groups met regularly and good progress was made with the Authority's input and influence well reflected in communiques and in the development of draft harvest strategies essential to the objectives of the Fisheries Strategy.

Authority staff have also collaborated with the Department of Agriculture, Water and the Environment to understand and identify measures to address risks to species of conservation concern (SOCC). This has included providing input to Threatened Species Scientific Committee considerations regarding the conservation dependent listing of the scalloped hammerhead shark, as well as shark conservation more generally and incidental capture of SOCC in large-mesh and trawl nets.

### Eye on the Reef Program

Eye on the Reef is a reef monitoring, reef assessment and capacity building program run by the Authority for tourism industry staff and the wider community. The data obtained is an additional and critical source of information on reef health for Marine Park managers. This program currently stores 49,711 surveys of reef health and 23,940 records of protected species and significant event sightings. In 2019–20, more than 5770 Reef health surveys were received and 18 marine tourism operators contributed data to the program.

The program enables anyone who visits the Reef to contribute to its long-term protection by collecting valuable information about Reef health, marine animals and incidents, including sightings of crown-of-thorns starfish and charismatic mega-fauna such as whale sharks.

Eye on the Reef offers a range of assessment and monitoring methods, including:

- *Sightings Network*: a smartphone app that enables any Marine Park user to access Marine Park zoning in real-time and report interesting or unusual sightings that feed straight into the Eye on the Reef data management system, helping

the Authority build knowledge about species diversity, abundance, habitat and range.

- *Rapid Monitoring*: core Reef health indicators are reported by people from locations that may not be regularly visited.
- *Tourism Weekly Monitoring*: tourism operators undertake weekly observations of specific sites, providing invaluable early warning data.
- *Reef Health and Impact Survey*: a robust and rapid method for providing a snapshot of Reef health, which is used to assess the impacts of cyclones, bleaching, disease and predation.

### Regional engagement

One million residents live in the Reef catchment, an area of more than 400,000 square kilometres stretching from northern Cape York to Bundaberg. Regional engagement officers based in Cairns, Mackay and Yeppoon service these communities through a range of programs. During 2019–20, the officers directly engaged with more than 7850 stakeholders across 307 engagements, of which 75 were recreational user-focused activities at which over 1875 recreational users were engaged. Messaging and education supporting the RJFMP's zoning compliance campaigns were the main focuses of engagement.

Reflecting corporate priorities, the main themes for the year were encouraging stewardship activities that benefit the Reef and promoting compliance with Marine Park zoning. Regional staff organised Reef Guardian activities to promote information about Reef health following the release of the *Outlook Report 2019*, as well as management and community actions to improve the long-term outlook for the Reef. Regional officers engaged with stakeholders at various meetings to increase the Authority's outreach in catchment communities and explore opportunities for collaboration.

During 2019–2020, engagements followed a new approach that prioritised activities in terms of the type and number of stakeholders who would be attending and the opportunity for meaningful communication. This strategy allowed officers to prioritise which events they attended and deliver tailored education and messages based on the audience at each event.

In support of the region-specific Protect Your Patch campaigns and catchment-wide recreational user campaign promoting zoning compliance, regional officers attended fishing competitions and tackle store information nights to educate



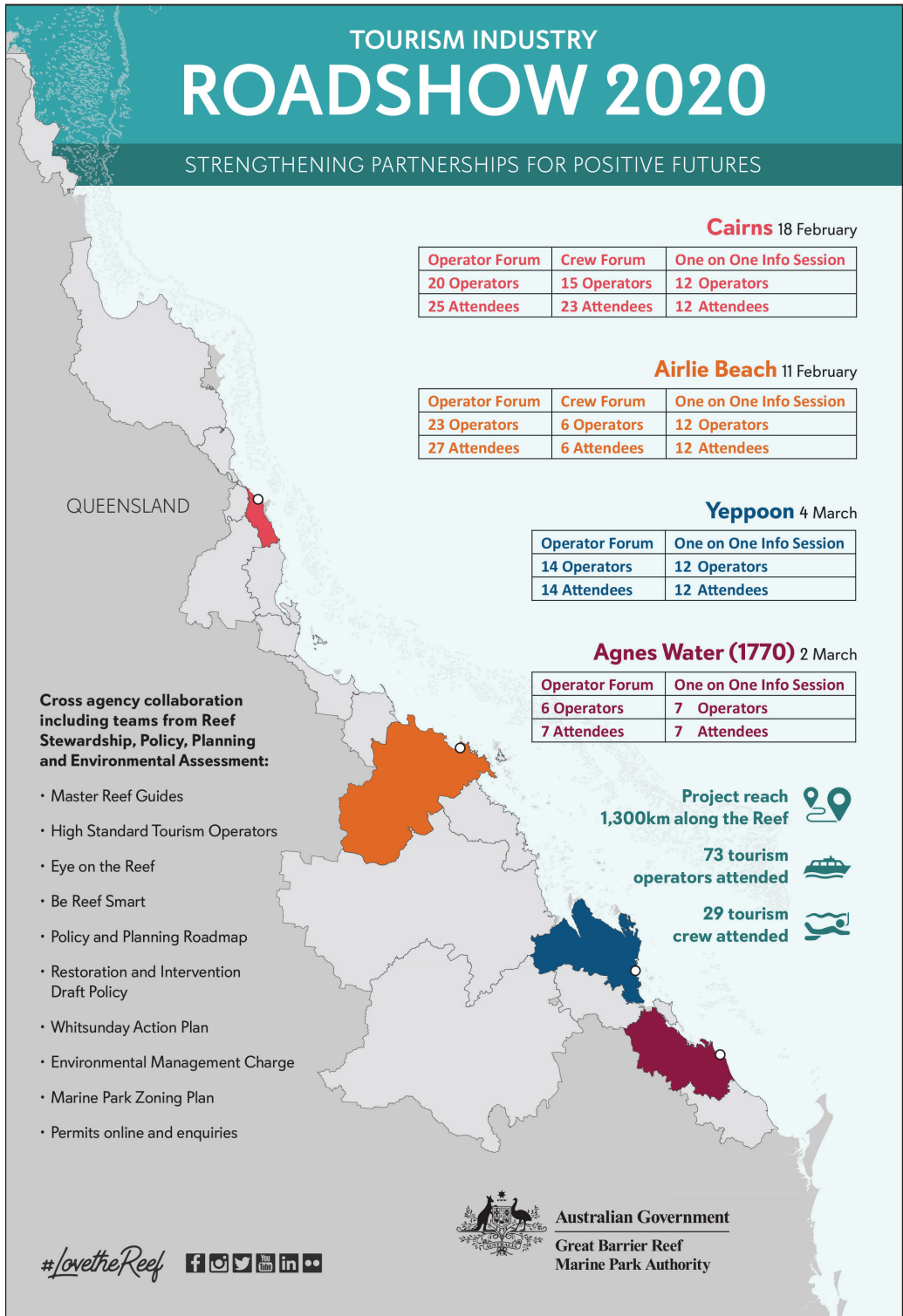


Figure 18: Tourism Industry Roadshow 2020 spread 1300km across the Reef with 73 tourism operators attending

## PERFORMANCE

# Digital communication highlights 2019–20

### Social media channels – Great Barrier Reef Marine Park Authority



Number of times content is displayed    Number of interactions users have with the content    Number of posts to all social media platforms    Number of followers for all channels combined

Platform	Impressions	Engagement	Posts
Facebook	8,052,077	548,195	445
Twitter	693,048	11,829	1441
Instagram	4,150,556	253,683	504
LinkedIn	295,738	15,003	275

### Social media channels – Reef HQ Aquarium



Number of times content is displayed    Number of interactions users have with the content    Number of posts to all social media platforms    Number of followers for Facebook

### Engagement – Great Barrier Reef Marine Park Authority



### Engagement – Reef HQ Aquarium



### Website – Great Barrier Reef Marine Park Authority



### Website – Reef HQ Aquarium



### Google My Business – Reef HQ Aquarium



Figure 19: Digital communication highlights 2019–20

## PERFORMANCE

recreational fishers about the proven benefits of zoning, risks of non-compliance and importance of reporting suspicious incidents. Staff used existing relationships and networks to encourage sustainable behaviours and best practices through face-to-face, phone and digital communications.

The Authority distributed more than 13,000 zoning maps and associated materials to help Marine Park users comply with zoning rules and permitted activities.

### Recreational fishing partnerships

Fishing is the largest extractive use of the Marine Park and recreational fishing, on both the Reef and inshore coastal habitats, is one of the most popular activities.

The Authority continued to work collaboratively with key recreational fishing groups and Reef Guardian Councils in Rockhampton, Mackay and Cairns to operationalise voluntary codes of practice for recreational fishing supported by citizen science monitoring. The Rockhampton recreational fishing code of practice has been strengthened by a sign-on pledge initiative to honour the code. More than 500 fishers have committed to the pledge. The codes of practice are also contributing to increased sustainable tourism opportunities.

### Local Marine Advisory Committees

The Authority is advised on Marine Park management issues at the local level by 12 Local Marine Advisory Committees. Established in 1999, these voluntary committees provide a forum for local communities to discuss issues and provide input to management arrangements.

Since the new term began in July 2018, more than 180 people have been endorsed as members across the 12 committees, with 20 different management partners attending these meetings.

In February 2019, the Great Barrier Reef Foundation worked with the committees to allocate 10 Local Action Community Reef Protection Grants. The committees then worked with local partners to deliver these projects. In May 2020, the Foundation offered these partners the opportunity to apply for an extension of these grants to continue the work that had been achieved in the previous round of funding.

### Tourism Industry Roadshow 2020

In early 2020, the Authority hosted a Tourism Industry Roadshow across four coastal locations along the Marine Park to establish connections between Authority staff and tourism operators (Figure 18). The Authority presented to tourism permittees on the Policy and Planning Roadmap, permissions compliance, incident reporting, stewardship and education programs and initiatives. The feedback from operators and industry associations was positive and the Roadshow was well received in all areas.

## Analysis of performance against purpose

### Education

Reef Education programs and activities educate students and the community supporting the Authority's purpose. The Reef Education team was tracking well to deliver planned activities until the COVID-19 restrictions were implemented and impacted the team's delivery of face-to-face events and educational programs. The Reef Education team quickly refocused its efforts into virtual and digital offerings and expanded the Outreach Education. The reach of the Virtual Connections Program nearly doubled and meant the Authority could still provide opportunities for students and the global community to learn and stay connected with the Reef. These delivery methods will have lasting positive impacts on how Reef Education is delivered locally, nationally and internationally in the future.

### Tourism

The COVID-19 pandemic has had an extensive negative impact on the Great Barrier Reef tourism industry. This industry supports more than 60,000 jobs and generates \$6 billion per year for the Australian economy. All operations across the Reef were closed by the end of March 2020 and an ease of restrictions will see staged re-opening from July 2020.

## PERFORMANCE

The Authority worked to support tourism businesses initially by reducing regulatory, financial and administrative burdens during COVID-19 response and recovery. This support included a freeze on environmental levies and permit fees, use requirements and permit continuations.

The Remaining Connected Program aimed to keep tourism operators and their Master Reef Guides connected to each other and their Reef sites during COVID-19 travel restrictions. The project supported 16 High Standard Tourism Operators and their staff to visit 42 Reef sites for the purposes of site stewardship. Sites were monitored post bleaching, coral out-planting occurred at six tourism sites and communications content was captured with Master Reef Guides for education and promotional purposes.

The impact of the Remaining Connected Program has been recognised through various media channels, reaching an estimated audience of around 4 million nationally and internationally. Sharing this information has increased awareness of the marine tourism industry's actions to protect and conserve the Reef and showcase its beauty and wonder to the world.

## Implementation of the Queensland Sustainable Fisheries Strategy

As highlighted in the *Outlook Report 2019*, fishing-related risks continue to warrant the attention of relevant managers.

While fisheries in the Marine Park are managed by the Queensland Government, Authority staff continue to provide advice through the *Queensland Sustainable Fisheries Strategy 2017–2027* (the Fisheries Strategy) process. These advisory fishery working groups met regularly and good progress was made with the Authority's input and influence well reflected in communiques and in the development of draft harvest strategies essential to the objectives of the Fisheries Strategy. In November 2019, the second tranche of major fisheries regulatory reforms required to implement the Queensland Sustainable Fisheries Strategy was submitted to the Queensland Parliament.

The incidental capture of Species of Conservation Concern remains a very high fishing-related risk. Through the working group for East Coast Inshore Fin Fish Fishery, the Authority continued to support the development of a bycatch management strategy for this fishery, including appropriate spatial management.



American Universities International Programs (AUIP) is a study abroad group that organises programs for Americans in Australia (and other countries). Each year the Education team host many groups that are booked by AUIP. © Commonwealth of Australia (GBRMPA), Photographer: Jo Hurford





*The Authority staff interviewing a Master Reef Guide as part of the Be Reef Smart video series.  
© Commonwealth of Australia (GBRMPA)*

## Be Reef Smart

As part of implementing the Whitsundays Action Plan, the Authority created an educational campaign to encourage Reef users to 'Be Reef Smart', which aimed to educate recreational users about responsible reef practices while enjoying the Great Barrier Reef.

The campaign delivered its messages through the Authority's social media platforms, distribution of printed materials including tri-fold leaflets, signs at key locations and a four-page booklet to accompany an existing recreational guide for the Whitsunday region. These materials were supported by face-to-face engagement with community access points, the tourism industry and on the water through the RJFMP.

In February 2020, a month after the commencement of the Be Reef Smart campaign, surveys were conducted in the Whitsundays. Of those surveyed, 17 per cent knew some information about the campaign messaging, 27 per cent remembered a message about not throwing scraps overboard and 40 per cent recalled a message about feeding fish.

The 'Be Reef Smart' webpage has received 9000 views since its launch in December 2019, with an average increase of 10.5 per cent per month. Seven unique videos were produced, with the most popular topics being 'don't kick the coral' and 'don't throw scraps overboard'.



*One of the many Be Reef Smart videos available on the Authority's YouTube channel.*

## PERFORMANCE

# Program area 4: Enhancing Reef resilience through continuous improvement and new initiatives across all aspects of management

In addition to its strategic planning for the Marine Park, the Authority undertakes significant interventions and other activities to enhance Reef resilience. Current examples include the implementation of the Crown-of-thorns Starfish Control Program, island conservation projects (such as the Raine Island Turtle Conservation Project) and the Douglas Shoal Environmental Remediation Project. These actions highlight the Authority's responsiveness in adapting its management approach to address new threats and incidents that affect the Reef's resilience.

In light of coral bleaching, the ongoing crown-of-thorns starfish outbreak and severe weather events, the Authority has revisited and adjusted its strategic plans for managing the Reef, with an increased emphasis on developing, implementing and enabling innovative intervention activities such as coral re-seeding and coral gardening to build the resilience of the Reef in the face of climate change.

The Authority continues to work across governments and with partner organisations to support the Marine Park including the Reef Restoration and Adaptation Program.



*Field management team on a compliance patrol.*  
© Commonwealth of Australia (GBRMPA)



## Key achievements

- The RJFMP assessed 94 maritime events with the potential to cause environmental harm, which included 38 vessel groundings, 15 sinkings and seven spills of substances, including fuel, oil and liquid waste.
- Developed a draft Intervention Policy and released it for public comment.
- Completed the Manta Ray Bay coral bommies restoration project.
- Achieved substantial progress revegetating Lady Elliot Island.
- Eradicated feral goats on St Bees Island.
- Protected coral from the impacts of crown-of-thorns starfish outbreaks on 134 high value reefs across the Marine Park, with starfish now controlled to sustainable numbers for coral growth and recovery at 82.1 per cent of these reefs.
- Published the *Crown-of-thorns Starfish Strategic Management Framework*.
- Collaborated with the RJFMP to deliver the Crown-of-thorns Starfish Response Project, which provides critical field intelligence to inform the strategic planning and adaptive management of the Crown-of-thorns Starfish Control Program.
- Delivered the Douglas Shoal Remediation Project Site Assessment Report and Douglas Shoal Remediation Project Options Analysis Executive Summary.

## PERFORMANCE

# Performance results

Table 7: Summary of performance results for Program area 4

Performance Criteria	2019–20 Target	2019–20 Actual
Incident responses and interventions by the Authority and partners improve Reef health and enhance future knowledge and capability.	Incident response is effective and efficient and mitigates damage to the Reef.	<b>ACHIEVED</b>
	Stakeholders and partners are aware of and understand future intervention priorities and locations.	<b>IN PROGRESS</b>
	Management activities and priority conservation actions are delivered on budget, provide the intended impact and inform future activities.	<b>IN PROGRESS</b>
	Capability is developed to implement effective new approaches to conservation.	<b>IN PROGRESS</b>

Criteria source: Performance indicators are recorded in the Authority's chapter in the Department of the Environment and Energy's 2019–20 Portfolio Budget Statements p. 235 and in the Authority's Corporate Plan for 2019–20 p. 15.

## Results against performance criteria

### Environmental and maritime incident response

The RJFMP responds to maritime and environmental incidents that pose a threat to the World Heritage Area in collaboration with other responsible agencies. Incidents include ship and smaller vessel groundings and sinkings, pollution spills, coral bleaching, marine pest incursions, stranded marine animals and severe weather events, such as cyclones and flooding.

The program assessed 94 maritime events with the potential to cause environmental harm, which included 38 vessel groundings, 15 sinkings and seven spills of substances, including fuel, oil and liquid waste. A risk assessment was undertaken for all notified maritime events with in field response undertaken for 25 incidents, including four site assessments of damage.

Six official Commonwealth 'order to remove notices' were issued to vessel owners for vessels that had run aground or sunk and posed a significant threat to the World Heritage Area. As at 30 June 2020, four vessels were successfully

removed. These notices were issued at no cost to the Authority.

Twelve program staff participated in state oil spilling training exercises, undertaking roles for which they have been trained, including environmental advice, planning, geo-spatial support, compliance, shoreline assessment and wildlife surveillance. This enhanced the program's capacity to lead the environmental aspects and support a Queensland-led oil spill response.

### Conservation outcomes

The RJFMP is actively trialling and introducing new technologies to enable more efficient and effective delivery of conservation activities. Drone trials are well advanced with drones being increasingly used for monitoring activities. Remote sound recorders, remotely operated cameras and underwater vehicles have also been trialled. The RJFMP recognised that there is a much greater potential to adopt new technologies and techniques in order to operate more safely, efficiently and effectively. During 2019–20, the RJFMP further invested in the following areas to further progress its goal for technology transformation:

- the successful use of drones and image recognition analysis at Raine Island to count green turtles and seabirds



## PERFORMANCE

- the enhanced application of the vessel monitoring system and analytical ability to detect non-compliance within the Marine Park. This includes the testing and acceptance of this as evidence to put before the court to seek successful prosecution
- contracting the Queensland University of Technology to conduct a technology needs analysis for the RJFMP
- the ongoing application of acoustic monitoring to estimate the population size of cryptic seabird species nesting in the Capricorn-Bunker Group and Raine Island
- the ongoing application of motion-detection cameras and drones to identify feral goats on islands to assist with eradication programs to support the conservation of vegetation communities
- the recruitment and appointment of a Technology Coordinator within the RJFMP.

### The Great Barrier Reef blueprint for resilience (the Blueprint)

The health and resilience of the Reef is under threat from climate change, land-based run-off, coastal development and other human-induced

pressures. The Authority's Blueprint recognises these challenges in managing the Great Barrier Reef Marine Park and sets best practice standards across the Authority's key program areas to support a more resilient Reef. In 2019–20, the Authority continued to focus efforts on actions from the Blueprint, including culling crown-of-thorns starfish, strengthening the compliance regime, developing a draft policy for Reef restoration and adaptation activities in the Marine Park, building new decision-making tools for Reef management and deepening engagement with Traditional Owner groups, the tourism industry, schools and the wider community to maximise all efforts supporting Reef health.

Working with partners and stakeholders in delivering on-ground actions to enhance resilience is a focus under the Blueprint. As the Government's lead management agency on the Reef, during 2019–20 we played a critical role in providing expert technical and policy advice to partner organisations and stakeholders to help them take action to avoid, mitigate and manage threats. This included empowering people to be part of the solution with the development of the climate change position statement, and working with the Great Barrier Reef Foundation to help guide investments through their partnership with



An Authority staff member participating in an oil spill training exercise to support an oil spill response.  
© Commonwealth of Australia (GBRMPA)



## PERFORMANCE

Reef Trust. The Authority is planning to update the Blueprint to strengthen our resilience-based management approach in a changing climate.

### Resilient Reefs Network

The Resilient Reefs Network decision support tool allows users to investigate environmental pressures affecting the Great Barrier Reef. A public version of this tool is being finalised and will be released as part of the demonstration version of the Reef Knowledge System.

Current science indicates that more resilient reefs will play an important role in supporting the health of the overall Great Barrier Reef system. A more resilient Reef will recover faster from shocks and cope better with the challenges ahead. Identifying these reefs will enable the Authority and its partners to strategically target management efforts on coral reef areas that are of greatest value to the future of the entire Reef.

The Resilient Reefs Network decision support tool allows users to identify and map the disturbance history and potential for recovery and resilience of individual reefs within the Marine Park. Data has been collated from multiple sources, including remote sensing-based environmental exposure mapping and hydrodynamic modelling tools. Resilience potential is based on dynamic exposure and connectivity mapping as well as other monitoring and modelling information. Further development is planned for the Resilient Reefs Network decision support tool to ensure it meets the needs of Reef managers and key stakeholders.

### Reef Restoration and Adaptation Program

Throughout 2019–20, the Authority maintained engagement with the Reef Restoration and Adaptation Program. In 2019–20, the program finalised its scoping and feasibility phase, with the Government announcing on 15 April 2020 the \$150 million implementation phase of the program, to be delivered by the six main research providers and the Great Barrier Reef Foundation. The Authority will maintain engagement with this partnership through observer roles on the Board and Steering Committee.

To support the consideration of Reef interventions into the future, the Authority released a draft Intervention Policy for public comment in April 2020. This policy aims to enable restoration and

adaptation interventions designed to support and build ecosystem resilience and provide conservation benefits, at a range of scales, now and in the future. It also aims to ensure the continued long-term protection and conservation of the Reef to safeguard the values of the Marine Park for current and future generations to the greatest extent possible. Restoration and adaptation activities are defined as an action, or set of actions, undertaken in the Marine Park to support or build ecosystem resilience and achieve conservation benefits for the Great Barrier Reef.

### Crown-of-thorns Starfish Control Program

Outbreaks of coral-feeding crown-of-thorns starfish cause significant damage to the Reef across large spatial scales comparable to the impacts of coral bleaching events and tropical cyclones. The Crown-of-thorns Starfish Control Program forms part of the Authority's strategic approach to the long-term management of these damaging starfish outbreaks. This program delivers one of the key on-ground initiatives identified in the Blueprint to enhance the resilience of the Reef in the face of climate change.

In 2019–20, the Authority managed a five-vessel program and delivered pest management across high value reefs in the northern, central and southern management regions of the Marine Park (Figure 20). The Crown-of-thorns Starfish Control Program uses a science-based approach, developed in partnership with colleagues in the National Environmental Science Program (NESP), to reduce starfish numbers down to levels that support coral growth and recovery. In addition to delivering ecological benefits for enhancing Reef health, the program also provides significant socio-economic benefits by targeting pest management efforts on reefs that are valuable for the Reef tourism industry.

Key achievements of the Crown-of-thorns Starfish Control Program in 2019–20 include:


- protected coral from the impacts of crown-of-thorns starfish outbreaks on a network of 134 high value reefs across the Marine Park, with starfish now controlled to sustainable numbers for coral growth and recovery on 82.1 per cent of these reefs
- targeted support for the Reef tourism industry, particularly during the COVID-19 shutdown period

## PERFORMANCE

- collected 1481 plankton tows, 221 genetic samples and 550 live crown-of-thorns starfish for research partners to support the development of innovative new methods for crown-of-thorns starfish surveillance and control
- published the Authority's *Crown-of-thorns Starfish Strategic Management Framework*, which provides the strategic approach to achieve the crown-of-thorns starfish management target from the Reef 2050 Plan
- collaborated with NESP research partners to publish the technical report underpinning the Crown-of-thorns Starfish Control Program's science-based approach
- collaborated with the RJFMP to deliver the Crown-of-thorns Starfish Response Project, which provides critical field intelligence to inform the strategic planning and adaptive management of the Crown-of-thorns Starfish Control Program
- developed new data analysis, quality assurance and reporting tools that support the program's evidence-based decision-making and adaptive management.

Overall, the five Crown-of-thorns Starfish Control Program vessels delivered 1195 days on the water in 2019–20. Vessel crews surveyed 5144 km of high value reef searching for crown-of-thorns starfish using manta tows. Where signs of crown-of-thorns starfish or their feeding scars were detected during this surveillance, cull dive teams were deployed to conduct more in-depth searches. These cull teams spent 13,100 dive hours searching and culled 74,767 cryptic, coral-eating starfish across 5870 ha of high value reef. A total of 3158 Reef Health and Impact Surveys were conducted to assess the impacts to coral cover on reefs where starfish were managed (Figure 20).

As a result of this on-ground intervention program, damage to coral is being mitigated across a network of 134 high value reefs in the Marine Park (Figure 21). On 40.3 per cent of these high value reefs, surveillance revealed that crown-of-thorns starfish impacts were currently minimal, but these reefs will continue to be proactively monitored. The majority of these reefs are located in the northern management region, in the 'initiation box' between Lizard Island and Green Island, where major outbreaks first develop. On a further 41.8 per cent of high value reefs, initial surveillance revealed that crown-of-thorns starfish were having an adverse impact, with vessel crews then culling starfish to



*Diver performing a Reef Health Impact Survey, which involves intense searches of a five-metre radius survey area. © Commonwealth of Australia (GBRMPA), Photographer: Daniel Schultz*

sustainable levels. The majority of these reefs are located in the central and southern management regions, including reefs of high socio-economic value located offshore from Cairns, Townsville and in the Capricorn Bunkers. On the remaining 17.9 per cent of high value reefs, crown-of-thorns starfish impacts were significant and culling is still underway to achieve sustainable levels (Figure 21).

## Douglas Shoal Remediation Project

Significant progress was made in 2019–20 in meeting the Douglas Shoal Remediation Project objectives. The project aims to remediate the damage to the shoal caused by the grounding of the bulk carrier *Shen Neng 1* in 2010. The following milestones were delivered in 2019–20:

- Douglas Shoal Remediation Project Site Assessment Report
- Douglas Shoal Remediation Project Options Analysis Executive Summary
- Baseline Environmental Monitoring of Douglas Shoal.

In April 2020, the Authority released a Notice of Intended Procurement (Notice) on AusTender. The Notice provided an opportunity for organisations that responded to the Notice to explore potential teaming arrangements and signalled the intended procurement process for the remediation of Douglas Shoal. The Authority released an expression of interest for remediation services in July 2020.

## PERFORMANCE

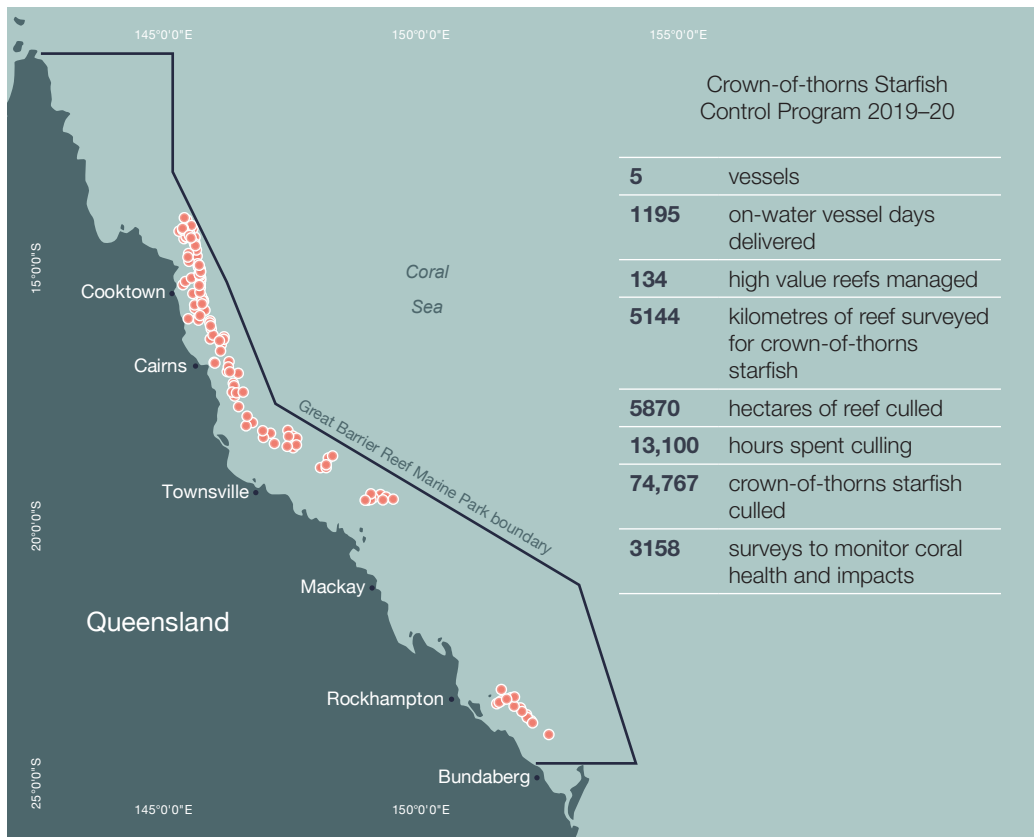


Figure 20: Map showing the locations of 134 high value reefs across the Marine Park that were managed by the Crown-of-thorns Starfish Control Program in 2019–20

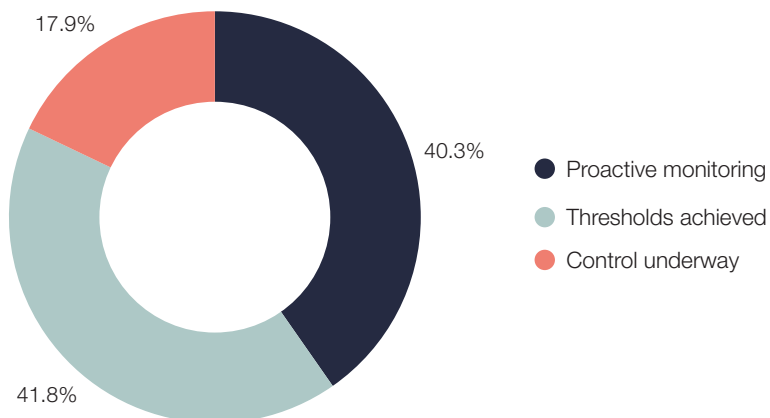


Figure 21: Outcomes of pest management across 134 high value reefs managed by the Crown-of-thorns Starfish Control Program in 2019–20

## PERFORMANCE

# Analysis of performance against purpose

## Reef incident response framework

The RJFMP is continually improving its incident response capability and procedures. Having access to timely and regular reports of environmental and Reef health conditions is a significant improvement that enables planning for any response activity needed in the field.

Having more staff with oil spill response experience, via training exercises, enables a faster response following maritime incidents and improves consistency in response and reporting. Exercises are becoming increasingly important for serious maritime incident response preparedness as the frequency of actual significant events decreases.

Integration between maritime and Reef health response continued during the reporting period and is leading to cross-training opportunities that are building the capacity of the agency to respond to all incidents within the Marine Park.

## Priority conservation actions

### Manta Ray Bay coral bommies restoration project

Cyclone Debbie made landfall at Airlie Beach in late March 2017 and in some areas, such as Manta Ray Bay, numerous coral bommies were rolled up onto shallow reef flats and beaches. In June 2017, Marine Park staff repositioned several displaced bommies from the shallow, intertidal zone of the reef flat at Manta Ray Bay to the deeper, sub-tidal zone of the reef flat. The primary objectives of the bommie repositioning action were to restore access for small (tender) vessels and swimmers to the beach and attempt to restore the damaged fringing reef habitat. To assess the ecological effects and potential benefits of repositioning the bommies, rapid ecological surveys were conducted in October 2018 and December 2019.

Of the 21 surveyed bommies, most had a similar percentage cover of remnant live *Porites* coral tissue as they had in 2018. The number of coral

recruits per bommie had increased since 2018 (232 in 2019 versus 17 in 2018). In addition, the species richness of reef fish throughout the habitat provided by the bommies had doubled and their abundance had increased from approximately 900 individuals per 1000 m<sup>2</sup> in 2018 to 1275 individuals per 1000 m<sup>2</sup> in 2019. Therefore, repositioning the bommies has been deemed a worthwhile exercise. Access to the beach has been effectively restored, remnant coral tissue on most bommies has been maintained, colonisation of the bommies by coral recruits has increased and habitat structure has been maintained for reef fishes.

### Substantial progress revegetating Lady Elliot Island

In the 1800s Lady Elliot Island was the site of guano mining which removed vegetation and topsoil and degraded the island ecosystem. In 2018 the Great Barrier Reef Foundation's Reef Islands Initiative provided funding to fast-track the island's restoration and create habitat diversity for nesting seabirds and sea turtles. After two years there has been substantial and measurable outcomes. A total of 7.5 ha has been cleared of weeds and replanted with 4000 coral cay trees, plants and grasses. This represents a quarter of the total land area targeted for restoration across the seven-year project. These efforts have been supported by plant stock from the only nursery on a reef island for native coral cay species and are watered by innovative in-field micro-sprayer irrigation systems, increasing watering efficiency by an estimated 250 per cent.

### Raine Island Recovery Project

The Raine Island Recovery Project is an innovative program to improve the reproductive success and reduce adult female mortality of green turtles on Raine Island. The focus of the 2019–20 nesting season was to monitor and quantify the outcomes of sand re-profiling and consolidate research and monitor the methods for turtle nesting and seabird population estimates. The northern Great Barrier Reef green turtle population experienced a high nesting density season during 2019–20. Tally counts of the total number of green turtles on the beach at any one time in early December were just under 12,000 turtles, with the total number of breeding females aggregated around the island estimated to be just over 64,000. Although it was a large nesting season, nesting success in early December was low, ranging from 3.9 per cent to



## PERFORMANCE

12.3 per cent, which corresponded to a relatively low recruitment of hatchlings off the beach compared to previous seasons. Importantly, the re-profiled sectors at Raine Island have continued to retain their profile (including the area re-profiled in 2014), with only minor lowering of height in the areas behind the beach berm.

### Feral goat eradication on St Bees Island


To support the health and regeneration of the woodlands on St Bees Island (a continental island offshore from Mackay), an eradication program of an estimated 2000 feral goats was initiated by QPWS in 2008. As goat numbers decreased, the effort to remove the last few goats increased, with remaining herds retreating to areas of dense vegetation — making them very difficult to detect and target for removal. This required the application of a range of methods to target

the remaining goats, including QPWS officers using detection dogs to support ground shooting, burning key grasslands to encourage goats into open areas to feed (and then be detected and removed) and using sterilised ‘Judas goats’ fitted with GPS radio tracking collars to assist with locating the remaining herds. Since 2010, continuous monitoring has been undertaken with motion sensor cameras installed at key locations, enabling the team to estimate goat numbers and track them. The last five goats were removed in March 2018 by tracking the Judas goats and capturing the herd they had bonded with. Since then, no goats have been seen or recorded on St Bees Island. As a result of no further feral goat sightings, the three remaining Judas goats were radio tracked and removed in May 2020 — making St Bees Island officially goat free and the eradication program a success.



*Raine Island Recovery Project is a collaboration between Great Barrier Reef Foundation, BHP, the Queensland Government, the Great Barrier Reef Marine Park Authority, and the Wuthathi and Meriam Nation (Ugar, Mer, Erub) Traditional Owners. © Queensland Government (Department of Environment and Science)*

## CASE STUDY



*Trained crews manually cull crown-of-thorns starfish using lethal injection.*

# Conservation action to control a coral-eating pest in the Capricorn Bunker Group

The reefs of the Capricorn Bunker Group, located at the far southern end of the Great Barrier Reef, are highly valuable from both an ecological and economic perspective. In June 2019, the RJFMP conducted crown-of-thorns starfish surveillance across reefs in this region after the Authority received reports of increasing starfish activity from stakeholders through the Eye on the Reef Program. The targeted crown-of-thorns starfish surveillance revealed that five out of the 14 reefs surveyed were experiencing outbreaks. Based on this field intelligence, the Authority directed a Crown-of-thorns Starfish Control Program vessel to begin controlling the coral-eating pest across this high value region.

The vessel *Flying Fish V*, delivered by Blue Planet Marine, set sail on its first voyage to the Capricorn Bunkers on 12 July 2019. The professionally trained crew onboard the vessel employed a strategic pest management approach, underpinned by science from NESF. Initially, the crew dedicated their efforts to controlling an established outbreak at Lady Musgrave Island Reef, culling more than 1100 crown-of-thorns starfish during their first voyage. Through repeated pest management treatment over the year, the outbreak on Lady Musgrave Island Reef has now been effectively controlled to protect the coral.

Overall, in 2019–20, this dedicated Control Program vessel searched 15 reefs across the Capricorn Bunkers for signs of the coral-eating pest. The crew spent 2361 hours searching and culled more than 11,000 starfish to promote coral growth and recovery.



*Diver performing a Reef Health Impact Survey providing assessments of the abundance of crown-of-thorns starfish and their impact on coral.*

*Photos: © Commonwealth of Australia (GBRMPA), Photographer: Daniel Schultz*



## PART 4

# Management and Accountability

The Authority's governance framework in the 2019–20 reporting period remains established to give effect to the legislative requirements of the *Great Barrier Reef Marine Park Act 1975* (Marine Park Act), the *Public Governance, Performance and Accountability Act 2013* (PGPA Act) and the *Public Service Act 1999*.



## MANAGEMENT AND ACCOUNTABILITY

The Authority reports to the Minister for the Environment. The Great Barrier Reef Marine Park Authority Board (the Authority Board) oversees the Authority, which is structured into three branches:

- Reef Strategy
- Reef Protection
- Corporate Services

The Authority uses the best available scientific information to guide its work and engages with experts and the community, including two Reef Advisory Committees and 12 Local Marine Advisory Committees.

The Authority's main office is in Townsville, with regional offices in Cairns, Mackay, Gladstone and Yeppoon to ensure a close connection with those communities. An office in Canberra provides a key liaison function with the Minister's office, the Department of Agriculture, Water and the Environment, and other Australian Government entities. A small office in Brisbane provides a liaison function with Queensland Government partners, particularly the Office of the Great Barrier Reef.

## Governance review

In March 2017, the Australian Government commissioned an independent review of the Authority's governance, led by Dr Wendy Craik AM.

The review looked at the arrangements governing the Authority to determine whether current arrangements were the best fit for the Authority's work.

The independent review report was released in October 2017 and the Government accepted all 24 recommendations. The Authority has responsibility for implementing 10 of these recommendations, with the remaining 14 recommendations to be implemented by the Department of the Agriculture, Water and Environment.

Following the appointment of Ms Robbie Sefton to the Board in 2020, recommendations from the review have now been fully implemented from the Authority's perspective.

## Great Barrier Reef Marine Park Authority Board

The Marine Park Act specifies that the Authority Board comprises a part-time Chairperson, the CEO and five part-time members. The Board has a dedicated Secretariat provided by the Authority.

The Board has responsibility for carrying out the Authority's functions consistent with the main object of the Act, which is to *'provide for the long-term protection and conservation of the environment, biodiversity and heritage values of the Great Barrier Reef Region'*. The Board is supported by the CEO and staff of the Authority who can be directed by the Board about matters relating to the Act.

The role of the Board members is to ensure the efficient and effective performance of the legislative functions of the Authority, consistent with the government's expectations in regards to performance, objectives, values and broader government policies.

Discussions by the Board are focused on broad policy and legislative matters, while responsibility for operational matters (including delegated permit and development application decisions) generally rests with senior management.

The Board meets at least six times per calendar year.

## Membership of the Authority Board

### Chairperson: Dr Ian Poiner



Dr Poiner is a highly respected marine scientist with a long history of involvement in Great Barrier Reef science and conservation.

Dr Poiner is the current Chair of the Australian and New Zealand International Ocean

Discovery Program Consortium, Chair CSIRO Oceans and Atmosphere Advisory Committee and a member of the board of the Australian Maritime



## MANAGEMENT AND ACCOUNTABILITY

Safety Authority. His recent roles include Chair of Australia's Integrated Marine Observing System; Marine National Facility Steering Committee and the Reef and Rainforest Research Centre. Dr Poiner is also the Patron of the Australian Marine Sciences Association.

Following a successful research career at CSIRO (1985–2004), Dr Poiner served as the CEO of AIMS from 2004 to 2011. He was a member of the International Scientific Steering Committee of the Census of Marine Life from 2002 and its Chair from 2007 to 2013. From 2012 to 2016, he was Chair of the Gladstone Healthy Harbour Partnership Science Panel.

In 2008, Dr Poiner was appointed a Fellow of the Australian Academy of Technological Sciences and Engineering in recognition of his leadership of research and development based enterprises for the benefit of marine science, the conservation of some of the most iconic marine life and marine habitats on Earth including the Great Barrier Reef, and the development of the marine industry.

In 2013, JCU awarded Dr Poiner an Honorary Doctor of Science in recognition of his outstanding service and distinguished public contribution to the northern Queensland community and exceptional service rendered to the University, comprising of academic excellence and the exercise of outstanding leadership. Dr Poiner holds a Bachelor of Science (Honours) 1A Zoology and a PhD in Zoology from the University of Queensland.

On 29 October 2018, Dr Poiner was appointed as the part-time Chairperson of the Authority Board for a term of four years and six months. Dr Poiner replaced previous Chairperson Dr Russell Reichelt who retired in 2018 after 11 years with the Authority.

### Chief Executive Officer: Mr Josh Thomas



Reef and terrestrial natural resource management.

Mr Thomas was appointed CEO of the Authority in 2019, for a term of five years. Mr Thomas has worked in the public and private sector in Australia and overseas, and helped shape environmental policy and programs for the Great Barrier

Reef and terrestrial natural resource management. Mr Thomas has worked in a number of senior public sector roles and across the environment, agriculture and finance portfolios, as well as in federal ministerial offices. He has a strong track record of public engagement on matters affecting Australia's World Heritage sites and through major environmental programs such as the Biodiversity Fund and Caring for our Country.

Mr Thomas' policy experience in the marine environment extends across the Great Barrier Reef and its catchments, to migratory and endangered species, whaling matters, marine parks and Antarctica. He is committed to enhancing Australia's natural environment and has been a strong advocate for incorporating both contemporary science and Indigenous traditional knowledge into environmental management throughout his career.

Mr Thomas lives in Townsville and holds a Master's of International Affairs, Bachelor of Science and Bachelor of Arts (Honours).

### Member: Ms Wendy Morris



Ms Morris developed a passion for the Reef while sailing and exploring the far northern reefs from Port Douglas in 1974. After graduating from James Cook University with a Bachelor of Science in Marine Biology/Zoology, Ms Morris completed

an Honours degree at Murdoch University. She founded the first marine biologist guided snorkelling tours with her company Reef Biosearch on Quicksilver from Port Douglas in 1986 and continues to spend time on the Reef.

Since 1990, Ms Morris has been involved in tourism businesses including reef charter vessels, hotels, resorts and attractions. Through her family's company, she was involved in the successful establishment of the Mt Emerald Windfarm.

Her Board appointments have included Tourism and Events Queensland, Tourism Port Douglas Daintree, Advance Cairns, Citizens of the Great Barrier Reef and most recently as Chair of Tourism Tropical North Queensland. She is also a graduate of the Australian Institute of Company Directors.

## MANAGEMENT AND ACCOUNTABILITY

In 2017, Ms Morris was awarded the Marie Watson Blake Award for outstanding contribution by an individual by the Queensland Tourism Industry Council.

Ms Morris was appointed as a part-time member of the Authority Board for five years effective from 7 February 2019.

### Member: Professor Emma Johnston AO



Professor Emma Johnston AO FTSE FRSN is Dean of Science and Professor of Marine Ecology and Ecotoxicology at UNSW Sydney. Professor Johnston studies the impacts of human activities in marine ecosystems

and how we can build ecological resilience. Her research is conducted in diverse field environments; from Antarctica, to the Great Barrier Reef, and temperate Australian estuaries.

A highly awarded scientist, educator and communicator, Professor Johnston has published more than 160 peer-reviewed articles and supervised 25 successful PhD graduates. She is an elected fellow of the Australian Technological Society (ATSE) and her awards include the Australian Academy of Science's inaugural *Nancy Millis Medal*, the *Royal Society of New South Wales Clark Medal* and the *Eureka prize for Science Communication*. In 2018 she was made an *Officer of the Order of Australia (OA)* for 'distinguished service to higher education, particularly to marine ecology and ecotoxicology, as an academic, researcher and administrator, and to scientific institutes'.

Professor Johnston is a national advocate for the Science and Technology sector, a Director on the Board of the Antarctic Science Foundation and is immediate past-President of Science & Technology Australia. She consults with industry through the development and implementation of new biomonitoring and ecological engineering techniques and frequently contributes expert opinion to state, federal and international government agencies. Professor Johnston is also a highly sought-after science communicator and television presenter for the ongoing BBC/Foxtel series, *Coast Australia* and *ABC Catalyst*. Professor Johnston was appointed as a part-time member of the Authority Board for five years effective from 5 May 2016.



### Member: Mr Dave Stewart

Mr Dave Stewart was appointed the Director-General of the Department of the Premier and Cabinet in 2015. He has considerable experience in the

public service. As the former Secretary of Transport for New South Wales, he led around 27,000 people in shaping the planning, policy and delivery of public transport, roads and freight across the state.

Following a distinguished career in local government, and engineering construction in Australia and the United Kingdom, Mr Stewart joined the Queensland Government as Deputy Coordinator-General within the Department of Infrastructure and Planning. In this role he was responsible for delivering major water and road projects.

Earlier, he was the Director-General of Queensland Transport and then the Department of Transport and Main Roads, overseeing the integration of organisations to a new customer focused model. His primary responsibility was transport leadership including strategic policy and planning, system stewardship, infrastructure delivery and service delivery.

Mr Stewart is an advocate for regional Queensland and one of his highlights as Director-General is participating in the community champions program for Indigenous communities, where he regularly visits the community of Pormpuraaw and assists them with accessing government services.

He holds Masters Degrees in Business and Engineering Science and completed a Harvard executive program looking at private sector involvement in infrastructure delivery.

Mr Stewart is also a Fellow of Engineers Australia, Honorary Fellow, Chartered Institute of Transport and Logistics, Fellow of the Australian Academy of Technology and Engineering and Fellow of the Institute of Public Administration Australia.

Mr Stewart was appointed as a member of the Authority Board on 23 July 2015 for a three-year term, concluding on 22 July 2018 and was re-appointed the Queensland member of the Authority Board on 21 June 2018 for a five-year period commencing 23 July 2018.

## MANAGEMENT AND ACCOUNTABILITY

### Member: Mr Duane Fraser



Mr Duane Fraser is a Wulgurukaba and Bidjara Traditional Owner, and has extensive experience advising Commonwealth and State Governments on matters relating to Indigenous Affairs and Environmental Policy.

Mr Fraser enjoys a diverse national and global network that includes high-level influencers, current and ex-politicians from both major parties, senior executives, and grass roots communities. He uses his profile to create positive change and impact to ensure Traditional Owners are given the opportunity for full and effective participation and leadership roles at all levels of decision-making in political, economic and public life. Mr Fraser has presented at numerous international forums on the advancement of Indigenous peoples of the world and their empowerment in the protection and safeguarding of their delicate biocultural land and seascapes, heritage and cultural expressions.

Mr Fraser has a high-level understanding of the Authority's strategic objectives and ministerial priorities and has demonstrated experience in providing advice to multiple state and federal government ministers.

Currently serving as Chair of the Federal Minister for the Environment's Indigenous Advisory Committee (IAC), Mr Fraser serves on several committees including the Reef 2050 Advisory Committee and the NESP Tropical Water Quality Hub Steering Committee.

### Member: Ms Robbie Sefton



Ms Robbie Sefton brings a wealth of experience in stakeholder engagement, natural resource management and strategic communications.

She is currently the Managing Director of Sefton & Associates

Pty Ltd, a rural strategic communications company. She is also a partner in the Nangandie

Pastoral Company farming enterprise producing wool, meat and grains.

She has extensive experience across a number of agricultural sectors and direct experience of the links between agriculture and natural resource management.

She is a member of numerous boards and advisory groups for governments, business and not-for-profits. This includes Chair of the Panel for the Independent Assessment of Social and Economic Conditions in the Murray-Darling Basin, and Deputy Chair of the National Australia Day Council and is a Board member of the Cooperative Research Centre for High Performance Soils.

Robbie Sefton has lived, worked and travelled all over regional, rural and remote Australia as rural leader and advocate.

She was appointed as a member of the Authority on 28 May 2020 for a five-year term.

## MANAGEMENT AND ACCOUNTABILITY

### Authority Board meeting schedule

The meeting schedule of the Authority Board for 2019–20 is shown in Table 8.

Table 8: Meetings of the Great Barrier Reef Marine Park Authority Board 2019–20

Meeting	Date	Location	Attendance
MPA 256	19–20 August 2019	Townsville	<b>Present:</b> Dr Ian Poiner, Chairperson; Mr Josh Thomas, CEO; Prof Emma Johnston AO, member; Mr Dave Stewart (from 12:50 pm 19 August), member; Ms Wendy Morris, member  <b>Apologies:</b> Nil
MPA 257	14–15 October 2019	Brisbane	<b>Present:</b> Dr Ian Poiner, Chairperson; Mr Josh Thomas, CEO; Prof Emma Johnston AO, member; Mr Dave Stewart, member; Ms Wendy Morris, member; Mr Duane Fraser <sup>1</sup> , member  <b>Apologies:</b> Nil
MPA 258	9–10 December 2019	Canberra	<b>Present:</b> Dr Ian Poiner, Chairperson; Mr Josh Thomas, CEO; Prof Emma Johnston AO, member; Mr Dave Stewart, member; Ms Wendy Morris, member; Mr Duane Fraser, member  <b>Apologies:</b> Nil
MPA 259	24–25 February 2020	Townsville	<b>Present:</b> Dr Ian Poiner, Chairperson; Mr Josh Thomas, CEO; Prof Emma Johnston AO, member; Mr Dave Stewart, member; Ms Wendy Morris, member; Mr Duane Fraser, member  <b>Apologies:</b> Nil
MPA 260	28 April 2020	Virtual meeting	<b>Present:</b> Dr Ian Poiner, Chairperson; Mr Josh Thomas, CEO; Prof Emma Johnston AO, member; Mr Dave Stewart, member; Ms Wendy Morris, member; Mr Duane Fraser, member  <b>Apologies:</b> Nil
MPA 261	23 June 2020	Virtual meeting	<b>Present:</b> Dr Ian Poiner, Chairperson; Mr Josh Thomas, CEO; Prof Emma Johnston AO, member; Ms Wendy Morris, member; Ms Robbie Sefton <sup>2</sup> , member  <b>Apologies:</b> Mr Dave Stewart, member; Mr Duane Fraser, member

Criteria source: Performance indicators are recorded in the Authority's chapter in the Department of the Environment and Energy's 2019–20 Portfolio Budget Statements p. 235 and in the Authority's Corporate Plan for 2019–20 p. 15.

- 1 The Governor-General appointed Mr Duane Fraser to the Marine Park Authority Board on 3 October 2019 and Board members welcomed Mr Fraser at MPA 257.
- 2 The Governor-General appointed Ms Robbie Sefton to the Marine Park Authority Board on 28 May 2020 and Board members welcomed Ms Robbie Sefton at MPA 261.



## MANAGEMENT AND ACCOUNTABILITY

### Senior executive

As at 30 June 2020, there were three branches at the Marine Park Authority led by general managers.



**Margaret Johnson** — General Manager, Reef Strategy. The branch comprises the following sections:

- Strategic Advice
- Reef Knowledge
- Synthesis and Reporting
- Communications and Regional Engagement
- Reef Education and Stewardship.

The Authority's Chief Scientist role also falls within this branch.



**Dr Simon Banks** — General Manager, Reef Protection. The branch comprises the following sections:

- Field Management
- Policy and Planning
- Environmental Assessment and Protection
- Reef Interventions



**Rhona MacPherson** — Acting Chief Operating Officer, Corporate Services. The branch comprises the following sections:

- Finance
- Human Resources
- Legal Services
- Information Management Systems and Technology
- Reef HQ and Property Services
- Change and Capability

An organisational chart depicting the senior executives and their responsibilities is in the Overview section of this report, Figure 2.

## Audit and Risk Management Committee

The Audit and Risk Management Committee was established in accordance with section 45 of the PGPA Act and Public Governance, Performance and Accountability Rule 2014 section 17 Audit Committees for Commonwealth Entities.

The Audit and Risk Management Committee provides independent assurance and assistance to the accountable authority and the Authority Board on the Authority's risk, control and compliance framework, and its financial and performance reporting responsibilities.

The Audit and Risk Management Committee comprised the following members during 2019–20:

- Ian Rodin, member and Chairperson
- Filly Morgan, member and Queensland

Government representative, Department of the Premier and Cabinet (term commenced 1 July 2019)

- Margaret Johnson, member (term ended 21 November 2019)
- Peter Bell, member (term commenced 5 March 2020)

The Audit and Risk Management Committee Charter of Operation can be viewed from <http://hdl.handle.net/11017/3625>.

### Remuneration

Sitting fees paid to Ian Rodin, Chair for the 2019–20 financial year totalled \$10,468.

Sitting fees paid to Peter Bell, member for the 2019–20 financial year totalled \$3000.

Filly Morgan, as the Queensland Government representative, received no sitting fees by agreement.

Margaret Johnson, as the Authority representative, received no sitting fees by agreement.

## MANAGEMENT AND ACCOUNTABILITY

### Audit and Risk Management Committee membership

#### Chair: Ian Rodin

Ian is a Chartered Accountant with over 35 years' experience in professional services, including external audit, investigations, litigation support, acquisition due diligence, risk management and internal audit. Ian was a partner in Ernst & Young for over 15 years, specialising in internal audit and risk management, focusing on the development of value-adding internal audit services to government and private sector organisations, and internal audit transformations.

Ian has served on the boards of a number of organisations in both the private sector and not-for-profits and has served on number of audit committees as an external member. His audit committee appointments have included, inter alia, Griffith University (chair), Cancer Council Queensland (chair), The Institute of Internal Auditors (Australia), the Queensland Audit Office (chair) and the Gold Coast 2018 Commonwealth Games Corporation.

#### Member: Filly Morgan PSM

Filly is the Deputy Director-General (Corporate and Government Services) in the Queensland Department of the Premier and Cabinet (DPC). She has more than 25 years' experience in the Queensland public sector.

Filly has a broad range of experience in central and line agencies. She has previously worked in senior roles in DPC and the Department of Tourism, Major Events, Small Business and the Commonwealth Games. Filly is a Clerk of the Executive Council and is the Queensland representative on the Council for the Order of Australia and the Australian Bravery Decorations Council. She was awarded a Public Service Medal on Australia Day 2018 for her outstanding service through a range of coordination and governance roles in Queensland.

#### Member: Peter Bell

Peter is a Fellow of the Association of Certified Practising Accountants with more than 30 years' experience in internal audit, external performance audit and risk management. This has included roles as a senior public servant in the federal government for the ANAO and for the Australian

Broadcasting Corporation; and senior roles in the profession as a Partner in Ernst & Young for 12 years and as Managing Director of Protiviti for six years.

Peter has worked extensively with non-corporate accountable authorities. His recent work with the ANAO has included coverage of agency compliance with PGPA Act requirements and the identification of opportunities for some of these agencies to improve in these areas. This has included the Department of Veterans' Affairs, the Special Broadcasting Service, the Department of Communications and the Arts and the Australian Media and Communications Authority.

#### Member: Margaret Johnson (22 May 2018 – 21 November 2019)

Margaret was appointed a General Manager of the Authority in July 2008. As General Manager of the Reef Strategy Branch, Margaret's responsibilities include Reef management policies and programs, international relations, Authority governance, Reef 2050 implementation including the RIMReP, the Great Barrier Reef Outlook Report, and strategic oversight of the Authority's activities.

Margaret has worked for over 20 years in the Australian Government and has developed a breadth of experience, particularly in regard to Government relations. Before joining the Authority, Margaret worked in the then Department of the Environment and Water Resources on issues ranging from environmental research to delivery of Community Water Grants. She was previously a Senior Adviser and Chief of Staff to ministers and assistant ministers.

### Functions and responsibilities

Functions and responsibilities are set out in the Audit and Risk Management Committee's Charter of Operation, reflecting requirements under the PGPA Act and Regulations. The charter covers the Audit and Risk Management Committee's functions in relation to:

- financial reporting
- performance reporting
- risk oversight and management
- systems of internal control.

Members of the Audit and Risk Management Committee are expected to understand and observe the legal requirements of the PGPA Act and Regulations. Members are also expected to:

## MANAGEMENT AND ACCOUNTABILITY

### Audit and Risk Management Committee meeting schedule

During 2019–20, the Audit and Risk Management Committee held four meetings (Table 9).

Table 9: Meetings of the Great Barrier Reef Marine Park Authority Audit and Risk Management Committee 2019–20

Meeting	Date	Location	Attendance
AC 84	30 August 2019	Townsville	Mr Ian Rodin, Chairperson Ms Filly Morgan, member <b>Apologies</b> Ms Margaret Johnson, member
AC 85	4 November 2019	Townsville	Mr Ian Rodin, Chairperson Ms Filly Morgan, member Ms Margaret Johnson, member <b>Apologies</b> Nil
AC 86	27 March 2020	Townsville	Mr Ian Rodin, Chairperson Ms Filly Morgan, member Mr Peter Bell, member <b>Apologies</b> Nil
AC 87	29 May 2020	Townsville	Mr Ian Rodin, Chairperson Ms Filly Morgan, member Mr Peter Bell, member <b>Apologies</b> Nil

AC = Audit Committee

- act in the best interests of the Authority
- apply good analytical skills, objectivity and judgement
- express opinions constructively and openly, raise issues that relate to the Audit and Risk Management Committee's responsibilities and pursue independent lines of inquiry
- contribute the time required to review provided meeting papers.

### Internal audit reports

The Authority's risk-based internal audit program is focused to provide assurance on the internal control environment and is governed by a strategic (and annual) internal audit plan.

During 2019–20, the following internal audits were undertaken in accordance with the strategic internal audit plan:

- Permissions compliance – follow up of ANAO recommendations
- Marine monitoring program
- Performance management system
- Field operations – compliance program.

### Risk management

The Authority continued to improve its risk management capability in 2019–20 by further integrating its framework and accompanying risk assessment tools into daily business activities and offering practical, certified training opportunities to senior members of the workforce.

In applying a 'continuous improvement' approach to the Authority's risk management framework, its supporting tools and templates continued to be refined throughout the 2019–20 year. Accordingly, the most recent results of participation in Comcover's risk management benchmarking program (from 2018–19) indicate an overall, 'advanced' level of risk management maturity.

Independent assurance is provided to the Authority on the integrity and reliability of the risk management framework by periodic internal and external audits and by the Audit and Risk Management Committee.

## MANAGEMENT AND ACCOUNTABILITY

### Fraud control

The Authority's Fraud Control Policy and Plan and Fraud Incident Investigation Policy are consistent with the Australian Government fraud control policy, *AS8001–2008 Fraud and Corruption Control*, and Resource Management Guide No. 201 (preventing, detecting and dealing with fraud).

In 2019–20, the Authority continued its implementation of actions to minimise its identified fraud risks. One report of suspected fraud was made to the Authority's fraud liaison officer during 2019–20. Following an assessment, it was determined that there was insufficient evidence to substantiate the allegation and a further investigation was not warranted in the circumstances.

Collectively, governing fraud policies, the fraud risk mitigation plan and broader fraud control framework give effect to the fraud control provisions of the PGPA Act and rule 10 of the Public Governance, Performance and Accountability Rule, and:

- facilitate appropriate fraud prevention, detection, investigation, reporting and data collection in a way that meets the Authority's needs
- minimise the opportunity for, and the incidence of, fraud in the Authority, as much as is reasonably practicable
- facilitate the process to recover the proceeds of fraud against the Authority.

### Reflect Reconciliation Action Plan

The Authority continued to implement its Reflect Reconciliation Action Plan. The plan seeks to translate the Authority's values into practical and intentional actions that will actively contribute to reconciliation within the Authority and with Aboriginal and Torres Strait Islanders.

A Reconciliation Action Plan implementation working group supports the implementation of the plan. The group met three times during the reporting period. The working group led a range of activities over NAIDOC week with guest speakers, short video releases highlighting the work of Traditional Owners in managing Sea Country and held cultural awareness discussions and training for agency staff. National Reconciliation Week and

its theme 'In this Together' was also celebrated through a range of online activities due to the COVID-19 pandemic operational restrictions in gathering face-to-face.

### Advisory committees

The purpose of the Authority's Reef Advisory Committees is to provide objective advice, insights and recommendations to the Authority Board on:

- legislative, policy and guideline review and development, directly related to the management of the Marine Park
- strategic plans and programs that give effect to the objects of the Marine Park Act
- actions that can be taken to address risks to the Marine Park identified in the Great Barrier Reef Outlook Report (released by the Authority every five years)
- emerging or unfamiliar issues occurring within the Marine Park and the Great Barrier Reef World Heritage Area.

Reef Advisory Committees are not decision-making bodies. Advice and recommendations provided to the Authority Board are non-binding. Each Reef Advisory Committee operates in accordance with the Reef Advisory Committees Charter of Operation and relevant terms of reference.

Reef Advisory Committees are competency-based and members are appointed taking into consideration their experience, knowledge, skills, relationships and networks with Reef Traditional Owners or relevant groups or sectors identified. Reef Advisory Committee members are expected to adopt a broad perspective on business that is raised.

### Local Marine Advisory Committees

The 12 Local Marine Advisory Committees operate along the Reef catchment. They represent community interests from Cape York in the north to the Burnett region in the south and provide an avenue for local communities to discuss areas of concern directly with the Authority. The committees also provide input into the management of the Marine Park and undertake activities that contribute to its long-term protection.



## MANAGEMENT AND ACCOUNTABILITY

Each Local Marine Advisory Committee meets five times per year. Members are appointed for a three-year term. The current term began in July 2018 and ends in June 2021.

### Tourism Reef Advisory Committee

Following an expression of interest process in 2019, the Authority Board approved the membership and establishment of a new Tourism Reef Advisory Committee (TRAC) for a three-year term on 15 October 2019. The TRAC met for the first time in January 2020 with a primary focus being on committee formation and induction. The second formal meeting planned for 2020 has not occurred to date, due to travel restrictions resulting from the COVID-19 pandemic. The TRAC was convened virtually in March 2020 to provide an update on what was being provided by the Australian Government to support the marine tourism industry and to seek advice on the Remaining Connected project being implemented by the Authority to provide further support to the marine tourism industry during COVID-19 travel restrictions. Membership of this committee can be found on the Authority's website.

### Indigenous Reef Advisory Committee

An expression of interest process was conducted in 2019, seeking applications for Indigenous Reef Advisory Committee (IRAC) membership. An additional expression of interest process was facilitated in 2020 providing an additional opportunity for Aboriginal and Torres Strait Islander peoples to apply for IRAC membership. The Authority Board approved the membership and establishment of a new IRAC for a three-year term on 23rd June 2020. The committee formation process is being completed and the inaugural meeting of the new IRAC is planned to occur by the end of 2020.

## Corporate and operational plans

The Authority undertakes planning at corporate and operational levels. In 2019–20, the Authority's corporate and operational planning were influenced by commitments in the Reef 2050 Plan, initiatives with actions outlined in the Blueprint and the findings of the *Outlook Report 2019*.

### Corporate plan 2019–20

The *Great Barrier Reef Marine Park Authority Corporate Plan 2019–20* outlines the Authority's purpose, activities, performance criteria and other information as required under the PGPA Act. The Authority delivers its management program under four main program areas:

- **Program area 1:** Providing expert knowledge to influence and advise key decision-makers on managing, reducing or avoiding significant threats to the Reef.
- **Program area 2:** Regulating and ensuring Marine Park user compliance.
- **Program area 3:** Educating and fostering stewardship to enhance protection of the Reef.
- **Program area 4:** Enhancing Reef resilience through continuous improvement and new initiatives across all aspects of management.

### Annual operating plan

The corporate plan is supported by an annual operating plan. This plan sets out detailed actions to achieve the Authority's goals.

### Service Charter 2020–2024

The Service Charter 2020–2024 outlines the Authority's goals, aims and customers, and its commitments to its customers. The Authority aims to provide appropriate services to meet all of its commitments and continue to develop services as new issues arise. The Service Charter was updated in April 2020 and is reviewed regularly. The Service Charter is available on the Authority's website.

### Ethical standards

The Authority is committed to the Australian Public Service (APS) Values and Code of Conduct set out in the *Public Service Act 1999*, which is an integral part of the people management framework. It is incorporated in the Authority's Corporate Plan and the *Great Barrier Reef Marine Park Authority Enterprise Agreement 2018–2021*.

Information on ethical standards is provided to staff through the Authority's intranet, induction procedures and the internal newsletter, CEO's Update.

## MANAGEMENT AND ACCOUNTABILITY

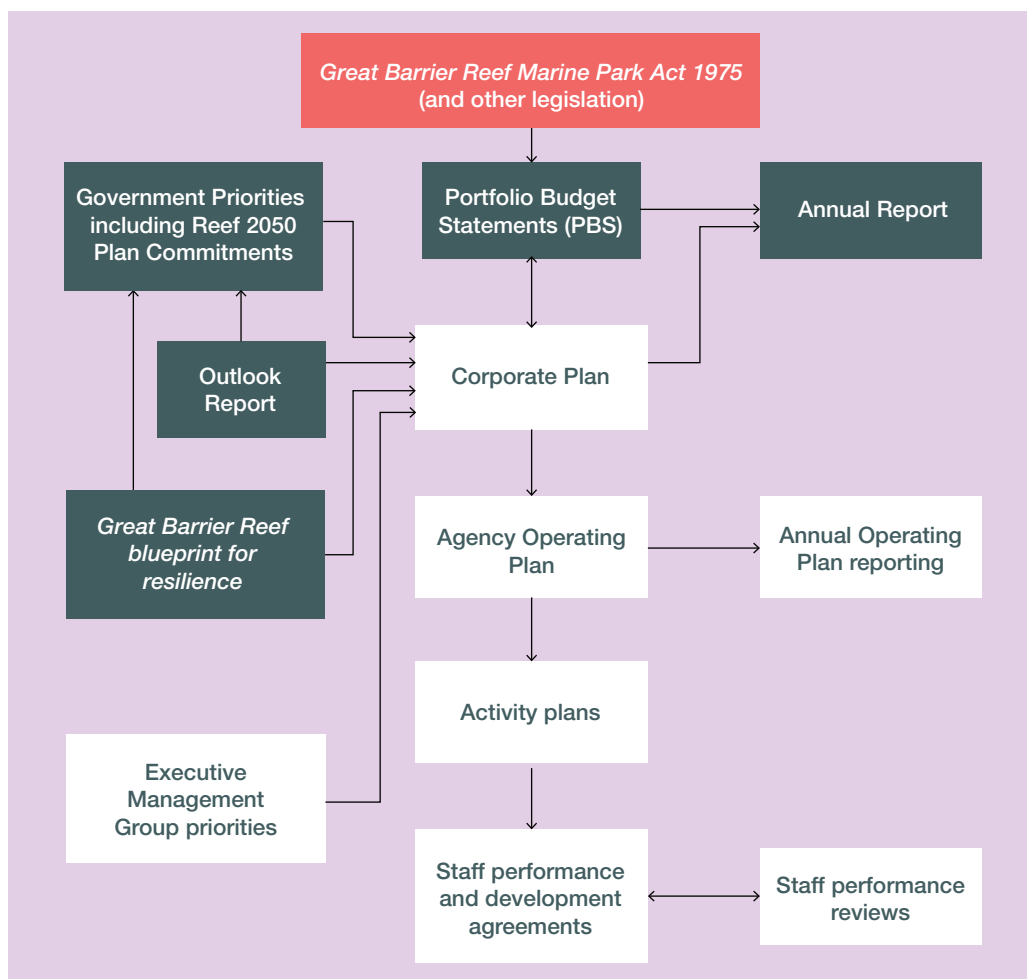


Figure 22: Corporate and operational planning process

## External scrutiny

The Great Barrier Reef Marine Park Authority Audit Committee Charter of Operation and other documents reflect the requirements for audit committees under the PGPA Act.

O'Connor Marsden & Associates Pty Ltd was contracted by the Authority to provide internal audit services for 2019–20. Internal audit work was undertaken in accordance with an agreed strategic internal audit plan.

In line with the Australian Government's focus on accountability and corporate governance, audit activity concentrated on areas of potential higher risk and sought to assure the adequacy of existing

control frameworks and compliance with the provisions of relevant legislation.

There were no judicial decisions that significantly affected the Authority's operations during 2019–20.

## Australian National Audit Office (ANAO) reports

Crowe Australasia, under contract to the ANAO, undertook the external audit of the Authority's 2019–20 financial statements (see Part 5 Finances).

The following Auditor-General reports of 2019–20 may contain recommendations of relevance to the

## MANAGEMENT AND ACCOUNTABILITY

Authority:

No. 2 – Defence’s Administration of Travel Allowances Paid to APS Employees

No. 6 – Implementation of ANAO and Parliamentary Committee Recommendations

No.7 – Government Advertising

No. 11 – Implementation of the Digital Continuity 2020 Policy

No. 25 – Aboriginal and Torres Strait Islander Participation in Major Procurements

No. 42–44 – Fraud Control Arrangements

### Commonwealth Ombudsman

During 2019–20, the Commonwealth Ombudsman’s Office commenced one investigation into whether the Authority acted in an appropriate and timely manner to determine an application for a permit. The ombudsman considered the Authority’s response and other information available and concluded that no further investigation was warranted.

### Parliamentary Standing Committee on Public Works

On 17 December 2019 the Government announced funding of \$26.9 million for the upgrade to critical infrastructure at Reef HQ Aquarium. In accordance with the Parliamentary Standing Committee on Public Works Procedure Manual, the Authority referred this proposed works to this Committee on 25 February 2020. The Committee conducted a virtual site inspection of the facility and a public hearing on 21 May 2020 and then tabled their report in Parliament on 10 June 2020 recommending that:

- Reef HQ Aquarium is provided with additional funding for the purposes of updating its exhibits and technology to enable it to maintain its excellence in education and research, and tourism; and
- the House of Representatives resolve, pursuant to Section 18(7) of the *Public Works Committee Act 1969*, that it is expedient to carry out the following proposed works: Critical safety works for the continued safe operation of the National Education Centre for the Great Barrier Reef, Reef HQ Aquarium.

A response from Government is due to be tabled by 10 September 2020.

## Management of human resources

### Effectiveness of people management

The human resources section provides a range of services including:

- payroll
- recruitment
- workplace health and safety
- learning and development
- dive operations and training
- workforce planning
- workplace relations, including high-level advice and assistance to managers and supervisors regarding performance and health case management matters.

The section proactively supports line areas to meet business objectives as outlined in the annual operating plan.

### Training and staff development

The Authority invested \$254,003 for learning and development in 2019–20. This included the costs of training courses, conference attendance, formal qualifications, study fee reimbursements and professional memberships.

The Authority continued with an ongoing program to systematically reinforce fundamental public service values through mandatory corporate training delivered face-to-face and via eLearning. For 2019–20, mandatory courses focused on Responsible Record Keeping, Security Awareness, the PGPA Act and Procurement and Cyber Security Awareness for the APS.

In-house corporate training programs contributed to the development of APS core skills in emotional intelligence, building relationships, difficult discussions and cultural awareness. Specialised in-house training included Certificate IV in Risk Assessment, Contact and Referral Officer training and a variety of field-based skills.

The Authority maintains its support of the professional development of its employees, with time off for face-to-face study and reimbursement of professional fees upon successful completion of a semester of study.

## MANAGEMENT AND ACCOUNTABILITY

### Workplace health and safety

The Authority's working environment varies from contemporary office accommodation to remote camping and offshore and aquarium diving operations. Staff conduct extensive fieldwork that includes boat patrols, in-water reef health surveys, engineering and water quality management. The Authority's broad community consultation involves staff liaising with schools, tourism operators, the fishing industry and Traditional Owners (including in remote locations).

In accordance with its terms of reference, the Authority's Workplace Health and Safety Committee met four times during the reporting period. The Committee is chaired by Dr Simon Banks, General Manager Reef Protection.

During 2019–20, 66 incident or near-miss reports were submitted by employees. Of those reported, four incidents were classified as notifiable to Comcare, the workplace health and safety regulator, as a serious or dangerous illness or incident and all four were reported. Three claims for compensation were submitted, although only two of those claims were accepted by Comcare during 2019–20.

On 6 April 2020, the Reef Joint Field Management Program lost 23-year-old Marine Parks Ranger Zach Robba, whose life was tragically taken while working in the southern Great Barrier Reef. Being a Ranger was Zach's dream job, and he embraced all that it entailed. As a result of this tragic incident, all diving operations were immediately suspended pending a review of safety procedures.

The Authority continues to provide an employee assistance program to enable support for work and family matters. Between 1 July 2019 and 30 June 2020, a total of 44 people accessed the service. Based on the total staff numbers of 226, this represents a 19.46 per cent utilisation of the service. A total of 184 sessions were delivered to staff and their immediate family.

The Authority meets its regular hazard inspection requirements by rostering senior executive staff to conduct bi-annual safety inspections of work areas, with the inspections to include a manager from the work area, a health and safety representative or one staff representative of the work area. The Reef HQ Aquarium workshop area and the Cairns storage shed are considered higher risk, with monthly inspections occurring in these areas. Comcare has noted this practice with leadership engagement as a best practice example. Hazards identified during this process

were reported to the Authority Consultative Group, Workplace Health and Safety Committee, Executive Management Group, Audit Committee and Authority Board.

A total of 20 staff attended an in-house four-day workplace health and safety awareness training program. Health and Safety Representatives were provided with refresher training and emergency response training was also provided to floor wardens and first aid officers. A number of other workers attended training that was conducted by Comcare aimed at behaviours influencing a safety culture.

The aim of the Authority's health and wellbeing program is to support staff to create healthy habits, including being sun safe. The program is directed towards good practices such as working in the shade where possible; wearing UV sun smart shirts, wide-brim hats and sunglasses with UV protection; and using 50+ sunscreen. All of these items are provided to employees when working outdoors. Promoting regular skin checks for all employees is a fundamental part of the Authority's approach to the health and wellbeing of its staff.

In April 2020, approximately 130 employees received a free influenza vaccination as part of the Authority's health and wellbeing program. These numbers continue to increase each year as more staff access this initiative. New initiatives will continue to be developed to complement and build on those already in place, helping and encouraging staff to be, and stay, healthy.

### COVID-19 response

The World Health Organization declared the outbreak of COVID-19 a pandemic. This necessitated changes in the workplace and how we manage staff. In navigating the issues associated with this, the Authority relied on information from the Australian Public Service Commission (APSC), Department of Health and the Department of Agriculture, Water and Environment (our Portfolio Department).

The Executive Management Group (EMG) and representatives from key areas of the Authority met regularly to guide Authority arrangements to manage any operational impacts associated with COVID-19.

To ensure the health and safety of our workers, workers transitioned to working from home, where possible, from late March 2020.



## MANAGEMENT AND ACCOUNTABILITY

Consistent with the roadmap for lifting some of the restrictions established to prevent the spread of COVID-19 and advice from the APSC, and taking into account relevant health advice, the EMG and business continuity representatives developed a plan to transition staff back to workplaces.

While Reef HQ Aquarium had closed their doors to the public, essential workers continued to remain on-site where required. Field management activities were still being undertaken and measures were put in place to ensure compliance with government advice regarding social distancing.

### Staffing statistics

The Authority had 226 employees as at 30 June 2020. Of these, 158 people were employed at APS levels 1–6, 64 were employed at executive level 1 or 2 and four were employed at senior executive service levels, including the CEO. More information is provided in the staffing overview table in Appendix B.

### Workplace diversity

Workplace diversity data for the Authority's employees are in Appendix B. The Authority's workplace diversity program seeks to ensure:

- annual operating plans (section) and long-term strategic plans (corporate) acknowledge the diverse backgrounds of employees and their current and potential contribution to the Authority
- the suite of terms and employment conditions enshrined in the Authority's Enterprise Agreement supported by Authority policies assists employees to balance their work, family, caring and lifestyle responsibilities and preferences
- the APS values remain central to the Authority's culture.

### Providing access for people with disabilities

The 2019–20 workplace diversity data identified that three per cent of employees have some form of disability.

The Authority's disability action plan includes applying the principle of reasonable adjustment to office access and accommodation and work methods. Ergonomic assessments are conducted, and equipment is provided, to suit the needs of the individual.

The Authority's main building in Townsville — which includes the field management office, conference room and meeting rooms — is wheelchair accessible. Reef HQ Aquarium and the Yeppoon and Canberra offices are also wheelchair accessible.

Since 1994, non-corporate Commonwealth entities have reported on their performance as policy adviser, purchaser, employer, regulator and provider under the Commonwealth Disability Strategy. In 2007–08, reporting on the employer role was transferred to the APSC's State of the Service reports and the APS Statistical Bulletin. These reports are available at [www.apsc.gov.au](http://www.apsc.gov.au). From 2010–11, entities have no longer been required to report on these functions.

The Commonwealth Disability Strategy has been overtaken by the National Disability Strategy 2010–2020, which sets out a 10-year national policy framework to improve the lives of people with disability, promote participation and create a more inclusive society. A high-level, two-yearly report will track progress against each of the six outcome areas of the strategy and present a picture of how people with disability are faring. The first of these progress reports was published in 2014 and can be found at [www.dss.gov.au](http://www.dss.gov.au).

### Employment agreements

The *Great Barrier Reef Marine Park Authority Enterprise Agreement 2018–2021* was introduced in March 2018.

Consistent with government policy, all non-senior executive service employees are covered by the enterprise agreement. The current agreement provides salaries to cover classifications ranging from an APS level 1 to executive level 2, including a specific legal officer classification.

For non-senior executive service employees, salaries range from \$42,350 for APS level 1 to \$149,679 for executive level 2, including a specific legal officer classification. More information is provided in the staffing overview table in Appendix B.

Non-salary benefits provided to employees include:

- payment of one work-related professional association membership fee for ongoing employees, exempt from fringe benefits tax

## MANAGEMENT AND ACCOUNTABILITY

Table 10: Information about remuneration for key management personnel<sup>3</sup>

Name	Position title	Short-term benefits			Total Short-term benefits	Post-employment benefits		Other long-term benefits		Total long-term benefits	Termination Benefits	Total remuneration
		Base salary	Bonuses	Other benefits and allowances		Superannuation contributions	Long service leave	Other long-term benefits				
Josh Thomas	CEO/Board Member	323,752	-	-	323,752	48,585	10,755	-	-	10,7545	-	383,092
Ian Poiner	Chairperson	93,925	-	-	93,925	14,228	-	-	-	-	-	108,153
Duane Fraser	Board Member	34,324	-	-	34,324	3,261	-	-	-	-	-	37,585
Robbie Sefton	Board Member	3,613	-	-	3,613	338	-	-	-	-	-	3,951
Emma Johnston	Board Member	47,249	-	-	47,249	4,489	-	-	-	-	-	51,738
Wendy Morris	Board Member	46,972	-	-	46,972	4,462	-	-	-	-	-	51,434
Margaret Johnson	General Manager	217,542	-	20,542	238,084	40,448	10,475	-	-	10,475	-	289,007
Bruce Elliot	General Manager	212,122	-	21,630	233,752	33,213	8,553	-	-	8,553	-	275,518
Simon Banks	General Manager	219,315	-	25,206	244,521	33,083	9,068	-	-	9,068	-	286,672

More information on senior executive remuneration is included in Part 5 Finances.

3 Mr David Stewart, Authority Board member, is not remunerated by the Authority as his position on the Authority Board is held as a Queensland Government representative.

## MANAGEMENT AND ACCOUNTABILITY

- access to salary packaging of vehicles and superannuation for all ongoing employees, exempt from fringe benefits tax
- a healthy lifestyle allowance of \$150 per financial year to help meet the cost of activities or equipment that maintain health and fitness.

### Senior executive remuneration

At 30 June 2020, all Authority Board members were remunerated by way of Remuneration Tribunal (Remuneration and Allowances for Holder of Part-time Public Office) Determination 2019 or Remuneration Tribunal (Remuneration and Allowances for Holder of Full-time Public Office) Determination 2019.

All senior executive service employees were remunerated by way of section 24(1) determinations under the *Public Service Act 1999*.

### Performance pay

The Authority does not operate a performance pay scheme.

## Business continuity, protective security and property management

### Business continuity

The Authority designed its business continuity framework to minimise the impact(s) following a business disruption event and include all agency functions. The Authority's Business Continuity Framework and Business Continuity Plan were updated in January 2020. These documents set out the principal processes, roles and responsibilities in executing the response to a business disruption event that impacts on any of the Authority's properties, including Reef HQ Aquarium.

The Business Continuity Plan was enacted in March 2020 due to the COVID-19 health emergency. The Authority has reacted to a range of advice from Australian Government entities (e.g. Department of Health and APSC). As of the end of June 2020, the majority of Authority staff were

working from home. This necessitated altered business practices including increased remote IT access, increased use of video conferencing and upgrades to IT infrastructure to support core business. Communication with staff has been maintained through regular updates that advise staff of any changes to working conditions and arrangements. Changes to contracts (e.g. facility maintenance and cleaning) have also been required to ensure the Authority can continue to operate safely and with appropriate hygiene arrangements in place. The Authority's core business has been maintained throughout the event.

### Protective security

An effective protective security environment is essential for an agency to function efficiently and effectively to secure personnel (including staff, contractors and visitors), information and physical resources, at home and overseas. It helps to ensure the Australian Government's continued capacity to function and enhances public confidence in the government and its institutions.

In accordance with its terms of reference, the Authority's Protective Security Steering Committee met four times during the reporting period. The committee is chaired by the Authority's Chief Security Officer, Dr Simon Banks, General Manager Reef Protection.

Developing and fostering a positive security culture is critical to ensuring security outcomes. The Authority's protective security program matured significantly during 2019–20 with:

- the improvement of the security maturity of the Authority from ad hoc to managed
- the finalisation of an Authority-wide Protective Security Plan
- the launch of mandatory security awareness and cyber security training to improve the knowledge of security by Authority employees and how it applies to their roles.

Results from the training have identified an improvement in reporting with 27 incidents reported in the 2019–20 financial year (an increase from 15 reports the previous year). The increased reporting allows the Protective Security Steering Committee to better identify active security risks to the Authority and focus resources to resolve these issues.

## MANAGEMENT AND ACCOUNTABILITY

### Property and facilities management

The Commonwealth property management framework is mandatory for officials and accountable authorities of non-corporate Commonwealth entities and relates to real property (i.e. land and any property attached directly to it). The 2019–20 financial year had several leases ceasing that required either the establishment of a new lease or re-negotiation or extension to an existing lease.

Achievements during 2019–20 included the relocation of the Rockhampton office to Yeppoon, the acceptance of the last offer of extension to the Mackay office and the relocation of a storage unit in Townsville to a new lease location. The Authority also continued the process of establishing a long-term arrangement to replace the current interim accommodation of the Northtown main office.

The COVID-19 health emergency required altered management arrangements for the Authority's leased premises and properties. Reef HQ Aquarium closed to the public on 23 March 2020 and remained closed for the remainder of the financial year. It is planned to reopen in mid-July 2020.

As the pandemic progressed in Australia, in late March 2020 most employees transitioned to working from their homes. As a result, the Authority's leased premises were either closed or large sections unoccupied. Exceptions to staff working from home were for a few that could not

undertake their work from home, such as Reef HQ Aquarium staff who were needed on-site each day to maintain the animals and their life support systems and some staff that required specialist IT equipment. In late May 2020, the Authority commenced a staged return to work process with social distancing a core requirement. Increased cleaning regimes and signage were put in place to ensure leased premises and properties maintained appropriate hygiene and social distancing requirements consistent with the advice from the Australian and Queensland governments. The Authority continues to engage with the Department of Finance's Property Management area to ensure that it continues to meet their COVID-19 guidance.

### Asset management

The Authority is developing an agency-wide asset management system. This system will assist in the identification and management of assets including information management assets such as office machines, plant and equipment such as that at Reef HQ Aquarium, fleet assets, and portable and attractive assets. The system will also assist in financial reporting including valuation, depreciation and budgeting; and assuring compliance of registered or licensed assets that require mandatory reporting and work health safety and security assurance.

During the reporting period, the first revision of the Reef HQ Asset Management Plan was issued



A storage tank for chilled water was removed to enable construction of Reef HQ Aquarium's new access facilities. © Commonwealth of Australia (GBRMPA), Photographer: Jo Hurford



## MANAGEMENT AND ACCOUNTABILITY

and included updates to project status, funding requirements and financial projections. Numerous significant projects were commenced to rectify urgent asset failures and defects including electrical supply and distribution systems, fire systems, structural concrete and waterproofing. Ahead of the start of the major critical works, and the engagement of a Principal Contractor to undertake these works, urgent rectifications are continuing including the construction of a new Reef HQ Aquarium entrance pathway; upgrades to communications systems and NBN cabling; installation of a new fire hydrant system; and upgrades to some mechanical, electrical and animal life support systems.

The Authority has capital management plans in place for the aquarium, office fit-out, information management systems and technology, and field management equipment.

## Purchasing

### Delegations

The PGPA Act and Public Governance, Performance and Accountability Rules state which powers and functions the accountable authority may delegate. The accountable authority has, in writing, delegated certain powers and functions to officials. The delegate does not have the power to sub delegate without a specific provision in legislation.

### Accountable authority instructions

The accountable authority instructions are the primary mechanism for an accountable authority to set out the processes to promote the proper use of Australian Government resources, including relevant money and property by officials in their entity.

The Authority's accountable authority instructions comply with the requirements of the PGPA Act and ensure compliance with Australian Government procurement guidelines.

### Consultants and contracts

Annual reports contain information about actual expenditure on contracts for consultancies. Information on the value of contracts and consultancies is available on the AusTender website.

## Consultancies

During 2019–20, five new consultancy contracts were entered into, involving a total actual expenditure of \$367,741. In addition, three ongoing consultancy contracts were active during the reporting period, involving a total actual expenditure of \$318,072 (Table 11).

Consultants are engaged when specialist expertise is not available within the Authority or where an independent assessment is considered desirable. In 2019–20, consultants were engaged for services or programs including, internal audit, asset valuations, legal advice, stakeholder network analysis, compliant management system reform and IT consultancy.

Table 11: Number and expenditure of consultants

	Total
Number of new contracts entered into during the period	5
Total actual expenditure during the period on new contracts (incl. GST)	\$367,741
Number of ongoing contracts engaging consultants that were entered into during a previous period	3
Total actual expenditure during the period on ongoing contracts (incl. GST)	\$318,072

## Competitive tendering and contacting

The Authority follows the Commonwealth Procurement Rules 2019, whole of government policies such as the Indigenous Procurement Policy and the Authority's purchasing guidelines.

Depending on the estimated values of the tender, the selection and engagement of consultants may involve open tender or, where appropriate, limited tender (for example, to provide for the engagement of a recognised and pre-eminent expert in a particular field).

## Exempt contracts

During 2019–20, no contract was exempted by the accountable authority from publication in AusTender.

## MANAGEMENT AND ACCOUNTABILITY

### Access by Auditor-General

All contracts were provided for the Auditor-General to have access to the contractor's premises.

### Procurement initiatives to support small businesses

The Authority supports small business participation in the Commonwealth Government procurement market. Small and medium enterprises (SME) and small enterprise participation statistics are available on the Department of Finance's website.

The Authority's procurement practices support SME in ways that are consistent with paragraphs 5.5–5.7 of the Commonwealth Procurement Rules. This includes consideration of the capabilities of SME and their commitment to Townsville and regional markets, and through such practices as electronic systems or use of payment cards that facilitate on-time payment performance.

### Grant programs

Information on grants awarded by the Authority during 2019–20 is available on the Authority's website.

During 2019–20, the Authority cancelled all grants programs due to heightened risks associated with COVID-19.



© Tourism and Events Queensland



PART 5

# Finances

<u>Independent Auditor's Report</u>	96
<u>Statement by Officers</u>	99
<u>Statement of Comprehensive Income</u>	100
<u>Statement of Financial Position</u>	101
<u>Statement of Changes in Equity</u>	102
<u>Cash Flow Statement</u>	103
<u>Administered Schedule of Comprehensive Income</u>	104
<u>Administered Schedule of Assets and Liabilities</u>	105
<u>Administered Reconciliation Schedule</u>	106
<u>Administered Cash Flow Statement</u>	106
<u>Table of Contents – Notes</u>	107



### INDEPENDENT AUDITOR'S REPORT

#### To the Minister for the Environment

#### Opinion

In my opinion, the financial statements of the Great Barrier Reef Marine Park Authority (the Entity) for the year ended 30 June 2020:

- (a) comply with Australian Accounting Standards – Reduced Disclosure Requirements and the *Public Governance, Performance and Accountability (Financial Reporting) Rule 2015*; and
- (b) present fairly the financial position of the Entity as at 30 June 2020 and its financial performance and cash flows for the year then ended.

The financial statements of the Entity, which I have audited, comprise the following as at 30 June 2020 and for the year then ended:

- Statement by the Accountable Authority and Chief Financial Officer;
- Statement of Comprehensive Income;
- Statement of Financial Position;
- Statement of Changes in Equity;
- Cash Flow Statement;
- Administered Schedule of Comprehensive Income;
- Administered Schedule of Assets and Liabilities;
- Administered Reconciliation Schedule;
- Administered Cash Flow Statement; and
- Notes to the financial statements, comprising a summary of significant accounting policies and other explanatory information.

#### Basis for opinion

I conducted my audit in accordance with the Australian National Audit Office Auditing Standards, which incorporate the Australian Auditing Standards. My responsibilities under those standards are further described in the *Auditor's Responsibilities for the Audit of the Financial Statements* section of my report. I am independent of the Entity in accordance with the relevant ethical requirements for financial statement audits conducted by the Auditor-General and his delegates. These include the relevant independence requirements of the Accounting Professional and Ethical Standards Board's APES 110 *Code of Ethics for Professional Accountants (including Independence Standards)* (the Code) to the extent that they are not in conflict with the *Auditor-General Act 1997*. I have also fulfilled my other responsibilities in accordance with the Code. I believe that the audit evidence I have obtained is sufficient and appropriate to provide a basis for my opinion.



## FINANCES

### Other information

The Accountable Authority is responsible for the other information. The other information comprises the information included in the annual report for the year ended 30 June 2020 but does not include the financial statements and my auditor's report thereon.

My opinion on the financial statements does not cover the other information and accordingly I do not express any form of assurance conclusion thereon.

In connection with my audit of the financial statements, my responsibility is to read the other information and, in doing so, consider whether the other information is materially inconsistent with the financial statements or my knowledge obtained in the audit, or otherwise appears to be materially misstated.

If, based on the work I have performed, I conclude that there is a material misstatement of this other information, I am required to report that fact. I have nothing to report in this regard.

### Accountable Authority's responsibility for the financial statements

As the Accountable Authority of the Entity, the Chief Executive Officer, is responsible under the *Public Governance, Performance and Accountability Act 2013* (the Act) for the preparation and fair presentation of annual financial statements that comply with Australian Accounting Standards – Reduced Disclosure Requirements and the rules made under the Act. The Accountable Authority is also responsible for such internal control as the Accountable Authority determines is necessary to enable the preparation of financial statements that are free from material misstatement, whether due to fraud or error.

In preparing the financial statements, the Accountable Authority is responsible for assessing the ability of the Entity to continue as a going concern, taking into account whether the Entity's operations will cease as a result of an administrative restructure or for any other reason. The Accountable Authority is also responsible for disclosing, as applicable, matters related to going concern and using the going concern basis of accounting unless the assessment indicates that it is not appropriate.

### Auditor's responsibilities for the audit of the financial statements

My objective is to obtain reasonable assurance about whether the financial statements as a whole are free from material misstatement, whether due to fraud or error, and to issue an auditor's report that includes my opinion. Reasonable assurance is a high level of assurance, but is not a guarantee that an audit conducted in accordance with the Australian National Audit Office Auditing Standards will always detect a material misstatement when it exists. Misstatements can arise from fraud or error and are considered material if, individually or in the aggregate, they could reasonably be expected to influence the economic decisions of users taken on the basis of the financial statements.

As part of an audit in accordance with the Australian National Audit Office Auditing Standards, I exercise professional judgement and maintain professional scepticism throughout the audit. I also:


- identify and assess the risks of material misstatement of the financial statements, whether due to fraud or error, design and perform audit procedures responsive to those risks, and obtain audit evidence that is sufficient and appropriate to provide a basis for my opinion. The risk of not detecting a material misstatement resulting from fraud is higher than for one resulting from error, as fraud may involve collusion, forgery, intentional omissions, misrepresentations, or the override of internal control;
- obtain an understanding of internal control relevant to the audit in order to design audit procedures that are appropriate in the circumstances, but not for the purpose of expressing an opinion on the effectiveness of the Entity's internal control;
- evaluate the appropriateness of accounting policies used and the reasonableness of accounting estimates and related disclosures made by the Accountable Authority;
- conclude on the appropriateness of the Accountable Authority's use of the going concern basis of accounting and, based on the audit evidence obtained, whether a material uncertainty exists related to events or conditions that may cast significant doubt on the Entity's ability to continue as a going concern. If I conclude that a material uncertainty exists, I am required to draw attention in my auditor's report to the related disclosures in the financial statements or, if such disclosures are inadequate, to modify my opinion. My conclusions are based on the audit evidence obtained up to the date of my auditor's report. However, future events or conditions may cause the Entity to cease to continue as a going concern; and

## FINANCES

- evaluate the overall presentation, structure and content of the financial statements, including the disclosures, and whether the financial statements represent the underlying transactions and events in a manner that achieves fair presentation.

I communicate with the Accountable Authority regarding, among other matters, the planned scope and timing of the audit and significant audit findings, including any significant deficiencies in internal control that I identify during my audit.

Australian National Audit Office



Brandon Jarrett  
Executive Director

Delegate of the Auditor-General

Canberra


4 September 2020

GREAT BARRIER REEF MARINE PARK AUTHORITY

**STATEMENT BY THE ACCOUNTABLE AUTHORITY AND CHIEF FINANCIAL OFFICER**

In our opinion, the attached financial statements for the year ended 30 June 2020 comply with subsection 42(2) of the *Public Governance, Performance and Accountability Act 2013* (PGPA Act), and are based on properly maintained financial records as per subsection 41(2) of the PGPA Act.

In our opinion, at the date of this statement, there are reasonable grounds to believe that the Great Barrier Reef Marine Park Authority will be able to pay its debts as and when they fall due.



---

Joshua Thomas  
Accountable Authority  
4 September 2020



---

Kim Corrie  
Chief Financial Officer  
4 September 2020

# FINANCES

## Statement of Comprehensive Income for the period ended 30 June 2020

	Notes	2020 \$'000	2019 \$'000	Original Budget \$'000	Revised Budget \$'000
<b>NET COST OF SERVICES</b>					
<b>Expenses</b>					
Employee Benefits	1.1A	25,559	24,084	26,803	26,803
Suppliers	1.1B	31,075	34,090	28,002	29,206
Provision for Douglas Shoal remediation	3.4A	1,646	652	-	-
Grants	3.4B	279	27	97	97
Depreciation and amortisation	3.2A	2,574	1,201	1,300	3,194
Finance Costs	1.1C	44	-	-	32
Losses from asset disposal	3.2A	2	3	-	-
Cost of goods sold		109	170	-	-
Payments to Queensland Government for Field Management Program	5.4	17,994	18,041	18,205	18,205
<b>Total Expenses</b>		<b>79,282</b>	<b>78,268</b>	<b>74,407</b>	<b>77,537</b>
<b>Own-source income</b>					
<b>Own-source revenue</b>					
Revenue from contracts with customers	1.2A	1,804	2,420	2,668	2,668
Fees and Fines	1.2B	214	276	340	340
Receipts from Queensland Government for Field Management Program	5.4	12,710	13,280	12,709	13,470
Grants received from Government and Industry Partners	1.2C	20,691	10,321	11,460	12,709
Other revenue	1.2D	309	136	50	50
<b>Total own-source revenue</b>		<b>35,728</b>	<b>26,433</b>	<b>27,227</b>	<b>29,237</b>
<b>Gains</b>					
Other	1.2E	52	53	54	54
<b>Total gains</b>		<b>52</b>	<b>53</b>	<b>54</b>	<b>54</b>
<b>Total own-source income</b>		<b>35,780</b>	<b>26,486</b>	<b>27,281</b>	<b>29,291</b>
<b>Net cost of services</b>					
Revenue from Government	1.2F	(43,502)	(51,782)	(47,126)	(48,246)
<b>Total Revenue from Government</b>		<b>55,573</b>	<b>53,221</b>	<b>45,826</b>	<b>46,398</b>
<b>Surplus/(deficit) attributable to the Australian Government</b>		<b>12,071</b>	<b>1,439</b>	<b>(1,300)</b>	<b>(1,848)</b>
<b>OTHER COMPREHENSIVE INCOME</b>					
<b>Items not subject to subsequent reclassification to net cost of services</b>					
Changes in asset revaluation surplus		-	(10,721)	-	-
<b>Items subject to subsequent reclassification to net cost of services</b>					
Gains/(losses) on financial assets at fair value through other comprehensive income		-	-	-	-
<b>Total comprehensive income/(loss) attributable to the Australian Government</b>		<b>12,071</b>	<b>(9,282)</b>	<b>(1,300)</b>	<b>(1,848)</b>

The above statement should be read in conjunction with the accompanying notes.

Budget Variances Commentary	Affected line items and statement
<b>Statement of Comprehensive Income</b>	
<b>Expenses</b>	
Paid \$3.073m (11%) more than budget, primarily consisting of additional contracts due to new funding in the Crown of Thorns Starfish Control project (COTS) of \$5.214m, offset by underspends in the; Reef Integrated Monitoring and Reporting Program (RIMReP) \$0.837m, Curtis Islands Offsets program \$0.641m, International Coral Reef Initiative project \$0.332m, and the Capacity Building for Indigenous Rangers project (CBIRS) \$0.331m.	Suppliers
Expensed \$1.646m (100%) more than budget in discounting due to the accounting treatment not being captured in the original budget.	Douglas Shoal provision
<b>Own-source revenue</b>	
Received \$9.321m (81%) more than budget due to new funding for; COTS (Great Barrier Reef Foundation) \$6.877m, CBIRS \$0.200m, and Green Turtle Research \$0.144m, along with adjusted payments for COTS (Department of Agriculture, Water and the Environment) \$1.575m, and RIMReP \$0.435m.	Grants received from Government and industry partners
<b>Net cost of services</b>	
Received \$9.747m (21%) more than budget due to additional funding under Appropriation Act No. 5 for revenue lost due to COVID-19 which included; the Environmental Management Charge (EMC) Quarter 3 2019-20 \$2.986m, Reef HQ revenue \$2.206m, permit assessment fees \$0.345m, and funding for further agreements \$3.305m. Along with new funding under the Coronavirus Economic Response Package Special Appropriation of \$2.622m for EMC Quarter 4 2019, and at the Mid-Year Economic and Fiscal Outlook (MYEFO) for Reef HQ Aquarium of \$0.749m. All offset by a reduction in the EMC collected and appropriated to the GBRMPA of \$2.289m due a Government waiver, and a \$0.177m efficiency dividend.	Revenue from Government



# FINANCES

## Statement of Financial Position as at 30 June 2020

	Notes	2020 \$'000	2019 \$'000	Original Budget \$'000	Revised Budget \$'000
<b>ASSETS</b>					
<b>Financial Assets</b>					
Cash and cash equivalents	3.1A	32,349	34,603	36,104	34,603
Trade and other receivables	3.1B	43,483	23,433	23,586	23,433
Other financial assets		-	-	17	-
<b>Total financial assets</b>		<b>75,832</b>	<b>58,036</b>	<b>59,707</b>	<b>58,036</b>
<b>Non-Financial Assets<sup>1</sup></b>					
Buildings	3.2	11,551	6,508	18,126	16,657
Leasehold improvements	3.2	27	76	-	-
Plant and equipment	3.2	3,634	3,479	3,368	4,245
Computer software	3.2	2,749	2,843	1,801	2,689
Reef HQ shop inventory		29	18	58	18
Prepayments		407	332	488	332
<b>Total non-financial assets</b>		<b>18,397</b>	<b>13,256</b>	<b>23,841</b>	<b>23,941</b>
<b>Total assets</b>		<b>94,229</b>	<b>71,292</b>	<b>83,548</b>	<b>81,977</b>
<b>LIABILITIES</b>					
<b>Payables</b>					
Suppliers		2,627	2,897	4,808	2,897
Other payables	3.3A	712	267	66	267
Permit bonds	3.3B	1,358	1,047	330	1,047
<b>Total payables</b>		<b>4,697</b>	<b>4,211</b>	<b>5,204</b>	<b>4,211</b>
<b>Interest bearing liabilities</b>					
Leases	3.5	1,913	-	-	2,008
<b>Total interest bearing liabilities</b>		<b>1,913</b>	<b>-</b>	<b>-</b>	<b>2,008</b>
<b>Provisions</b>					
Employee provisions	6.1A	7,859	7,485	8,707	7,485
Provision for Douglas Shoal remediation	3.4A	27,790	29,117	30,720	29,117
Other Provisions	3.4B	279	-	-	-
<b>Total provisions</b>		<b>35,928</b>	<b>36,602</b>	<b>39,427</b>	<b>36,602</b>
<b>Total liabilities</b>		<b>42,538</b>	<b>40,813</b>	<b>44,631</b>	<b>42,821</b>
<b>Net assets</b>		<b>51,691</b>	<b>30,479</b>	<b>38,917</b>	<b>39,156</b>
<b>EQUITY</b>					
Contributed equity		37,385	28,244	29,999	37,382
Reserves		2,497	2,497	13,219	2,497
Accumulated surplus/(deficit)		11,809	(262)	(4,301)	(723)
<b>Total equity</b>		<b>51,691</b>	<b>30,479</b>	<b>38,917</b>	<b>39,156</b>

The above statement should be read in conjunction with the accompanying notes.

1. Right-of-use assets are included in the line items for Buildings, and Plant and Equipment

Budget Variances Commentary	Affected line items and statement
<b>Statement of Financial Position</b>	
<b>Assets</b>	
Cash and cash equivalents \$2.181m (10%) less than budget due to the budgeted figure not capturing Douglas Shoal expenditure against the provisioned funding, and the reduction in holding cash, both offset by the underspends that have increased the Field Management Special Account as per note 3.1.	Financial Assets - Cash and cash equivalents
Trade and other receivables \$19.897m (84%) more than budget, primarily due to the increase in unspent annual appropriations as per note 5.1, and unspent special appropriation included in goods and services receivable as per note 3.1B.	Financial Assets - Trade and other receivables
Buildings are \$6.575m (36%) less than budget due to revaluation of fair value in 2018-19, and the additional capital works in 2019-20 from the refurbishment funding for Reef HQ Aquarium.	Non-Financial Assets - Buildings
<b>Liabilities</b>	
Suppliers \$2.181m (45%) less than budget, due to a lower carrying balance of accruals at year end. This is reflected in the revised budget.	Payables - Suppliers
Leases \$1.913m (100%) more than budget due to the AASB 16 transition, as per note 3.5. This is reflected in the revised budget.	Interest bearing liabilities - Leases
Douglas Shoal provision \$2.930m (10%) less than budget due to the discounting applied and the expenditure to date, as per note 3.4A.	Provisions - Douglas Shoal remediation
<b>Equity</b>	
Contributed equity is \$7.386m (25%) more than budget due to the refurbishment funding for the National Education Centre for the Great Barrier Reef (Reef HQ Aquarium) received at MYEFO 2019-20. This was adjusted at the revised budget.	Equity - Contributed Equity
Reserves \$10.722m (81%) less than budget due to the reduction to the total fair value of non-financial assets in 2018-19 from the comprehensive independent valuation. This was adjusted at the revised budget.	Equity - Reserves

## FINANCES

### Statement of Changes in Equity for the period ended 30 June 2020

	Notes	2020 \$'000	2019 \$'000	Original Budget \$'000	Revised Budget \$'000
<b>CONTRIBUTED EQUITY</b>					
<b>Opening balance</b>					
Balance carried forward from previous period		28,244	26,163	28,242	28,244
<b>Adjusted opening balance</b>		<b>28,244</b>	<b>26,163</b>	<b>28,242</b>	<b>28,244</b>
<b>Transactions with owners</b>					
<b>Contributions by owners</b>					
Equity injection - Appropriations	5.1A	8,385	1,321	1,000	8,385
Departmental capital budget	5.1A	756	760	757	753
<b>Total transactions with owners</b>		<b>9,141</b>	<b>2,081</b>	<b>1,757</b>	<b>9,138</b>
<b>Closing balance as at 30 June</b>		<b>37,385</b>	<b>28,244</b>	<b>29,999</b>	<b>37,382</b>
<b>RETAINED EARNINGS</b>					
<b>Opening balance</b>					
Balance carried forward from previous period		(262)	(1,701)	(3,001)	(262)
Adjustment on initial application of AASB 16		-	-	-	1,387
<b>Adjusted opening balance</b>		<b>(262)</b>	<b>(1,701)</b>	<b>(3,001)</b>	<b>1,125</b>
<b>Comprehensive income</b>					
Surplus/(Deficit) for the period		12,071	1,439	(1,300)	(1,848)
<b>Total comprehensive income</b>		<b>12,071</b>	<b>1,439</b>	<b>(1,300)</b>	<b>(1,848)</b>
<b>Closing balance as at 30 June</b>		<b>11,809</b>	<b>(262)</b>	<b>(4,301)</b>	<b>(723)</b>
<b>ASSET REVALUATION RESERVE</b>					
<b>Opening balance</b>					
Balance carried forward from previous period		2,497	13,218	13,219	2,497
<b>Opening balance</b>		<b>2,497</b>	<b>13,218</b>	<b>13,219</b>	<b>2,497</b>
<b>Comprehensive income</b>					
Other comprehensive income	3.2	-	(10,721)	-	-
<b>Total comprehensive income</b>		<b>-</b>	<b>(10,721)</b>	<b>-</b>	<b>-</b>
<b>Closing balance as at 30 June</b>		<b>2,497</b>	<b>2,497</b>	<b>13,219</b>	<b>2,497</b>
<b>TOTAL EQUITY</b>					
<b>Opening balance</b>					
Balance carried forward from previous period		30,479	37,680	38,460	30,479
Adjustment for changes in accounting policies		-	-	-	1,387
<b>Adjusted opening balance</b>		<b>30,479</b>	<b>37,680</b>	<b>38,460</b>	<b>31,866</b>
<b>Comprehensive income</b>					
Surplus/(Deficit) for the period		12,071	1,439	(1,300)	(1,848)
Other comprehensive income	3.2	-	(10,721)	-	-
<b>Total comprehensive income</b>		<b>12,071</b>	<b>(9,282)</b>	<b>(1,300)</b>	<b>(1,848)</b>
<b>Transactions with owners</b>					
<b>Contributions by owners</b>					
Equity injection - Appropriations	5.1A	8,385	1,321	1,000	8,385
Departmental capital budget	5.1A	756	760	757	753
<b>Total transactions with owners</b>		<b>9,141</b>	<b>2,081</b>	<b>1,757</b>	<b>9,138</b>
<b>Closing balance as at 30 June</b>		<b>51,691</b>	<b>30,479</b>	<b>38,917</b>	<b>39,156</b>

The above statement should be read in conjunction with the accompanying notes.

#### Accounting Policy

##### Equity injections

Amounts appropriated which are designated as 'equity injections' for a year (less any formal reductions) and Departmental Capital Budgets (DCBs) are recognised directly in contributed equity in that year.

#### Budget Variances Commentary

##### Statement of Changes in Equity

###### Contributed equity

Contributed equity is \$7.385m (739%) more than budget due to the refurbishment funding for the National Education Centre for the Great Barrier Reef (Reef HQ Aquarium) received at MYEFO 2019-20. This was adjusted at the revised budget.

###### Retained earnings

Brought forward \$2.739m (91%) more than budget in retained earnings, primarily due to 2018-19 underspends that contributed to the additional surplus in the prior year, post the 2019-20 budget finalisation. As per Statement of Comprehensive Income Budget Variances Commentary, additional revenue offset by additional supplier payments led to an overall surplus for 2019-20.

###### Asset revaluation reserve

Reserves \$10.722m (81%) less than budget due to the reduction to the total fair value of non-financial assets in 2018-19 from the comprehensive independent valuation. This was adjusted at the revised budget.

##### Affected line items and statement

Equity injection - Appropriations

Balance carried forward from previous period

Surplus/(deficit) for the period

Balance carried forward from previous period

# FINANCES

## Cash Flow Statement for the period ended 30 June 2020

	Notes	2020 \$'000	2019 \$'000	Original Budget \$'000	Revised Budget \$'000
<b>OPERATING ACTIVITIES</b>					
<b>Cash received</b>					
Appropriations		35,107	53,802	45,826	46,398
Receipts from Government and industry partners		20,691	10,321	11,460	13,470
Sale of goods and rendering of services		2,184	2,581	3,008	3,058
GST received from debtors		113	115	-	-
Receipts from Queensland Government for Field Management Program		12,710	13,280	12,709	12,709
Receipts from other		362	186	50	-
<b>Total cash received</b>		<b>71,167</b>	<b>80,285</b>	<b>73,053</b>	<b>75,635</b>
<b>Cash used</b>					
Grants		279	27	97	97
Employees		24,919	25,146	26,803	26,803
Suppliers		27,503	34,199	27,948	29,152
GST paid to suppliers		3,696	3,685	-	-
Interest payments on lease liabilities		44	-	-	32
Payments to Queensland Government for Field Management Program		20,359	18,041	18,205	18,205
<b>Total cash used</b>		<b>76,800</b>	<b>81,098</b>	<b>73,053</b>	<b>74,289</b>
<b>Net cash from/(used by) operating activities</b>		<b>(5,633)</b>	<b>(813)</b>	<b>-</b>	<b>1,346</b>
<b>INVESTING ACTIVITIES</b>					
<b>Cash used</b>					
Purchase of property, plant and equipment	3.2	4,306	2,769	1,757	9,138
<b>Total cash used</b>		<b>4,306</b>	<b>2,769</b>	<b>1,757</b>	<b>9,138</b>
<b>Net cash used by investing activities</b>		<b>(4,306)</b>	<b>(2,769)</b>	<b>(1,757)</b>	<b>(9,138)</b>
<b>FINANCING ACTIVITIES</b>					
<b>Cash received</b>					
Contributed equity		9,141	2,081	1,757	9,138
<b>Total cash received</b>		<b>9,141</b>	<b>2,081</b>	<b>1,757</b>	<b>9,138</b>
<b>Cash used</b>					
Principal payments of lease liabilities		(1,456)	-	-	(1,346)
<b>Total cash used</b>		<b>(1,456)</b>	<b>-</b>	<b>-</b>	<b>(1,346)</b>
<b>Net Cash from Financing activities</b>		<b>7,685</b>	<b>2,081</b>	<b>1,757</b>	<b>7,792</b>
<b>Net (decrease) in cash held</b>		<b>(2,254)</b>	<b>(1,501)</b>	<b>-</b>	<b>-</b>
Cash and cash equivalents at the beginning of the reporting period		34,603	36,104	36,104	34,603
<b>Cash and cash equivalents at the end of the reporting period</b>	3.1A	<b>32,349</b>	<b>34,603</b>	<b>36,104</b>	<b>34,603</b>

The above statement should be read in conjunction with the accompanying notes.

Budget Variances Commentary	Affected line items and statement
<b>Cash Flow Statement</b>	
<b>Operating activities - Cash Received</b>	
Received \$10.719m (23%) less than budget due to unspent appropriations as per note 5.1.	Appropriations
Received \$9.501m (81%) more than budget as per the Statement of Comprehensive Income Budget Variances Commentary.	Receipts from Government and industry partners
<b>Operating activities - Cash Used</b>	
GST paid to suppliers \$3.696m was not separated from suppliers in the original or revised budgets.	GST paid to suppliers
Paid \$2.334m (12%) more than budget to the Queensland Government for the Field Management Program due to the rebalancing of the work performed by both parties in the 50-50 funded program.	Payments to Queensland Government for Field Management Program
<b>Investing activities - Cash Used</b>	
Paid \$2.548m (145%) more for property plant and equipment is due to the refurbishment funding for the National Education Centre for the Great Barrier Reef (Reef HQ Aquarium) received at MYEFO 2019-20.	Purchase of property, plant and equipment
<b>Financing activities - Cash Received</b>	
Contributed equity is \$7.384m (420%) more than budget due to the refurbishment funding for the National Education Centre for the Great Barrier Reef (Reef HQ Aquarium) received at MYEFO 2019-20. This was adjusted at the revised budget.	Contributed equity

## FINANCES

### Administered Schedule of Comprehensive Income for the period ended 30 June 2020

	Notes	2020 \$'000	2019 \$'000	Original Budget \$'000	Revised Budget \$'000
<b>NET COST OF SERVICES</b>					
<b>INCOME</b>					
<b>Revenue</b>					
<b>Non-taxation revenue</b>					
Environmental management charge	2.1A	8,711	11,449	11,000	11,000
Infringement notices	2.1A	249	335	80	80
Rent from island properties	2.1B	249	348	364	364
<b>Total non-taxation revenue</b>		<b>9,209</b>	<b>12,132</b>	<b>11,444</b>	<b>11,444</b>
<b>Total revenue</b>		<b>9,209</b>	<b>12,132</b>	<b>11,444</b>	<b>11,444</b>
<b>Total income</b>		<b>9,209</b>	<b>12,132</b>	<b>11,444</b>	<b>11,444</b>
<b>Net contribution by services</b>		<b>9,209</b>	<b>12,132</b>	<b>11,444</b>	<b>11,444</b>
<b>Surplus</b>		<b>9,209</b>	<b>12,132</b>	<b>11,444</b>	<b>11,444</b>
<b>OTHER COMPREHENSIVE INCOME</b>					
<b>Items not subject to subsequent reclassification to net cost of services</b>					
Changes in asset revaluation surplus	4.2A	(384)	(741)	-	-
<b>Items subject to subsequent reclassification to net cost of services</b>					
Gains/(Losses) on financial assets at fair value through other comprehensive income		-	-	-	-
<b>Total other comprehensive income</b>		<b>(384)</b>	<b>(741)</b>	<b>-</b>	<b>-</b>
<b>Total comprehensive income</b>		<b>8,825</b>	<b>11,391</b>	<b>11,444</b>	<b>11,444</b>

The above schedule should be read in conjunction with the accompanying notes.

<b>Budget Variances Commentary</b>	
<b>Statement of Comprehensive Income</b>	<b>Affected line items and statement</b>
<b>Revenue</b>	
Received \$2.289m (21%) less than budget in environmental management charge, due to the impact on the tourism industry from COVID-19 and the Government subsequently waiving the charge from 1/1/2020 to 31/12/2020.	Environmental management charge



# FINANCES

<b>Administered Schedule of Assets and Liabilities</b>					
<i>as at 30 June 2020</i>					
	<b>Notes</b>	<b>2020 \$'000</b>	<b>2019 \$'000</b>	<b>Original Budget \$'000</b>	<b>Revised Budget \$'000</b>
<b>ASSETS</b>					
<b>Financial Assets</b>					
Receivables - Environmental management charge	4.1A	179	2,128	2,094	2,048
Receivables - CDPP Court ordered fines	4.1A	662	619	699	699
<b>Total financial assets</b>		<b>841</b>	<b>2,747</b>	<b>2,793</b>	<b>2,747</b>
<b>Non-Financial Assets</b>					
Island properties	4.2A	2,996	3,380	4,121	3,380
<b>Total non-financial assets</b>		<b>2,996</b>	<b>3,380</b>	<b>4,121</b>	<b>3,380</b>
<b>Total assets administered on behalf of Government</b>		<b>3,837</b>	<b>6,127</b>	<b>6,914</b>	<b>6,127</b>
<b>LIABILITIES</b>					
<b>Payables</b>					
Environmental management charge payable to Commonwealth	4.3A	179	2,128	2,094	2,048
CDPP court ordered fines payable to Commonwealth	4.3A	662	619	699	699
<b>Total payables</b>		<b>841</b>	<b>2,747</b>	<b>2,793</b>	<b>2,747</b>
<b>Total liabilities administered on behalf of Government</b>		<b>841</b>	<b>2,747</b>	<b>2,793</b>	<b>2,747</b>
<b>Net assets</b>		<b>2,996</b>	<b>3,380</b>	<b>4,121</b>	<b>3,380</b>

The above schedule should be read in conjunction with the accompanying notes.

<b>Budget Variances Commentary</b>	<b>Affected line items and statement</b>
<p><b>Statement of Financial Position</b></p> <p><b>Assets</b>                      Accrued receivables were \$1.915m (91%) less than budget in environmental management charge, due to the impact on the tourism industry from COVID-19 and the Government subsequently waiving the charge from 1/1/2020 to 31/12/2020.                      Island properties are \$1.125m (27%) less than budget, due the 2019-20 Portfolio Budget Statements being settled before the revaluations in the 2018-19 and 2019-20 were finalised.</p> <p><b>Liabilities</b>                      Accrued payables were \$1.915m (91%) less than budget in environmental management charge, due to the impact on the tourism industry from COVID-19 and the Government subsequently waiving the charge from 1/1/2020 to 31/12/2020.</p>	<p>Receivables - Environmental management charge</p> <p>Island properties</p> <p>Payables - Environmental management charge</p>

## FINANCES

<b>Administered Reconciliation Schedule</b>			
<i>for the period ended 30 June 2020</i>			
	Notes	2020 \$'000	2019 \$'000
<b>Opening assets less liabilities as at 1 July</b>		<b>3,380</b>	4,121
<b>Net contribution by services</b>			
Income		9,209	12,132
<b>Transfers (to) the Australian Government:</b>			
Appropriation transfers to Official Public Account			
Transfers to OPA		(9,209)	(12,132)
<b>Other comprehensive income</b>			
Administered revaluations taken to reserves		(384)	(741)
<b>Closing assets less liabilities as at 30 June</b>		<b>2,996</b>	3,380

The above schedule should be read in conjunction with the accompanying notes.

<b>Accounting Policy</b>	
<i>Administered Cash Transfers to and from the Official Public Account</i>	
Revenue collected by the GBRMPA for use by the Government is administered revenue. Collections are transferred to the Official Public Account (OPA) maintained by the Department of Finance. Conversely, cash is drawn from the OPA to make payments under Parliamentary appropriation on behalf of the Government. These transfers to and from the OPA are adjustments to the administered cash held by the GBRMPA on behalf of the Government and reported as such in the schedule of administered cash flows and in the administered reconciliation schedule.	

<b>Administered Cash Flow Statement</b>					
<i>for the period ended 30 June 2020</i>					
	Notes	2020 \$'000	2019 \$'000	Original Budget \$'000	Revised Budget \$'000
<b>OPERATING ACTIVITIES</b>					
<b>Cash received</b>					
Rent from island properties		249	348	364	364
Infringement notices		249	335	80	80
Environmental management charge		8,711	11,449	11,000	11,000
<b>Total cash received</b>		<b>9,209</b>	12,132	11,444	11,444
<b>Net cash flows from operating activities</b>		<b>9,209</b>	12,132	11,444	11,444
<b>Cash to Official Public Account</b>					
Environmental Management Charge		8,711	11,449	11,000	11,000
Other		498	683	444	444
		<b>9,209</b>	12,132	11,444	11,444
<b>Cash and cash equivalents at the end of the reporting period</b>		-	-	-	-

The above statement should be read in conjunction with the accompanying notes.

<b>Budget Variances Commentary</b>	
<b>Administered Cash Flow Statement</b>	<b>Affected line items and statement</b>
<b>Assets</b>	
<b>Cash received and Cash to Official Public Account</b>	
Received and transferred \$2.289m (21%) less than budget in environmental management charge, due to the impact on the tourism industry from COVID-19 and the Government subsequently waiving the charge from 1/1/2020 to 31/12/2020.	Environmental management charge

## FINANCES

# Table of contents - Notes

Overview	110
<b>Financial Performance</b>	<b>111</b>
1.1 Expenses	111
1.2 Own Source Revenue and Gains	112
<b>Income and Expenses Administered on Behalf of Government</b>	<b>114</b>
2.1 Administered – Income	114
<b>Financial Position</b>	<b>115</b>
3.1 Financial Assets	115
3.2 Non-Financial Assets	116
3.3 Payables	118
3.4 Provisions	119
3.5 Leases	119
<b>Assets and Liabilities Administered on Behalf of Government</b>	<b>120</b>
4.1 Administered – Financial Assets	120
4.2 Administered – Non-Financial Assets	120
4.3 Administered – Payables	121
<b>Funding</b>	<b>122</b>
5.1 Appropriations	123
5.2 Regulatory Charging Summary	123
5.3 Net Cash Appropriation Arrangements	123
5.4 Field Management Special Account	124
<b>People and Relationships</b>	<b>125</b>
6.1 Employee Provisions	125
6.2 Key Management Personnel Remuneration	126
6.3 Related Party Disclosures	126
<b>Managing Uncertainties</b>	<b>127</b>
7.1 Contingent Assets and Liabilities	127
7.2 Financial Instruments	127
7.3 Administered – Financial Instruments	128
7.4 Fair Value Measurements	129
7.5 Administered – Fair Value Measurements	129
<b>Other Information</b>	<b>130</b>
8.1 Aggregate Assets and Liabilities	130

## Overview

### Objectives of the Great Barrier Reef Marine Park Authority

The Great Barrier Reef Marine Park Authority (GBRMPA) is an Australian Government controlled non-corporate entity. It is a not-for-profit entity. Under the *Great Barrier Reef Marine Park Act 1975*, the Authority is responsible for managing one of the world's premier natural resources - the Great Barrier Reef Marine Park.

The GBRMPA and the Queensland Government jointly manage the Marine Park and this close collaboration is critically important for effectively managing such a large, diverse and complex marine area. The GBRMPA continues to work closely with other Australian Government entities, particularly the Department of Agriculture, Water and the Environment, and other industry partners, particularly the Great Barrier Reef Foundation, to implement the Reef 2050 Plan.

The continued existence of the GBRMPA in its present form and with its present programs is dependent on Government policy and on continued funding by Parliament for the GBRMPA's administration and programs.

GBRMPA activities contributing toward this outcome are classified as either departmental or administered. Departmental activities involve the use of assets, liabilities, income and expenses controlled or incurred by the GBRMPA in its own right. Administered activities involve the management or oversight by the GBRMPA, on behalf of the Government, of items controlled or incurred by the Government.

The GBRMPA conducts the following administered activities on behalf of the Government:

- a) Collection of the Environmental Management Charge (EMC) and Infringements; and
- b) Management of Commonwealth Islands land, heritage buildings and lease revenue.

### Basis of Preparation of the Financial Statements

The financial statements are general purpose financial statements and are required by Section 42 of the *Public Governance, Performance and Accountability Act 2013*.

The financial statements have been prepared in accordance with:

- a) *Public Governance, Performance and Accountability (Financial Reporting) Rule 2015 (FRR)*; and
- b) Australian Accounting Standards and Interpretations – Reduced Disclosure Requirements issued by the Australian Accounting Standards Board (AASB) that apply for the reporting period.

The financial statements have been prepared on an accrual basis and in accordance with the historical cost convention, except for certain assets and liabilities at fair value. Except where stated, no allowance is made for the effect of changing prices on the results or the financial position.

The financial statements are presented in Australian dollars and values are rounded to the nearest thousand dollars unless otherwise specified.

### Significant Accounting Judgements and Estimates

In the process of applying the accounting policies listed in this note, the GBRMPA has made the following judgements that have the most significant impact on the amounts recorded in the financial statements:

- Recognition of revenue from contracts with customers – Refer Note 1.2: Own-Source Revenue and Gains
- Fair value of buildings, plant and equipment – Refer Note 3.2: Non-Financial Assets
- Remaining useful lives of buildings, infrastructure, plant and equipment – Refer Note 3.2: Non-Financial Assets
- Douglas Shoal provision - Refer Note 3.4: Provisions
- Environmental Management Charge Provision - Refer Note 3.4: Provisions
- Employee entitlement provision – Refer Note 6.1: Employee Provisions

No accounting assumptions or estimates have been identified that have a significant risk of causing a material adjustment to the carrying amounts of assets and liabilities within the next reporting period.

### New Australian Accounting Standards

#### Adoption of New Australian Accounting Standard Requirements

The following new accounting standards had application dates within the financial year:

#### ***AASB 15 Revenue from Contracts with Customers / AASB 2016-8 Amendments to Australian Accounting Standards - Australian Implementation Guidance for Not-for-Profit Entities and AASB 1058 Income of Not-for-Profit Entities***

AASB 15, AASB 2016-8 and AASB 1058 became effective 1 July 2019.

AASB 15 establishes a comprehensive framework for determining whether, how much and when revenue is recognised. It replaces existing revenue recognition guidance, including AASB 118 Revenue, AASB 111 Construction Contracts and Interpretation 13 Customer Loyalty Programmes. The core principle of AASB 15 is that an entity recognises revenue to depict the transfer of promised goods or services to customers in an amount that reflects the consideration to which the entity expects to be entitled in exchange for those goods or services.



### Overview (cont)

AASB 1058 is relevant in circumstances where AASB 15 does not apply. AASB 1058 replaces most of the not-for-profit (NFP) provisions of AASB 1004 Contributions and applies to transactions where the consideration to acquire an asset is significantly less than fair value principally to enable the entity to further its objectives, and where volunteer services are received. The details of the changes in accounting policies, transitional provisions and adjustments are disclosed below and in the relevant notes to the financial statements.

#### *Application of AASB 15 Revenue from Contracts with Customers and AASB 1058 Income of Not-for-Profit Entities*

the GBRMPA adopted AASB 15 and AASB 1058 using the modified retrospective approach, under which the cumulative effect of initial application is recognised in retained earnings at 1 July 2019. Accordingly, the comparative information presented for 2019 is not restated, that is, it is presented as previously reported under the various applicable AASBs and related interpretations.

Under the new income recognition model the GBRMPA shall first determine whether an enforceable agreement exists and whether the promises to transfer goods or services to the customer are 'sufficiently specific'. If an enforceable agreement exists and the promises are 'sufficiently specific' (to a transaction or part of a transaction), the GBRMPA applies the general AASB 15 principles to determine the appropriate revenue recognition. If these criteria are not met, the GBRMPA shall consider whether AASB 1058 applies.

In relation to AASB 15, the GBRMPA elected to apply the new standard to all new and uncompleted contracts from the date of initial application. The GBRMPA is required to aggregate the effect of all of the contract modifications that occur before the date of initial application. There was no impact on the GBRMPA transitioning to AASB 15.

In terms of AASB 1058, the GBRMPA is required to recognise volunteer services at fair value if those services would have been purchased if not provided voluntarily, and the fair value of those services can be measured reliably. There were no volunteer service provided that would have otherwise been procured.

#### **AASB 16 Leases**

AASB 16 became effective on 1 July 2019.

This new standard has replaced *AASB 117 Leases, Interpretation 4 - Determining whether an arrangement contains a Lease, Interpretation 115 Operating Leases—Incentives and Interpretation 127 - Evaluating the substance of transactions involving the legal form of a Lease.*

AASB 16 provides a single lessee accounting model, requiring the recognition of assets and liabilities for all leases, together with options to exclude leases where the lease term is 12 months or less, or where the underlying asset is of low value. AASB 16 substantially carries forward the lessor accounting in AASB 117, with the distinction between operating leases and finance leases being retained. The details of the changes in accounting policies, transitional provisions and adjustments are disclosed below and in the relevant notes to the financial statements.

#### *Application of AASB 16 Leases*

The GBRMPA adopted AASB 16 using the modified retrospective approach, under which the cumulative effect of initial application is recognised in retained earnings at 1 July 2019. Accordingly, the comparative information presented for 2019 is not restated, that is, it is presented as previously reported under AASB 117 and related interpretations.

The GBRMPA elected to apply the practical expedient to not reassess whether a contract is, or contains a lease at the date of initial application. Contracts entered into before the transition date that were not identified as leases under AASB 117 were not reassessed. The definition of a lease under AASB 16 was applied only to contracts entered into or changed on or after 1 July 2019.

AASB 16 provides for certain optional practical expedients, including those related to the initial adoption of the standard. The GBRMPA applied the following practical expedients when applying AASB 16 to leases previously classified as operating leases under AASB 117:

- Apply a single discount rate to a portfolio of leases with reasonably similar characteristics;
- Exclude initial direct costs from the measurement of right-of-use assets at the date of initial application for leases where the right-of-use asset was determined as if AASB 16 had been applied since the commencement date;
- Reliance on previous assessments on whether leases are onerous as opposed to preparing an impairment review under *AASB 136 Impairment of Assets* as at the date of initial application; and
- Applied the exemption not to recognise right-of-use assets and liabilities for leases with less than 12 months of lease term remaining as of the date of initial application.

As a lessee, the GBRMPA previously classified leases as operating or finance leases based on its assessment of whether the lease transferred substantially all of the risks and rewards of ownership. Under AASB 16, the GBRMPA now recognises right-of-use assets and lease liabilities for operating leases unless; they are considered low value based on the value of the underlying asset when new, or they have a term of 12 months or less, or they expired within 12 months of transition.

On adoption of AASB 16, the GBRMPA recognised right-of-use assets and lease liabilities in relation to leases of property/buildings, motor vehicles, and office equipment which had previously been classified as operating leases. The lease liabilities were measured at the present value of the remaining lease payments, discounted using the GBRMPA's incremental borrowing rate as at 1 July 2019. The GBRMPA's incremental borrowing rate is the rate at which a similar borrowing could be obtained from an independent creditor under comparable terms and conditions. The weighted-average rate applied was 1.88%.

The right-of-use assets were measured at an amount equal to the lease liability, adjusted by the amount of any prepaid or accrued lease payments.

## FINANCES

### Overview (cont)

#### Impact on transition

On transition to AASB 16, the GBRMPA recognised additional right-of-use assets and additional lease liabilities. The impact on transition is summarised below as at 1 July 2019:

	<b>1 July 2019</b>
<b>Departmental</b>	
Right-of-use assets - property, plant and equipment	2,787
Lease liabilities	(2,787)

The following table reconciles the GBRMPA minimum lease commitments disclosed in the 30 June 2019 annual financial statements to the amount of lease liabilities recognised on 1 July 2019:

Minimum operating lease commitment as at 30 June 2019	3,194
Less: short-term and low value leases not recognised under AASB 16	(352)
<b>Undiscounted lease payments</b>	<b>2,842</b>
Less: effect of discounting using the incremental borrowing rate as at the date of initial application	(55)
<b>Lease liabilities recognised at 1 July 2019</b>	<b>2,787</b>

#### Budgetary Reporting of Major Variances (AASB1055)

The Budget Variances Commentary provides a comparison between the original budget reported in the Portfolio Budget Statements 2019-20, the revised budget presented in the Portfolio Additional Estimates Statements 2019-20, and the final financial outcome in the 2019-20 financial statements. Neither the original or revised budgets provided are audited, however major changes in budget have been explained as part of the variance analysis where relevant.

Variances are considered to be 'major' where:

- (a) the variance between budget and actual is greater than +/-10% of the budget for the line items; and
- (b) the variance between budget and actual is greater than +/-2% of the relevant budget base.

The relevant budget bases are:

- **Departmental** - Total Expenses
- **Administered** - Total Income

Variance explanations will also be provided where there have been major changes to business activities that may not be numerically material but by nature may assist users in understanding underlying business changes that may have occurred since the original budget was released.

Where a revised budget has been presented to Parliament, the GBRMPA may include variance explanations of major variances between the revised budget and actual amounts where they are considered relevant to an assessment of the discharge of accountability and to an analysis of the performance of the GBRMPA.

#### Taxation

The GBRMPA is exempt from all forms of taxation except Fringe Benefits Tax (FBT) and the Goods and Services Tax (GST).

#### Reef HQ

The Reef HQ building was funded as a Commonwealth-State Bicentennial project, through the Great Barrier Reef Wonderland Association Incorporated (the Association) on land leased from the Townsville Port Authority. Following the winding up of the Association in September 2001 the lease arrangement for the land is now between the Great Barrier Reef Marine Park Authority and the Townsville Port Authority for \$1. This operating lease has been assessed retrospectively under *AASB 16 Leases* at the date of initial application. With no lease payments in the arrangement this results in a lease liability of zero, and accordingly when applying the cost model in the standard, a right of use asset of zero.

#### Insurance

The GBRMPA is insured for risks through the Government's insurable managed fund Comcover. This includes insurance cover for the operation of Reef HQ aquarium. Workers compensation is insured through Comcare Australia.

#### Reporting of Administered activities

Administered revenues, expenses, assets, liabilities and cash flows are disclosed in the administered schedules and related notes.

Except where otherwise stated, administered items are accounted for on the same basis and using the same policies as for departmental items, including the application of Australian Accounting Standards.

#### Events After the Reporting Period

##### Departmental

There was no subsequent events that had the potential to significantly affect the ongoing structure and financial activities of the GBRMPA.

##### Administered

There were no subsequent events that had the potential to significantly affect the ongoing structure and financial activities of the GBRMPA.

## FINANCES

### Financial Performance

This section analyses the financial performance of Great Barrier Reef Marine Park Authority for the year ended 30 June

#### 1.1: Expenses

	Notes	2020 \$'000	2019 \$'000
<b>1.1A: Employee Benefits</b>			
Wages and salaries		19,200	18,036
Superannuation			
Defined contribution plans		1,278	1,245
Defined benefit plans		2,116	1,978
Leave and other entitlements		2,528	2,533
Separation and redundancies		315	-
Other employee benefits		135	261
Fringe benefit tax		(13)	31
<b>Total employee benefits</b>		<b>25,559</b>	<b>24,084</b>

#### Accounting Policy

Accounting policies for employee related expenses is contained in the People and relationships section (refer 6.1).

#### 1.1B: Suppliers

##### Goods and services supplied or rendered

Aircraft and vessel charter costs	1,226	1,064
Consultants	760	1,853
Contractors	18,762	18,462
Employee related and training	379	688
Employment agency temporary staff	2,821	3,066
External audit fees	52	53
Internal audit fees	91	88
IT Services	1,255	880
Legal fees and other legal	378	371
Library and subscriptions	75	184
Meetings and engagement costs	100	204
Property and minor equipment	702	825
Reef HQ general expenses	799	771
Telephone and communications	721	734
Travel	1,513	2,133
Utilities	495	560
Other general expenses	640	455
<b>Total goods and services supplied or rendered</b>	<b>30,769</b>	<b>32,391</b>
Goods supplied	742	1,003
Services rendered	30,027	31,388
<b>Total goods and services supplied or rendered</b>	<b>30,769</b>	<b>32,391</b>

##### Other Suppliers

Low value leases	15	-
Operating lease rentals <sup>1</sup>	-	1,601
Short-term leases	185	-
Workers compensation premiums	106	98
<b>Total other suppliers</b>	<b>306</b>	<b>1,699</b>
<b>Total suppliers</b>	<b>31,075</b>	<b>34,090</b>

1. The GBRMPA has applied AASB 16 using the modified retrospective approach and therefore the comparative information has not been restated and continues to be reported under AASB 117.

The GBRMPA had no short-term lease commitments as at 30 June 2020.

The above lease disclosures should be read in conjunction with the accompanying notes 1.1C, 3.2 and 3.5.

#### Accounting Policy

##### Short-term leases and leases of low-value assets

The GBRMPA has elected not to recognise right-of-use assets and lease liabilities for short-term leases of assets that have a lease term of 12 months or less and leases of low-value assets (less than \$10,000). The GBRMPA recognises the lease payments associated with these leases as an expense on a straight-line basis over the lease term.

#### 1.1C: Finance Costs

Finance Leases <sup>1</sup>	44	-
<b>Total finance costs</b>	<b>44</b>	<b>-</b>

1. The GBRMPA has applied AASB 16 using the modified retrospective approach and therefore the comparative information has not been restated and continues to be reported under AASB 117.

The above lease disclosure should be read in conjunction with the accompanying notes 1.1B, 3.2 and 3.5.

#### Accounting Policy

All borrowing costs are expensed as incurred.

## FINANCES

### 1.2 Own-Source Revenue and Gains

	Notes	2020 \$'000	2019 \$'000
<b>Own-Source Revenue</b>			
<b>1.2A: Revenue from contracts with customers</b>			
Sale of goods <sup>1</sup>		210	302
Rendering of services <sup>1</sup>		1,594	2,118
<b>Total revenue from contracts with customers</b>		<b>1,804</b>	<b>2,420</b>

1. The GBRMPA's revenue from contracts with customers relates to point in time sales of goods and tickets for the Reef HQ Aquarium.

#### Accounting Policy

Revenue is recognised either at a point in time for services rendered or over time in accordance to contractual milestones, when (or as) the GBRMPA satisfies performance obligations by transferring the promised goods or services to its customers.

The GBRMPA recognises contract liabilities for consideration received in respect of performance obligations paid for up-front and reports these amounts as contractual liabilities in the statement of financial position. Similarly, if the GBRMPA satisfies a performance obligation before it receives the consideration, the GBRMPA recognises either a contractual asset or a receivable in its statement of financial position, depending on whether something other than the passage of time is required before the consideration is due.

The transaction price is the total amount of consideration to which the GBRMPA expects to be entitled to exchange for transferring of contracted goods or services to a customer. The consideration promised in a contract with a customer may include fixed amounts, variable amounts or both.

Receivables for services, which have 30 day terms, are recognised at the nominal amounts due less any impairment allowance account

Collectability of debts is reviewed at end of the reporting period. Allowances are made when collectability of the debt is no longer probable.

#### Accounting Judgement and Estimates

Revenue recognition for contractual revenue with customers has significant judgements applied to performance obligations. The determination of the revenue recognition is based on contractual term, time and materials at a point in time, transaction price, satisfaction that control has passed to a client, identification of costs that can be capitalised, and any material variations to contracts. If a contract with the GBRMPA contracts has multiple deliverables, the transaction price is allocated to each performance milestone and revenue is recognised based on the actual services provided as a proportion of the total services to be provided because the customer receives and uses the benefits simultaneously. This is determined on the actual costs of the project relative to the total expected costs of the project.

## FINANCES

### 1.2 Own-Source Revenue and Gains (cont)

	Notes	2020 \$'000	2019 \$'000
<b>Own-Source Revenue</b>			
<b>1.2B: Fee and fines</b>			
Permit assessment fees	5.2	214	276
<b>Total fees and fines</b>		<b>214</b>	<b>276</b>
<b>1.2C: Grants received from Government and Industry Partners</b>			
Capacity Building for Indigenous Rangers <sup>1</sup>		1,221	991
Crown of Thorns Starfish Control 2016-20 <sup>2</sup>		8,575	5,125
Crown of Thorns Starfish Control 2019-22 <sup>4</sup>		6,877	-
Curtis Island Offsets Program <sup>2</sup>		2,642	2,908
Great Barrier Reef Green Turtle Research Program <sup>2</sup>		144	-
International Coral Reef Initiative Co-Chairing <sup>3</sup>		797	385
National Landcare Reef Integrated Marine Monitoring and Reporting Program <sup>2</sup>		435	-
Reef Integrated Marine Monitoring and Reporting Program <sup>2</sup>		-	912
<b>Total grants received from Government and Industry Partners</b>		<b>20,691</b>	<b>10,321</b>
1. Funding received directly from Department of the Prime Minister and Cabinet			
2. Funding received directly from Department of Agriculture, Water and the Environment			
3. Funding received directly from Department of Foreign Affairs and Trade			
4. Funding received directly from the Great Barrier Reef Foundation			
<b>1.2D: Other Revenue</b>			
Other revenue		308	133
Sale of assets		1	3
<b>Total other revenue</b>		<b>309</b>	<b>136</b>
<b>1.2E: Other Gains</b>			
Resources received free of charge - external audit services		52	53
<b>Total gains</b>		<b>52</b>	<b>53</b>

#### Accounting Policy

##### Resources Received Free of Charge

Resources received free of charge are recognised as revenue when, and only when, a fair value can be reliably determined and the services would have been purchased if they had not been donated. Use of those resources are recognised as an expense. Resources received free of charge are recorded as either revenue or gains depending on their nature.

##### Sale of Assets

Gains from disposal of assets are recognised when control of the asset has passed to the buyer.

#### 1.2F: Revenue from Government

Appropriations			
Departmental appropriation		31,500	29,807
Departmental special appropriation		11,333	11,449
Field management program	5.4	12,740	11,965
<b>Total revenue from Government</b>		<b>55,573</b>	<b>53,221</b>

#### Accounting Policy

##### Revenue from Government

Amounts appropriated for departmental appropriations for the year (adjusted for any formal additions and reductions) are recognised as Revenue from Government when the GBRMPA gains control of the appropriation. Where amounts relate to activities that are reciprocal in nature, revenue is recognised only when it has been earned. Appropriations receivable are recognised at their nominal amounts.

##### Special Appropriation

The GBRMPA, as agent for the Commonwealth, collects an Environmental Management Charge (EMC) from permit holders who collect on behalf of individual tourists and remit to the GBRMPA. Amounts collected are paid into the Official Public Account (OPA). The GBRMPA receives an equivalent amount via a special appropriation (*GBRMP Act s65A*) for its operations. Special appropriation is recognised when the GBRMPA has the right to receive the revenue and it can be reliably measured. This is deemed to occur when monies are received by the GBRMPA from permit holders.



## FINANCES

### Income and Expenses Administered on Behalf of Government

This section analyses the activities that the Great Barrier Reef Marine Park Authority does not control but administers on behalf of the Government. Unless otherwise noted, the accounting policies adopted are consistent with those applied for departmental reporting.

#### 2.1 Administered - Income

	Notes	2020 \$'000	2019 \$'000
<b>REVENUE</b>			
<b>Non-Taxation Revenue</b>			
<b>2.1A Fees and fines</b>			
Environmental management charge		8,711	11,449
Infringement notices		249	335
<b>Total fees and fines</b>		<b>8,960</b>	<b>11,784</b>
<b>2.1B Rental income</b>			
Commonwealth islands operating leases <sup>1</sup>		249	348
<b>Total rental income</b>		<b>249</b>	<b>348</b>

1. The GBRMPA has applied AASB 16 using the modified retrospective approach and therefore the comparative information has not been restated and continues to be reported under AASB 117.

#### Operating Leases

The Great Barrier Reef Marine Park Authority, in its capacity as lessor, manages two leases on behalf of the Commonwealth.

Dent Island 15 year lease to Hamilton West Pty Ltd expiring 31 January 2029 with an option to extend for 2 terms at 15 years each term.

Lady Elliot Island 10 year lease to Reef Resort Management Pty Ltd expiring 30 November 2025 with an option to extend for another 10 years.

The GBRMPA manages the risk associated with any rights it retains in the underlying assets through a regime of activities not limited to; general maintenance programs, regular inspections, environmental management plans, historic precinct management plans, operations committees, a bank guarantees, tenant insurance requirements, and public liability insurance.

	2020 \$'000
<b>Maturity analysis of operating lease income receivables:</b>	
Within 1 year	194
One to two years	377
Two to three years	384
Three to four years	391
Four to five years	398
More than 5 years	567
<b>Total undiscounted lease payments receivable</b>	<b>2,311</b>

The above lease disclosures should be read in conjunction with the accompanying note 4.2.

#### Accounting Policy

All administered revenues are revenues relating to ordinary activities performed by the GBRMPA on behalf of the Australian Government. As such, administered appropriations are not revenues of the GBRMPA as it oversees distribution or expenditure of the funds as directed.

The GBRMPA, as agent for the Commonwealth, collects an Environmental Management Charge (EMC) from permit holders who collect on behalf of individual tourists and remit to the GBRMPA. Other revenue received is from QLD Government State Penalties Enforcement Registry (SPER) that administer the recovery of infringement debts. Revenue is also generated from rent that is charged under leases associated with the use of the land including a number of heritage listed lighthouse properties. All amounts collected are paid into the Official Public Account (OPA).

## FINANCES

### Financial Position

This section analyses the Great Barrier Reef Marine Park Authority's assets used to conduct its operations and the operating liabilities incurred as a result. Employee related information is disclosed in the People and Relationships section.

#### 3.1 Financial Assets

	Notes	2020 \$'000	2019 \$'000
<b>3.1A: Cash and Cash Equivalents</b>			
Field Management special account - cash at bank	5.4	29,147	32,105
Field Management special account - cash held in OPA	5.4	2,739	2,178
Cash on Hand or on deposit		463	320
<b>Total cash and cash equivalents</b>		<b>32,349</b>	<b>34,603</b>

#### Accounting Policy

Cash is recognised at its nominal amount. Cash and cash equivalents includes:

- a) cash on hand;
- b) cash held in special accounts; and
- c) bank accounts.

#### 3.1B: Trade and Other Receivables

##### Goods and services receivables

Goods and services receivables<sup>1</sup>

		2,811	117
<b>Total goods and services receivables</b>		<b>2,811</b>	<b>117</b>

##### Appropriations receivable

Appropriations receivable

	5.1B	40,992	22,837
<b>Total appropriations receivable</b>		<b>40,992</b>	<b>22,837</b>

##### Other Receivables

GST receivable from the Australian Taxation Office (net)

Other

		(323)	472
		3	7
<b>Total other receivables</b>		<b>(320)</b>	<b>479</b>

##### Total trade and other receivables (gross)

		43,483	23,433
--	--	--------	--------

##### Total trade and other receivables (net)

		43,483	23,433
--	--	--------	--------

1. Goods and services receivable includes \$2.622m from the *Assistance for Severely Affected Regions (Special Appropriation) (Coronavirus Economic Response Package) Act 2020 (Cth)* to be drawn down in 2020-21.

Credit terms for goods and services were within 20 days (2019: 30 days).

#### Accounting Policy

##### Financial assets

Trade receivables, appropriations receivable, loans, and other receivables that are held for the purpose of collecting the contractual cash flows where the cash flows are solely payments of principal and interest, that are not provided at below-market interest rates, are subsequently measured at amortised cost using the effective interest method adjusted for any loss allowance.

**3.2 Non-Financial Assets**

**3.2-Reconciliation of the Opening and Closing Balances of Property, Plant and Equipment and Computer Software**

	Buildings	Leasehold Improvements	Plant & Equipment	Computer Software	Total
	\$'000	\$'000	\$'000	\$'000	\$'000
<b>As at 1 July 2019</b>					
Gross book value	6,553	80	3,505	2,859	12,997
Accumulated depreciation and impairment	(45)	(4)	(26)	(16)	(91)
<b>Total as at 1 July 2019</b>	<b>6,508</b>	<b>76</b>	<b>3,479</b>	<b>2,843</b>	<b>12,906</b>
Recognition of right of use asset on initial application of AASB 16	2,479	-	308	-	2,787
<b>Adjusted total as at 1 July 2019</b>	<b>8,987</b>	<b>76</b>	<b>3,787</b>	<b>2,843</b>	<b>15,693</b>
<b>Additions</b>					
Purchase or internally developed	3,862	-	331	113	4,306
Right-of-use assets	323	-	215	-	538
Disposals	-	-	(2)	-	(2)
Depreciation and amortisation	(358)	(49)	(548)	(207)	(1,162)
Depreciation on right-of-use assets	(1,263)	-	(149)	-	(1,412)
<b>Net book value 30 June 2020</b>	<b>11,551</b>	<b>27</b>	<b>3,634</b>	<b>2,749</b>	<b>17,961</b>
<b>Net book value as of 30 June 2020 represented by</b>					
Gross book value	13,217	80	4,357	2,972	20,626
Accumulated depreciation and impairment	(1,666)	(53)	(723)	(223)	(2,665)
<b>Net book value 30 June 2020</b>	<b>11,551</b>	<b>27</b>	<b>3,634</b>	<b>2,749</b>	<b>17,961</b>
Carrying amount of right-of-use assets	1,539	-	374	-	1,913

1. The current operating environment presented indicators of impairment, but none were realised for buildings, property plant and equipment and intangibles.
2. There are no property, plant and equipment and intangibles that are expected to be sold or disposed with the next 12 months.
3. The carrying amount of computer software included \$1.109m of purchased software and \$1.640m of internally generated software.

**Revaluations of non-financial assets**

Following on from independent comprehensive valuations in 2019, Pickles Valuation Services (PVS) completed an independent desktop valuation in 2020. For assets classified as having Level 2 inputs, PVS compared the Written Down Value (WDV) of the assets against similar assets in the most appropriate active market. This enabled PVS to ascertain that the WDV was materially in line with observable market data. For assets that were unable to be valued by identifiable observable market data an alternative approach was utilised. These assets were valued by the cost approach method, a depreciated replacement cost (DRC) approach, utilising Level 3 inputs. In doing so, the PVS review ensured the estimated replacement cost, total useful lives (TUL), and remaining useful lives (RUL) were in line with industry standards to ensure the DRC calculation was reliable. PVS have relied upon previous valuation and asset lives data to conduct this review, with result in 2019/20 being that no changes in value were recorded. Due to the impact of the COVID-19 outbreak, PVS also disclosed valuation and market uncertainty that is not measurable, but maintained that result was substantiated. The next scheduled comprehensive revaluation of GBRMPA's assets is in 2020-21 by an independent valuer. All increments and decrements have been transferred to accumulated depreciation firstly, and then the asset revaluation reserve. No decrements were expensed (2019: Nil).

**Contractual commitments for the acquisition of property, plant and equipment**

As at 30 June 2020, the GBRMPA had contractual commitments for asset acquisitions of \$1.086m (2019: \$0.795m).

# FINANCES

## 3.2 Non-Financial Assets ( cont)

### Accounting Policy

Assets are recorded at cost on acquisition except as stated below. The cost of acquisition includes the fair value of assets transferred in exchange and liabilities undertaken. Financial assets are initially measured at their fair value plus transaction costs where appropriate.

#### Asset Recognition Threshold

Purchases of property, plant and equipment are recognised initially at cost in the Statement of Financial Position, except for purchases costing less than \$5,000, which are expensed in the year of acquisition (other than where they form part of a group of similar items which are significant in total such as IT equipment).

The initial cost of an asset includes an estimate of the cost of dismantling and removing the item and restoring the site on which it is located. This is particularly relevant to 'make good' provisions in property leases taken up by the GBRMPA where there exists an obligation to restore the property to its original condition. These costs are included in the value of the GBRMPA's leasehold improvements with a corresponding provision for the 'make good' recognised.

#### Lease Right of Use (ROU) Assets

Leased ROU assets are capitalised at the commencement date of the lease and comprise of the initial lease liability amount, initial direct costs incurred when entering into the lease less any lease incentives received. These assets are accounted for by Commonwealth lessees as separate asset classes to corresponding assets owned outright, but included in the same column as where the corresponding underlying assets would be presented if they were owned.

On initial adoption of AASB 16 the GBRMPA has adjusted the ROU assets at the date of initial application by the amount of any provision for onerous leases recognised immediately before the date of initial application. Following initial application, an impairment review is undertaken for any right of use lease asset that shows indicators of impairment and an impairment loss is recognised against any right of use lease asset that is impaired. Lease ROU assets continue to be measured at fair value after initial recognition in Commonwealth agency, GGS and Whole of Government financial statements.

#### Revaluations

Following initial recognition at cost, property plant and equipment (excluding ROU assets) were carried at fair value less subsequent accumulated depreciation and accumulated impairment losses. Valuations are conducted with sufficient frequency to ensure that the carrying amounts of assets do not differ materially from the assets' fair values as at the reporting date. The regularity of independent valuations depends upon the volatility of movements in market values for the relevant assets.

Revaluation adjustments were made on a class basis. Any revaluation increment was credited to equity under the heading of asset revaluation reserve except to the extent that it reversed a previous revaluation decrement of the same asset class that was previously recognised in the surplus/deficit. Revaluations decrements for a class of assets were recognised directly in the surplus/deficit except to the extent that they reverse a previous revaluation increment for that class.

Any accumulated depreciation as at the revaluation date is eliminated against the gross carrying amount of the asset and the asset restated to the revalued amount.

#### Depreciation

Depreciable property, plant and equipment assets are written-off to their estimated residual values over their estimated useful lives to the GBRMPA using, in all cases, the straight-line method of depreciation.

Depreciation rates (useful lives), residual values and methods are reviewed at each reporting date and necessary adjustments are recognised in the current, or current and future reporting periods, as appropriate.

Depreciation rates applying to each class of depreciable assets are based on the following useful lives:

	2020	2019
Buildings	5 - 50 years	5 - 50 years
Leasehold improvements	Lease Term	Lease term

The depreciation rates for ROU assets are based on the commencement date to the earlier of the end of the useful life of the ROU asset or the end of the lease term.

#### Impairment

All assets were assessed for impairment at 30 June 2020. Where indicators of impairment exist, the asset's recoverable amount is estimated and an impairment adjustment made if the asset's recoverable amount is less than its carrying amount.

The recoverable amount of an asset is the higher of its fair value less costs to sell and its value in use. Value in use is the present value of the future cash flows expected to be derived from the asset. Where the future economic benefit of an asset is not primarily dependent on the asset's ability to generate future cash flows, and the asset would be replaced if the GBRMPA were deprived of the asset, its value in use is taken to be its depreciated replacement cost.

## FINANCES

### 3.2 Non-Financial Assets (cont)

#### Derecognition

An item of property, plant and equipment is derecognised upon disposal or when no further future economic benefits are expected from its use or disposal.

#### Computer software

These assets are carried at fair value as determined by an independent valuer. Computer software costing less than \$5,000, is expensed in the year of acquisition.

Computer software is amortised on a straight-line basis over its anticipated useful life. The useful lives of the GBRMPA's software is 3 to 10 years (2018: 3 to 10 years).

All software assets were assessed for indications of impairment as at 30 June 2020.

### 3.3 Payables

	Notes	2020 \$'000	2019 \$'000
<b>3.3A: Other payables</b>			
Wages and salaries		427	160
Amounts owed to Commonwealth		285	107
<b>Total other payables</b>		<b>712</b>	<b>267</b>
<b>3.3B: Permit bonds</b>			
Cash Bonds held on behalf of Permit Holders		1,358	1,047
<b>Total permit bonds</b>		<b>1,358</b>	<b>1,047</b>

#### **Accounting Policy**

The GBRMPA holds cash bonds for tourism permittees on the Great Barrier Reef Marine Park to mitigate against the risk of access damage.



## FINANCES

### 3.4 Provisions

	Notes	2020 \$'000	2019 \$'000
<b>3.4A Provision for Douglas Shoal Remediation<sup>1</sup></b>			
Balance carried forward from previous period		29,117	30,720
Expenses against provision		(2,973)	(2,255)
Discounting of provision		1,646	652
<b>Total provision for Douglas Shoal Remediation</b>		<b>27,790</b>	<b>29,117</b>
<b>3.4B Provision for refund of Environmental Management Charge<sup>2</sup></b>			
Refunds to be paid as grants		279	-
<b>Total provision for refund of Environmental Management Charge</b>		<b>279</b>	<b>-</b>
<b>Total provisions</b>		<b>28,070</b>	<b>29,117</b>

1. On 3 April 2010, the Chinese owned bulk carrier, *Shen Neng 1*, grounded on Douglas Shoal within the Great Barrier Reef Marine Park. Douglas Shoal is a reef shoal located 90 kilometres off the central coast of Queensland. The *Shen Neng 1* traversed a significant area of Douglas Shoal over 3-12 April 2010 before being re-floated. The damage to Douglas Shoal comprises both physical and contaminant damage. The grounding created large depressions of rubble across Douglas Shoal as well as leaving behind large concentrations of toxic anti-fouling paint, in particular tributyltin (TBT) (banned in Australia since 2008).

The Commonwealth of Australia, acting through the Great Barrier Reef Marine Park Authority, commenced proceedings in March 2013 against the shipowner of the *Shen Neng 1*. The Commonwealth claimed damages for remediation of Douglas Shoal. The hearing was held in the Federal Court, however it was settled out of court for \$35.000m with payment made in October 2016.

In 2016-17 the \$34.909m Douglas Shoal remediation provision was discounted over a 3 year period, with a flat rate of 2% based on CPI, for a resulting expensed discount of \$1.319m. In 2017-18 the project plan was significantly revised, with the resulting provision of \$34.298m calculated by discounting over a 5 year period, with a weighted rate of up to 3.5% based on a standard wage price index. The difference of \$2.259m, between the calculated discount of \$3.578m and the original discount, was recognised as a gain. In 2018-19, and now again in 2019-20 the provision has been recalculated under the same 5 year project plan as 2017-18, utilising the same weighted wage price index, with only the timing of the yearly payments being revised. The current provision of \$27.790m reconciles to the original provision of \$35.000m when combined with the total discount applied of \$1.280m as at 30 June 2020, and the life to date expenditure of \$5.930m. Of the total discount applied to date, \$1.646m has been expensed in 2019-20.

2. Due to the impacts on the tourism industry from COVID-19 the Government waived the Environmental Management Charge (EMC) from 1 January to 31 December 2020. Whilst the approval of the waiver was being considered by Government, some industry participants continued to remit the EMC to the GBRMPA. These monies were fully receipted as Administered income, and then returned to GBRMPA as a Special Appropriation. Subsequently the Government has determined that the equivalent amount remitted will be returned to these participants. The GBRMPA has therefore created a provision for the payment of these funds in the 2020-21 financial year.

### 3.5 Leases

#### 3.5: Leases

Finance leases <sup>1</sup>	1,913	-
<b>Total leases</b>	<b>1,913</b>	<b>-</b>

1. The GBRMPA has applied AASB 16 using the modified retrospective approach and therefore the comparative information has not been restated and continues to be reported under AASB 117.

Total cash outflow for leases for the year ended 30 June 2020 was \$1.456m.

#### Accounting Policy

Review Overview section for accounting policy on leases.

## FINANCES

### Assets and Liabilities Administered on Behalf of the Government

This section analyses assets used to conduct operations and the operating liabilities incurred as a result the Great Barrier Reef Marine Park Authority does not control but administers on behalf of the Government. Unless otherwise noted, the accounting policies adopted are consistent with those applied for departmental reporting.

#### 4.1 Administered - Financial Assets

	Notes	2020 \$'000	2019 \$'000
<b>4.1A Other receivables</b>			
Receivables - Environmental management charge		179	2,128
Receivables - CDPD Court ordered fines		662	619
<b>Total other receivables</b>		<b>841</b>	<b>2,747</b>
<b>Receivables are aged as follows</b>			
Not Overdue		179	2,682
Overdue by more than 90 days		662	65
<b>Total receivables</b>		<b>841</b>	<b>2,747</b>

#### Accounting Policy

##### Loans and receivables

The GBRMPA, as agent for the Commonwealth, collects an Environmental Management Charge from permit holders who collect on behalf of individual tourists and remit to the GBRMPA. Amounts collected are paid into the Official Public Account. Fees and fines payable to the Commonwealth are administered by QLD Government State Penalties Enforcement Registry (SPER).

#### 4.2 Administered - Non-Financial Assets

##### 4.2: Reconciliation of the Opening and Closing Balances of Commonwealth Island Properties

##### Reconciliation of the opening and closing balances of Commonwealth Island Properties that are subject to operating leases for 2020

	Island Properties \$'000	Total \$'000
<b>As at 1 July 2019</b>		
Gross book value	3,380	3,380
<b>Total as at 1 July 2019</b>	<b>3,380</b>	<b>3,380</b>
Revaluations and impairments recognised in other comprehensive income	(384)	(384)
<b>Total as at 30 June 2020</b>	<b>2,996</b>	<b>2,996</b>
<b>Total as at 30 June 2020 represented by</b>		
Gross book value	2,996	2,996
<b>Total as at 30 June 2020</b>	<b>2,996</b>	<b>2,996</b>

While the current operating environment presented indicators of impairment, no material impairment was realised.

As heritage listed properties the Islands do not depreciate, or have any stated useful life.

The Island properties are not expected to be sold or disposed of within the next 12 months.

##### **Revaluations of non-financial assets**

Following the comprehensive valuations undertaken by Pickles Valuation Services (PVS) on Dent Island, Low Isles, and Lady Elliot Island in 2019, a desktop valuation was conducted in July 2020 by PVS. The assessment of fair value resulted in a \$0.384m reduction to the value of island properties. Within this, due to the impacts on the tourism industry as a result of COVID-19, the properties have been impaired by a 39 week rent waiver in 2020. Therefore rent for the period from July 1 to December 22 has been excluded from the valuation. The properties will be comprehensively assessed again in 2021. All increments and decrements are transferred to the asset revaluation surplus by asset class and included in the Administered Reconciliation Schedule. No increment/decrement was expensed in the current year (2019: Nil).

#### Accounting Policy

##### Island properties

Administered non-financial assets only consists of Island properties valued at fair value. Lighthouse and other adjacent properties are heritage listed therefore no depreciation is recorded against the asset. The Island properties are valued in accordance with AASB116 by an independent valuer. Valuations are deemed to occur on 30 June of each year. From 1 July 2015, the islands are valued in accordance with their restricted use under lease agreements.

##### Heritage and Cultural assets

In accordance with AASB116, and as per Environment Protection and Biodiversity Act 1999 (s. 341ZA) the Authority is required to have plans in place to comply with the Commonwealth Heritage management principles. Accordingly the Island properties are managed by Commonwealth project officer, and have resident caretakers for maintenance. Comprehensive valuations are conducted every 3 years, with the next one due in 2020-21, and desktop valuations are conducted in between. The GBRMPA Commonwealth Heritage Listed Places and Properties Heritage Strategy 2018-21, can be found at: <http://hdl.handle.net/11017/3369>.

## FINANCES

<b>4.3 Administered - Payables</b>			
	Notes	2020 \$'000	2019 \$'000
<b>4.3A: Suppliers</b>			
Environmental management charge payable to the Commonwealth		179	2,128
CDPP court ordered fines payable to the Commonwealth		662	619
<b>Total suppliers</b>		<b>841</b>	<b>2,747</b>
Settlement was usually made within 30 days (2019: 30 days)			
<b>Accounting Policy</b>			
<i>Liabilities</i>			
The GBRMPA, as agent for the Commonwealth, collects an Environmental Management Charge from permit holders who collect on behalf of individual tourists and remit to the GBRMPA. Amounts collected are paid into the Official Public Account. Fees and fines payable to the Commonwealth are administered by QLD Government State Penalties Enforcement Registry (SPER).			

This section identifies the Great Barrier Reef Marine Park Authority's funding structure.

**Funding**

**5.1 Appropriations**

**5.1A: Annual Appropriations (Recoverable GST exclusive)**

**Annual Appropriations for 2020**

	Annual Appropriation <sup>1</sup> \$'000	Adjustments to Appropriation <sup>2</sup> \$'000	Total appropriation \$'000	Appropriation applied in 2019 (current and prior years) \$'000	Variance <sup>3</sup> \$'000
<b>Departmental</b>					
Ordinary annual services	44,240	18,049	62,289	48,911	13,378
Capital Budget <sup>4</sup>	756	-	756	756	-
Other services	-	-	-	-	-
Equity injections	8,385	-	8,385	3,549	4,836
<b>Total departmental</b>	<b>53,381</b>	<b>18,049</b>	<b>71,430</b>	<b>53,216</b>	<b>18,214</b>

**Notes**

1. In 2019-20, there were no appropriations that have been quarantined under section 51 of the PGPA Act.
2. In 2019-20, adjustments are for section 74 of the PGPA Act.
3. In 2019-20, there is a material difference due to the provision of additional appropriations and section 74 adjustments as per the Statement of Comprehensive Income Budget Variance Commentary.
4. Departmental Capital Budgets are appropriated through Appropriation Acts. They form part of ordinary annual services, and are not separately identified in the Appropriation Acts.

**Annual Appropriations for 2019**

	Annual Appropriation <sup>1</sup> \$'000	Adjustments to Appropriation <sup>2</sup> \$'000	Total appropriation \$'000	Appropriation applied in 2018 (current and prior years) \$'000	Variance <sup>3</sup> \$'000
<b>Departmental</b>					
Ordinary annual services	41,772	10,181	51,953	52,200	(247)
Capital Budget <sup>4</sup>	760	-	760	760	-
Other services	-	-	-	-	-
Equity injections	1,321	-	1,321	1,837	(516)
<b>Total departmental</b>	<b>43,853</b>	<b>10,181</b>	<b>54,034</b>	<b>54,797</b>	<b>(763)</b>

**Notes**

1. In 2018-19, there were no appropriations that have been quarantined under section 51 of the PGPA Act.
2. In 2018-19, adjustments are for section 74 of the PGPA Act.
3. In 2018-19, there were no material differences.
4. Departmental Capital Budgets are appropriated through Appropriation Acts. They form part of ordinary annual services, and are not separately identified in the Appropriation Acts.

## FINANCES

### 5.1 Appropriations (cont)

#### 5.1B: Unspent Annual Appropriations ('Recoverable GST exclusive')

	2020 \$'000	2019 \$'000
<b>Departmental</b>		
Appropriation Act (No. 1) 2017-18	13,576	13,576
Appropriation Act (No. 1) 2018-19	4,076	9,261
Appropriation Act (No. 1) 2019-20	15,199	-
Appropriation Act (No. 4) 2019-20	4,836	-
Appropriation Act (No. 5) 2019-20 <sup>1</sup>	3,305	-
Cash on Hand or on deposit	379	320
<b>Total departmental</b>	<b>41,371</b>	<b>23,157</b>

1. The GBRMPA requires further funding agreements to expend the remaining amount from Appropriation Act (No. 5) 2019-20.

#### 5.1C: Special Appropriations Applied ('Recoverable GST exclusive')

Authority	Appropriation applied	
	2020 \$'000	2019 \$'000
<i>Great Barrier Reef Marine Park Act 1975 (Cth) s.65A, Departmental, Unlimited Amount</i>	8,711	11,449
<i>Assistance for Severely Affected Regions (Special Appropriation)</i>	-	-
<i>(Coronavirus Economic Response Package) Act 2020 (Cth) s.4, Limited</i>	-	-
<b>Total</b>	<b>8,711</b>	<b>11,449</b>

### 5.2 Regulatory Charging Summary

	2020 \$'000	2019 \$'000
<b>Expenses</b>		
Departmental	2,838	2,488
<b>Total expenses</b>	<b>2,838</b>	<b>2,488</b>
<b>Amounts applied</b>		
Own source revenue	214	276
<b>Total revenue</b>	<b>214</b>	<b>276</b>

#### Cost recovered activities

1. Managing the Permission System under the *Great Barrier Reef Marine Park Act 1975*.

The Cost Recovery Implementation Statement is currently under review, the 2018/19 version is available at: <http://hdl.handle.net/11017/3167>

### 5.3 Net Cash Appropriation Arrangements

	2020 \$'000	2019 \$'000
<b>Total comprehensive income/(loss) excluding depreciation/amortisation expenses previously funded through revenue appropriations, depreciation on right-of-use assets, and principal repayments on leased assets</b>	<b>10,953</b>	<b>(8,081)</b>
Plus: depreciation/amortisation expenses previously funded through revenue	1,162	(1,201)
Plus: depreciation right-of-use-assets	1,412	-
Less: principal payments - leased assets	(1,456)	-
<b>Total comprehensive income/(loss) - as per the Statement of Comprehensive Income</b>	<b>12,071</b>	<b>(9,282)</b>

From 2010-11, the Government introduced net cash appropriation arrangements, where revenue appropriation for depreciation/amortisation expenses ceased. Entities now receive a separate capital budget provided through equity appropriations. Capital budgets are to be appropriated in the period when cash payment for capital expenditure is required.

The inclusion of depreciation/amortisation expenses related to ROU leased assets and the lease liability principle repayment amount reflects the cash impact on implementation of AASB 16 Leases, it does not directly reflect a change in appropriation arrangements.



## FINANCES

### 5.4 Field Management Special Account

The Special Account is used for the facilitation of payments for and on behalf of the GBRMPA and the Queensland Government Department of Environment and Science.

Appropriation: *Public Governance, Performance and Accountability Act 2013 section 80*

Establishing Instrument: *Great Barrier Reef Marine Park Act 1975; section 49*

Purpose: *Great Barrier Reef Marine Park Act 1975; section 51(2)* :

- a) the management, protection or maintenance of the Great Barrier Reef World Heritage Area;
- b) purposes incidental to the management, protection or maintenance of the Great Barrier Reef World Heritage Area;
- c) meeting the expenses of administering the account.

The guiding principles agreed between the Commonwealth and Queensland Governments under the *Great Barrier Reef Intergovernmental Agreement 2015* are:

- i) A collaborative and cooperative approach is fundamental to the effective long-term protection, conservation and management of the Great Barrier Reef as this is beyond the power and remit of either jurisdiction;
- ii) The precautionary principle will be applied to protecting the environmental, World Heritage and National Heritage values of the Great Barrier Reef including its outstanding universal value;
- iii) The marine and land environments within and adjacent to the Great Barrier Reef World Heritage Area will be managed in an integrated manner consistent with ecosystem-based management and the principles of ecologically sustainable use;
- iv) Economic growth and the long-term health of the Great Barrier Reef ecosystem are interconnected, and actions or changes in one can impact on the other and must be taken into account, in particular
  - population growth and economic development increases the demand for resource and recreational use of the Great Barrier Reef
  - land-use activities in the catchment, and urban development can have adverse impacts on the quality of water entering the Great Barrier Reef, and
  - regulation of activities that exploit marine resources, measures for protection of marine parks, or initiatives to reduce external pressures on the ecosystem can have regional and local social and economic effects, and improve the long term viability of the region
- v) Trends in the health, use of and risks to the environment of the Great Barrier Reef ecosystem, including its outstanding universal Value will be regularly monitored and reported to ensure decisions are soundly based;
- vi) Co-ordinated long-term monitoring and research and the collection and sharing of marine-based biological, physical, social and economic data is fundamental;
- vii) Regular, periodic review of the resources necessary for the long-term management of the marine and national parks within the Great Barrier Reef World Heritage Area will be undertaken; and
- viii) Initiatives should be delivered through a concerted response across all levels of government with shared funding arrangements of joint Commonwealth-State initiatives agreed on a case-by-case basis.

Departmental	Note	Great Barrier Reef Field Management Account	
		\$ 2020	\$ 2019
<b>Balance brought forward from previous period</b>		<b>34,282,995</b>	<b>34,883,982</b>
<b>Increases</b>			
Payments received from Queensland Government		12,709,398	13,279,822
Government appropriation <sup>1</sup>		12,740,398	11,965,000
Receipts from external parties		72,209	68,583
Sale of assets		-	3,226
Recognition of prior year revenue		62,060	-
Curtis Islands Offsets revenue <sup>2</sup>		2,642,271	2,908,095
<b>Total increases</b>		<b>28,226,336</b>	<b>28,224,726</b>
<b>Available for payments</b>		<b>62,509,331</b>	<b>63,108,708</b>
<b>Decreases</b>			
Payments made to Queensland Government for Field Management Program		17,993,757	18,040,547
Further payments made to Queensland Government <sup>4</sup>		236,000	265,983
Payments made to employees and suppliers		7,288,619	6,228,210
Bank Fees		-	101
Capital expenditure		48,386	153,355
Curtis Islands Offset payments made to employees and suppliers <sup>3</sup>		2,001,083	1,876,109
Douglas Shoal remediation payments made to employees and suppliers <sup>3</sup>		2,972,468	2,255,552
Douglas Shoal transfer from prior year <sup>3</sup>		-	5,856
<b>Total decreases</b>		<b>30,540,313</b>	<b>28,825,713</b>
<b>Total balance carried to the next period</b>		<b>31,969,018</b>	<b>34,282,995</b>
<b>Balance represented by:</b>			
Cash on deposit	3.1A	83,320	-
Cash held in the Official Public Account	3.1A	2,738,849	2,178,008
Cash held in the GBRMPA bank account	3.1A	29,146,849	32,104,987

#### Notes

1. Includes \$12.740m from Appropriation Act (No. 1) 2019-20.
2. Included in note 1.2B: Grants received from Government.
3. The Curtis Islands Offsets program and the Douglas Shoal remediation project, also utilise the Field Management Special Account.
4. Additional payments were made to the QLD Government for Loggerhead Turtle monitoring (\$0.150m), and seabird foraging (\$0.086m).

#### Accounting Policy

Except for expenditure on fixtures upon land owned by or under the direct control of the Commonwealth or the GBRMPA, payments to the Queensland Department of Environment and Science for the JFMP are fully expensed in the year of payment.

# FINANCES

## People and relationships

This section describes a range of employment and post employment benefits provided to our people and our relationships with other key people.

### 6.1 Employee Provisions

	Notes	2020 \$'000	2019 \$'000
<b>6.1: Employee Provisions</b>			
Leave		7,797	7,437
Other		62	49
<b>Total employee provisions</b>		<b>7,859</b>	<b>7,485</b>

#### Accounting Policy

Liabilities for 'short-term employee benefits' (as defined in AASB 119 *Employee Benefits*) and termination benefits expected within twelve months of the end of reporting period are measured at their nominal amounts.

The nominal amount is calculated with regard to the rates expected to be paid on settlement of the liability.

Other long term employee benefits are measured as net total of the present value of the defined benefit obligation at the end of the reporting period period minus the fair value at the end of the reporting period of plan assets (if any) out of which the obligation are to be settled directly.

#### Leave

The liability for employee benefits includes provision for annual leave and long service leave. No provision has been made for sick leave as all sick leave is non-vesting and the average sick leave taken in future years by employees of the GBRMPA is estimated to be less than the annual entitlement for sick leave.

The leave liabilities are calculated on the basis of employees' remuneration at the estimated salary rates that will be applied at the time the leave is taken, including the GBRMPA's employer superannuation contribution rates to the extent that the leave is likely to be taken during service rather than paid out on termination.

The estimate of the present value of the liability takes into account attrition rates and pay increases through promotion and inflation.

#### Superannuation

The GBRMPA staff are members of the Public Sector Superannuation Scheme (PSS) or the PSS accumulation plan (PSSap).

The PSS is a defined benefit schemes for the Australian Government. The PSSap is a defined contribution scheme.

The liability for defined benefits is recognised in the financial statements of the Australian Government and is settled by the Australian Government in due course. This liability is reported by the Department of Finance administered schedules and notes.

The GBRMPA makes employer contributions to the employees' superannuation scheme at rates determined by an actuary to be sufficient to meet the current cost to the Government. The GBRMPA accounts for contributions as if they were contributions to defined contribution plans.

The liability for superannuation recognised as at 30 June represents outstanding contributions for the final fortnight of the year.

## FINANCES

### 6.2: Key Management Personnel Remuneration

Key management personnel are those persons having authority and responsibility for planning, directing and controlling the activities of the Great Barrier Reef Marine Park Authority, directly or indirectly, including any director (whether executive or otherwise) of the entity, the Portfolio Minister, and any other relevant Government Minister. The Great Barrier Reef Marine Park Authority has determined the following people are the internal Key Management Personnel during the reporting period:

#### Board (*Great Barrier Reef Marine Park Authority Act 1975*)

Dr Ian Poiner - Chairman - appointed under s10(2)	Full Term
Mr Joshua Thomas - Member - appointed under s10(6)	Full Term
Ms Emma Johnston - Member - appointed under s10(6)	Full Term
Mr David Stewart - Member - appointed under s10(2-4)	Full Term
Ms Wendy Morris - Member - appointed under s10(6B)	Full Term
Mr Duane Fraser - Member - appointed under s10(2)	3/10/19 - 30/6/20
Ms Robyn Sefton - Member - appointed under s10(2)	28/5/20 - 30/6/20

#### Executive Management Group (*Public Governance, Performance and Accountability Act 2013*)

Mr Joshua Thomas - Accountable Authority	Full Term
Ms Margaret Johnson - General Manager Reef Strategy	Full Term
Mr Bruce Elliot - General Manager Corporate Services	1/3/20 - 30/6/20
Mr Bruce Elliot - General Manager Reef Engagement	1/7/19 - 28/02/20
Dr Simon Banks - General Manager Reef Protection	Full Term
Ms Anne Leo - General Manager Corporate Services	1/7/19 - 28/2/20

	2020	2019
	\$	\$
Short-term employee benefits	1,266,192	1,165,144
Post-term employee benefits	182,107	165,960
Other long-term employee benefits	38,851	80,056
Termination benefits	-	-
<b>Total key management personnel remuneration benefits</b>	<b>1,487,150</b>	<b>1,411,160</b>

The total number of key management personnel that are included in the above table is 9 individuals (2019: 13 individuals).

The above key management personnel remuneration is internal only, and excludes the remuneration and other benefits of the Portfolio Minister, and any other relevant Government Ministers. Ministerial remuneration and other benefits are set by the Remuneration Tribunal and are not paid by the GBRMPA.

Mr David Stewart is not remunerated by the GBRMPA. As the Director General of the Department of the Premier and Cabinet his position on the board is held as a Queensland Government representative. Mr Stewart's Queensland Government position has no controlling interest in the Joint Field Management Program partnership that the GBRMPA maintains with the Department of Environment and Science.

Ms Anne Leo was employed by the Department of Agriculture, Water and the Environment, and was seconded to the GBRMPA.

### 6.3 Related Party Disclosures

#### Related party relationships

The GBRMPA is an Australian Government controlled entity.

Board members are appointed under section 10 of the *Great Barrier Reef Marine Park Act 1975*.

Board members and their related parties may hold positions in other entities that result in them having control or significant influence over the financial or operating policies of those entities.

Given the breadth of Government activities, related parties may transact with the Government sector in the same capacity as ordinary citizens. Such transactions include the payment or refund of Environmental Management Charge, receipt of Medicare rebate or Higher Education loans. These transactions have not been separately included in this note. Certain entities transacted with the GBRMPA in the reporting period. The terms and conditions of those transactions with key management personnel and their related parties were no more favourable than those available, or which might reasonably be expected to be available, on a similar transactions to non-related entities on an arm's length basis.

#### Loans to Key Management Personnel or Key Management Personnel-Related Entities

In 2019-20, no loans were made to key management personnel or key management personnel-related entities (2018-19: Nil).

#### Other Transactions with Key Management Personnel or Key Management Personnel-Related Entities

The GBRMPA has an ongoing contractual arrangement with the Reef Rainforest and Research Centre (RRRC) for Crown of Thorns Starfish control, with whom a related party to a 2018/19 key management personnel (GBRMPA Board Member from 1/7/2018 to 24/9/2019) was part of the board as a non-executive Director. All transactions were made on an arm's length basis. In 2019-20, no other transactions were made with key management personnel or key management personnel-related entities.

	2020	2019
	\$'000	\$'000
Reef Rainforest and Research Centre COTS contract payments	-	4,679
<b>Total transactions with key management personnel-related entities</b>	<b>-</b>	<b>4,679</b>

## FINANCES

### Managing Uncertainties

This section analyses how the Great Barrier Reef Marine Park Authority manages financial risks within its operating environment.

#### 7.1 Contingent Assets and Liabilities

##### Contingent Assets

The GBRMPA has no Contingent Assets for the 2019-20 financial year (2018-19: Nil)

##### Contingent Liabilities

The GBRMPA has no Contingent Liabilities for the 2019-20 financial year (2018-19: Nil)

##### Unquantifiable Contingent Assets

The GBRMPA has no Unquantifiable Contingent Assets for the 2019-20 financial year (2018-19: Nil)

##### Unquantifiable Contingent Liabilities

The GBRMPA has no Unquantifiable Contingent Liabilities for the 2019-20 financial year (2018-19: Nil)

##### Significant Remote Contingencies

The GBRMPA has no Significant Remote Contingencies for the 2019-20 financial year (2018-19: Nil)

#### 7.1B Administered - Contingent Assets and Liabilities

##### Contingent Assets and Liabilities

The GBRMPA has no Contingent assets and Liabilities for the 2019-20 financial year (2018-19: Nil)

##### Accounting Policy

Contingent liabilities and contingent assets are not recognised in the Statement of Financial Position but are reported in the relevant schedules and notes. They may arise from uncertainty as to the existence of a liability or asset or represent an asset or liability in respect of which the amount cannot be reliably measured. Contingent assets are disclosed when settlement is probable but not virtually certain and contingent liabilities are disclosed when settlement is greater than remote.

#### 7.2 Financial Instruments

	2020 \$'000	2019 \$'000
<b>7.2: Categories of Financial Instruments</b>		
<b>Financial assets at amortised cost</b>		
Cash and cash equivalents	32,349	34,603
Receivables for goods and services	2,811	117
Other receivables	3	7
<b>Total financial asset at amortised cost</b>	<b>35,163</b>	<b>34,727</b>
<b>Total financial assets</b>	<b>35,163</b>	<b>34,727</b>
<b>Financial Liabilities</b>		
<b>Financial liabilities measured at amortised cost</b>		
Trade Creditors	2,627	2,897
Other	712	267
<b>Total financial liabilities measured at amortised cost</b>	<b>3,339</b>	<b>3,164</b>
<b>Total financial liabilities</b>	<b>3,339</b>	<b>3,164</b>

1. There was no reclassification of financial assets upon the initial application of AASB 9.
2. The GBRMPA did not incur a net gain or a net loss on financial assets or financial liabilities.

## FINANCES

### Accounting Policy

#### Financial Assets

With the implementation of AASB 9 Financial Instruments for the first time in 2019, the GBRMPA classifies its financial assets in the following categories:

- a) financial assets at fair value through profit or loss;
- b) financial assets at fair value through other comprehensive income; and
- c) financial assets measured at amortised cost.

The classification depends on both the entity's business model for managing the financial assets and contractual cash flow characteristics at the time of initial recognition. Financial assets are recognised when the entity becomes a party to the contract and, as a consequence, has a legal right to receive or a legal obligation to pay cash and derecognised when the contractual rights to the cash flows from the financial asset expire or are transferred upon trade date.

#### Financial Assets at Amortised Cost

Financial assets included in this category need to meet two criteria:

1. the financial asset is held in order to collect the contractual cash flows; and
2. the cash flows are solely payments of principal and interest (SPPI) on the principal outstanding amount.

Amortised cost is determined using the effective interest method.

#### Effective Interest Method

Income is recognised on an effective interest rate basis for financial assets that are recognised at amortised cost.

#### Impairment of Financial Assets

Financial assets are assessed for impairment at the end of each reporting period based on Expected Credit Losses, using the general approach which measures the loss allowance based on an amount equal to lifetime expected credit losses where risk has significantly increased, or an amount equal to 12-month expected credit losses if risk has not increased.

The simplified approach for trade, contract and lease receivables is used. This approach always measures the loss allowance as the amount equal to the lifetime expected credit losses.

A write-off constitutes a derecognition event where the write-off directly reduces the gross carrying amount of the financial asset.

#### Financial Liabilities

Financial liabilities are classified as either financial liabilities 'at fair value through profit or loss' or other financial liabilities. Financial liabilities are recognised and derecognised upon 'trade date'.

#### Financial Liabilities at Amortised Cost

Financial liabilities, including borrowings, are initially measured at fair value, net of transaction costs. These liabilities are subsequently measured at amortised cost using the effective interest method, with interest expense recognised on an effective interest basis.

Supplier and other payables are recognised at amortised cost. Liabilities are recognised to the extent that the goods or services have been received (and irrespective of having been invoiced).

### 7.3 Administered - Financial Instruments

	Notes	2020 \$'000	2019 \$'000
<b>7.3: Categories of Financial Instruments</b>			
<b>Financial assets at amortised cost</b>			
Receivables - Environmental management charge		179	2,128
Receivables - CDPP Court ordered fines		662	619
Receivables - Rental Income		-	-
<b>Total financial assets at amortised cost</b>		<b>841</b>	<b>2,747</b>
<b>Total financial assets</b>		<b>841</b>	<b>2,747</b>

1. The GBRMPA did not incur a net gain or a net loss on financial assets or financial liabilities.



## FINANCES

### 7.4 Fair Value Measurements

	Fair value measurements at the end of the reporting period	
	2020 \$'000	2019 \$'000
<b>Non-financial assets</b>		
Buildings - Level 3	11,551	6,508
Leasehold improvements - Level 3	27	76
Plant and equipment - Level 2	1,599	1,335
Plant and equipment - Level 3	2,035	2,144
Computer software - Level 3	2,749	2,843
<b>Total non-financial assets</b>	<b>17,961</b>	<b>12,906</b>
<b>Total fair value measurements of assets in the Statement of Financial Position</b>	<b>17,961</b>	<b>12,906</b>
<b>Liabilities not measured at fair value in the statement of financial position</b>		
Payables	4,697	4,211
Interest bearing liabilities	1,913	-
Provisions	35,928	36,602
<b>Total liabilities</b>	<b>42,538</b>	<b>40,813</b>

1. The following valuation techniques were used:

Cost approach: based on the amount required to replace the service potential of an asset

Market approach: based on market transactions involving identical or similar assets or liabilities

The GBRMPA procured valuation services from Pickles Valuation Services (PVS) and relied on valuation models provided by PVS. An assessment of fair value was undertaken remotely in 2020. PVS re-tests the valuation model every 12 months and has provided written assurance to the GBRMPA that the model developed is compliant with AASB 13. This assurance is then reviewed and subjected to an acceptance process by management prior to finalisation. As per note 3.2A, there were no transfers between classes or levels of the fair value hierarchy. For the GBRMPA's policy on revaluations see the Accounting Policy section in note 3.2.

#### Accounting Policy

The GBRMPA deems transfers between levels of the fair value hierarchy to have occurred at 30 June 2020.

### 7.5 Administered - Fair Value Measurements

	Fair value measurements at the end of the reporting period	
	2020 \$'000	2019 \$'000
<b>Non-financial assets</b>		
Land & Buildings - Level 3	2,386	2,770
Buildings - Level 2	610	610
<b>Total non-financial assets</b>	<b>2,996</b>	<b>3,380</b>
<b>Total fair value measurements of assets in the statement of financial position</b>	<b>2,996</b>	<b>3,380</b>
<b>Liabilities not measured at fair value in the statement of financial position</b>		
Payables	841	2,747
<b>Total liabilities</b>	<b>841</b>	<b>2,747</b>

1. The following valuation techniques were used:

Income approach: based on future amounts (e.g. cash flows or income and expenses) that are converted (discounted) to a single present value

Market approach: based on market transactions involving identical or similar assets or liabilities

The GBRMPA procured valuation services from Pickles Valuation Services (PVS) and relied on valuation models provided by PVS. An assessment of fair value was undertaken remotely in 2020, as there were no material changes from the comprehensive valuation in 2019, that warranted site visitation. PVS re-tests the valuation model every 12 months and has provided written assurance to the GBRMPA that the model developed is compliant with AASB 13. This assurance is then reviewed and subjected to an acceptance process by management prior to finalisation. As per note 4.2A, there were no transfers between classes or levels of the fair value hierarchy.

## FINANCES

### Other Information

This section analyses how the Great Barrier Reef Marine Park Authority manages financial risks within its operating environment.

#### 8.1 Aggregate Assets and Liabilities

	2020 \$'000	2019 \$'000
<b>Assets expected to be recovered in:</b>		
No more than 12 months	76,268	58,387
More than 12 months	17,961	12,906
<b>Total assets</b>	<b>94,229</b>	<b>71,293</b>
<b>Liabilities expected to be settled in:</b>		
No more than 12 months	14,671	13,108
More than 12 months	27,867	27,706
<b>Total liabilities</b>	<b>42,538</b>	<b>40,814</b>

Current Assets consists of; cash and cash equivalents, trade and other receivables, WIP, Reef HQ shop inventory, and prepayments.

Non-current Assets consists of; buildings, leasehold improvements, plant and equipment, and computer software.

Current Liabilities consists of; suppliers, other payables, permit bonds, and the current portion of all provisions.

Non-current liabilities consists of the non-current portion of all provisions.

#### 8.1B Administered - Aggregate Assets and Liabilities

	2020 \$'000	2019 \$'000
<b>Assets expected to be recovered in:</b>		
No more than 12 months	841	2,747
More than 12 months	2,996	3,380
<b>Total assets</b>	<b>3,837</b>	<b>6,127</b>
<b>Liabilities expected to be settled in:</b>		
No more than 12 months	841	2,747
More than 12 months	-	-
<b>Total liabilities</b>	<b>841</b>	<b>2,747</b>

Current Assets consists of all receivables.

Non-current Assets consists of island properties.

Current Liabilities consists of all payables.

There are no Administered non-current liabilities.





PART 6

# Appendices

Appendix A: Agency resource statement and resources for outcomes	132
Appendix B: Staffing overview	134
Appendix C: Advertising and marketing	138
Appendix D: Freedom of information	139
Appendix E: Ecologically sustainable development and environmental performance	140
Appendix F: Papers and presentations by agency staff	144
Appendix G: Queensland Government financials	146

## Appendix A: Agency resource statement and resources for outcomes

Table 12 shows the resource statement for 2019–20 for the Authority. The Authority's expenses and resources for Outcome 1 are listed in Table 13.

Table 12: Authority resource statement

RESOURCES	ACTUAL AVAILABLE	PAYMENTS	BALANCE
	APPROPRIATION	MADE	REMAINING
	FOR 2019–20 \$'000 (A)	2019–20 \$'000 (B)	2019–20 \$'000 (A) – (B)
<b>Ordinary annual services<sup>1</sup></b>			
Departmental appropriation <sup>2</sup>	86,202	49,667	36,535
<b>Total ordinary annual services (A)</b>	<b>86,202</b>	<b>49,667</b>	<b>36,535</b>
<b>Other services<sup>3</sup></b>			
<b>Departmental non-operating</b>			
Equity injections	8,385	3,549	4,836
<b>Total other services (B)</b>	<b>8,385</b>	<b>3,549</b>	<b>4,836</b>
<b>Total available annual appropriations and payments</b>	<b>94,587</b>	<b>53,216</b>	<b>41,371</b>
<b>Special appropriations</b>			
<b>Special appropriations limited by criteria/entitlement</b>			
Special appropriation: <i>Great Barrier Reef Marine Park Act 1975 (Cth) s.65A</i>	8,711	8,711	-
Special appropriation: <i>Assistance for Severely Affected Regions (Special Appropriation) (Coronavirus Economic Response Package) Act 2020 (Cth) s.4</i>	2,622	-	2,622
<b>Special appropriations</b>	<b>11,333</b>	<b>8,711</b>	<b>2,622</b>
<b>Special accounts<sup>4</sup></b>			
Equity injections	34,283	2,314	31,969
Appropriation receipts <sup>5</sup>	12,740	12,740	-
Non-appropriation receipts to special accounts	15,486	15,486	-
<b>Total special account (D)</b>	<b>62,509</b>	<b>30,540</b>	<b>31,969</b>
<b>Total resourcing and payments</b>			
A+B+C+D	168,429	92,467	75,962
Less appropriations drawn from annual or special appropriations above and credited to special accounts	12,740	12,740	-
<b>Total net resourcing and payments for GBRMPA</b>	<b>155,689</b>	<b>79,727</b>	<b>75,962</b>



## APPENDICES

<sup>1</sup> Appropriation Bills (No.1 and 3) 2019–20. This also includes unspent prior year departmental appropriation and relevant S74 agency receipts.

<sup>2</sup> Includes an amount of \$0.756m in 2019–20 for the Departmental Capital Budget. For accounting purposes, this amount has been designated as ‘contributions by owners’.

<sup>3</sup> Appropriation Bill (No.2) 2019-20

<sup>4</sup> Does not include ‘Special Public Money’ held in accounts like Other Trust Monies accounts, Services for other government and non-agency Bodies accounts, or Services for Other Entities and Trust Monies Special accounts.

<sup>5</sup> Appropriation receipts from GBRMPA annual and special appropriations for 2019–20 included above.

Table 13: Expenses and resource for Outcome 1

Outcome 1: (The long term protection, ecologically sustainable use, understanding and enjoyment of the Great Barrier Reef for all Australians and the international community, through the care and development of the Marine Park)	BUDGET <sup>1</sup>	ACTUAL EXPENSES	VARIATION
	2019–20 \$'000 (A)	2019–20 \$'000 (B)	2019–20 \$'000 (A) – (B)
<b>Program 1.1: (Great Barrier Reef Marine Park Authority)</b>			
Departmental expenses			
Departmental appropriation <sup>2</sup>	33,922	41,898	-7,976
Special appropriations	11,000	11,333	-333
Special accounts	28,131	24,881	3,250
Expenses not requiring appropriation in the budget year	1,354	1,170	184
<b>Total for Program 1.1</b>	<b>74,407</b>	<b>79,282</b>	<b>-4,875</b>
<b>Total expenses for Outcome 1</b>	<b>74,407</b>	<b>79,282</b>	<b>-4,875</b>

	BUDGET 2019–20	ACTUAL 2019–20
Average staffing level (number)	224	219

<sup>1</sup> Full year budget, including any subsequent adjustment made to the 2019–20 Budget.

<sup>2</sup> Departmental appropriation combines ‘Ordinary annual services (Appropriation Bill No.1 and 3)’ and ‘Revenue from independent sources (S74)’.



## APPENDICES

# Appendix B: Staffing overview

The following tables provide an overview of full-time and part-time and ongoing and non-ongoing employees at all substantive classification levels as at 30 June 2020 and 30 June 2019 (Tables 14 and 15, respectively), as well as workplace diversity figures for the same periods (Tables 16 and 17, respectively).

Details of salary ranges by classification level are also provided (Table 18).

Table 14: Employee overview, 30 June 2020

a. Ongoing employees

Classification	Female		Male		Total
	Full-time	Part-time	Full-time	Part-time	
APS1	0	0	1	0	1
APS2	5	3	1	0	9
APS3	9	1	2	0	12
APS4	14	3	3	0	20
APS5	15	4	7	1	27
APS6	32	7	31	0	70
EL1	27	2	17	0	46
EL2	8	0	7	0	15
SES1	1	0	2	0	3
CEO	0	0	0	0	0
<b>Total</b>	<b>111</b>	<b>20</b>	<b>71</b>	<b>1</b>	<b>203</b>

b. Non-ongoing employees

Classification	Female		Male		Total
	Full-time	Part-time	Full-time	Part-time	
APS1	0	0	0	0	0
APS2	1	0	0	0	1
APS3	0	0	0	0	0
APS4	2	0	1	0	3
APS5	2	1	2	0	5
APS6	6	1	3	0	10
EL1	1	1	1	0	3
EL2	0	0	0	0	0
SES1	0	0	0	0	0
CEO	0	0	1	0	1
<b>Total</b>	<b>12</b>	<b>3</b>	<b>8</b>	<b>0</b>	<b>23</b>

APS = Australian Public Service; CEO = Chief Executive Officer; EL = Executive Level; SES = Senior Executive Service

## APPENDICES

As at 30 June 2020, the total number of employees was 226. The total number of employees in 2018–19 was 232, while the total number in 2017–18 was 202.58.

The Authority's main offices are in Townsville, where 197 employees were based as at 30 June 2020. In addition, there were 11 employees in the Cairns office, three employees in Mackay, four employees in Rockhampton/Yeppoon, two employees in Brisbane, four employees in Gladstone and five employees in Canberra.

Table 15: Employee overview, 30 June 2019

a. Ongoing employees

Classification	Female		Male		Total
	Full-time	Part-time	Full-time	Part-time	
APS1	1	0	1	0	2
APS2	7	2	1	0	10
APS3	11	1	3	0	15
APS4	14	3	6	1	24
APS5	17	4	10	1	32
APS6	30	7	27	0	64
EL1	21	5	18	0	44
EL2	6	1	7	0	14
SES1	1	0	2	0	3
CEO	0	0	0	0	0
<b>Total</b>	<b>108</b>	<b>23</b>	<b>75</b>	<b>2</b>	<b>208</b>

b. Non-ongoing employees

Classification	Female		Male		Total
	Full-time	Part-time	Full-time	Part-time	
APS1	0	0	0	0	0
APS2	2	0	1	0	3
APS3	0	0	1	0	1
APS4	2	1	1	0	4
APS5	2	2	2	0	6
APS6	3	2	1	0	6
EL1	1	0	2	0	3
EL2	0	0	0	0	0
SES1	0	0	0	0	0
CEO	0	0	1	0	1
<b>Total</b>	<b>10</b>	<b>5</b>	<b>9</b>	<b>0</b>	<b>24</b>

APS = Australian Public Service; CEO = Chief Executive Officer; EL = Executive Level; SES = Senior Executive Service

## APPENDICES

Table 16: Workplace diversity figures, 30 June 2020

Classification	Total	Women		A&TSI		NESB		NESB1		NESB2		PWD	
		No.	%	No.	%	No.	%	No.	%	No.	%	No.	%
APS1	1	0	0	0	0	0	0	0	0	0	0	0	0
APS2	10	9	90	0	0	1	10	1	10	1	10	0	0
APS3	12	10	83	1	8	0	0	0	0	0	0	0	0
APS4	23	19	82	2	8	2	8	3	13	2	8	0	0
APS5	32	22	68	0	0	1	3	1	3	2	6	0	0
APS6	80	46	57	3	4	6	8	3	4	6	8	1	1
EL1	49	31	63	2	4	4	8	5	10	3	6	2	4
EL2	15	8	53	1	7	3	20	2	13	1	6	0	0
SES1	3	1	33	0	0	0	0	0	0	0	0	0	0
CEO	1	0	0	0	0	0	0	0	0	0	0	0	0
<b>Total</b>	<b>226</b>	<b>146</b>	<b>64</b>	<b>9</b>	<b>4</b>	<b>17</b>	<b>7</b>	<b>15</b>	<b>7</b>	<b>15</b>	<b>7</b>	<b>3</b>	<b>1</b>

APS = Australian Public Service; A&TSI = Aboriginal and Torres Strait Islander; CEO = Chief Executive Officer; EL = Executive level; NESB = Non-English speaking background; NESB1 = Non-English speaking background, second generation (mother); NESB2 = Non-English speaking background, second generation (father); No. = number; PWD = People with a disability; SES = Senior Executive Service

Table 17: Workplace diversity figures, 30 June 2019

Classification	Total	Women		A&TSI		NESB		NESB1		NESB2		PWD	
		No.	%	No.	%	No.	%	No.	%	No.	%	No.	%
APS1	2	1	50	0	0	0	0	0	0	0	0	0	0
APS2	13	11	85	0	0	1	8	1	8	1	8	0	0
APS3	16	12	75	2	13	0	0	0	0	0	0	0	0
APS4	28	20	71	1	4	1	4	3	11	2	7	0	0
APS5	38	25	66	0	0	0	0	1	3	2	5	0	0
APS6	70	42	60	5	7	1	1	3	4	5	7	1	1
EL1	47	27	57	2	4	2	4	4	9	2	4	3	6
EL2	14	7	50	0	0	1	7	2	14	1	14	0	0
SES1	3	1	33	0	0	0	0	0	0	0	0	0	0
CEO	1	0	0	0	0	0	0	0	0	0	0	0	0
<b>Total</b>	<b>232</b>	<b>146</b>	<b>63</b>	<b>10</b>	<b>4</b>	<b>6</b>	<b>3</b>	<b>14</b>	<b>6</b>	<b>13</b>	<b>6</b>	<b>4</b>	<b>2</b>

APS = Australian Public Service; A&TSI = Aboriginal and Torres Strait Islander; CEO = Chief Executive Officer; EL = Executive level; NESB = Non-English speaking background; NESB1 = Non-English speaking background, second generation (mother); NESB2 = Non-English speaking background, second generation (father); No. = number; PWD = People with a disability; SES = Senior Executive Service

## APPENDICES

Table 18: Salary ranges by classification level 2019–20

<b>Classification</b>	<b>Minimum salary (\$)</b>	<b>Maximum salary (\$)</b>
SES 2	-	-
SES 1	151,193	217,632
EL 2	119,246	149,679
EL 1	101,818	128,334
APS 6	81,441	92,663
APS 5	73,829	81,015
APS 4	66,461	73,283
APS 3	59,904	65,652
APS 2	52,916	59,482
APS 1	42,350	52,706

## Appendix C: Advertising and marketing

During 2019–20, the Authority undertook numerous advertising campaigns. Details of costs are summarised in Table 19.

### Recreational fishing project — zoning education

The Authority conducted separate campaigns to raise zoning awareness with a focus on illegal recreational fishing in no-take green zones. The zoning education and awareness campaign continued on from the previous financial year and ran throughout 2019–20. Targeted compliance and communication campaigns were held in Yeppoon during July, Gladstone during September, Green Island (Cairns) in December and an Eye on the Reef zoning app awareness and education campaign ran throughout June 2020.

The Eye on the Reef zoning app campaign focused on a single call to action — to download the Eye on the Reef App. The campaign was rolled out Reef-wide, with innovative billboards in Yeppoon, Airlie Beach and Cairns. A radio advertisement was aired in the Whitsundays and Mackay region as well as via the music app, Spotify. Eye on the Reef zoning app advertising was also strategically placed in various fishing publications to engage with both recreational fishers and yachties. This campaign had a strong digital focus with advertising placed on weather sites Seabreeze and Willy Weather, plus a suite of animated digital advertisements appearing in web browsers and in the feeds of the target audience on Facebook and Instagram. All advertising linked to a new landing page on the Authority’s website where clear instructions about how to download the free app were available.

### Reef HQ Aquarium marketing

A range of advertising promoted the Reef HQ Aquarium, the national education centre for the Great Barrier Reef. This included mainstream and social media promotions, email newsletters and exposure in tourism guides/ magazines.

Table 19: Media advertising organisations used in 2019–20

Advertising campaign and media organisations	Amount 2019–20	Amount 2018–19
Zoning education, Universal McCann	\$111,928.33	\$44,037.54
Be Reef Smart, Universal McCann	\$4764.00	Nil
Communications and regional engagement, Facebook	\$600.00	\$3521.33
Reef HQ Aquarium marketing, Universal McCann	\$28,250.19	\$40,866.24
Reef HQ Aquarium marketing, Southern Cross Austereo, Turtle Hospital 10 Years	\$5580.00	Nil
Reef HQ Aquarium Turtle Hospital marketing, Townsville and Magnetic Island Guide	\$960.00	\$960.00
Reef HQ Aquarium marketing, Sensis	\$309.96	\$1132.72
Reef HQ Aquarium marketing, Facebook	\$746.58	\$467.97
Reef HQ Aquarium marketing, Tripping Magazine	\$1050.00	\$1400.00
Reef HQ Aquarium marketing, Duo Magazine	\$300.00	\$1327.08
Reef HQ Aquarium marketing, Welcome Defence Magazine	Nil	\$340.00
Reef HQ Aquarium marketing, Pak Mag	\$3200.00	Nil
Reef HQ Aquarium marketing, Jorbens Hotel Guides	\$681.82	Nil
Reef HQ Aquarium marketing, NQ Touch Association	\$693.75	Nil



## APPENDICES

# Appendix D: Freedom of information

The *Freedom of Information Act 1982* (FOI Act) provides the community with the right of access to documents held by Australian Government agencies.

This right of access is limited only by certain exceptions and exemptions, which are contained in the FOI Act. Under the FOI Act, to request access to information an application must:

1. be made in writing
2. state that the request is an application for the purposes of the FOI Act
3. provide enough information about the document(s) for a responsible officer of the agency to indemnify it (them)
4. provide an address in Australia at which notices under the FOI Act may be sent to the applicant.

FOI requests should be sent to:

The FOI Officer  
C/- Legal Services  
Great Barrier Reef Marine Park Authority  
PO Box 1379  
TOWNSVILLE QLD 4810  
Australia

Alternatively, they can be lodged via email to [FOI@gbmpa.gov.au](mailto:FOI@gbmpa.gov.au).

FOI requests can also be delivered to the Authority's Townsville office at Northtown, 280 Flinders Street, Townsville, Queensland, 4810.

If the applicant decides to proceed with a request, charges may also be payable for the time spent searching for and retrieving relevant documents, decision-making time, photocopying and postage, etc. In the event that the Authority decides that an applicant is liable to pay a charge for processing a request, the applicant would be notified of the preliminary assessment of the charge and have the opportunity to contend that the charge should not be imposed or should be reduced.

If any difficulty arises in identifying a document or in providing access in the form requested, an officer of the agency will contact the applicant to resolve the difficulty. In consultation with the applicant, documents will be made available by mail to the address specified by the applicant or at the official FOI access point.

The authorised decision-makers in respect of a request made under the FOI Act for the agency are the CEO, general managers, director of legal services and senior legal officers.

Documents released under the FOI Act are listed on the agency's disclosure log, located at [www.gbrmpa.gov.au/home/freedom-of-information-requests/foi](http://www.gbrmpa.gov.au/home/freedom-of-information-requests/foi). This does not include those documents excepted under section 11C of the FOI Act.

## Freedom of information operations

During the 2019–20 financial year, the agency received eight requests for access to documents under the FOI Act.

Of those, three applications were granted full access, four applications were granted partial access and one application was refused.

## Appendix E: Ecologically sustainable development and environmental performance

Section 516A of the EPBC Act requires Australian Government organisations to report on their environmental performance and how they accord with and advance the principles of ecologically sustainable development.

Section 516A also promotes the development of a framework that integrates environmental, economic and social considerations and helps improve the environmental and ecologically sustainable development performance of Australian Government agencies.

The following is a summary of the Authority's 2019–20 activities per section 516A of the EPBC Act.

How the activities of the organisation and the administration of legislation by the organisation accord with the principles of ecologically sustainable development (section 516A(6)(a))

The following activities of the Authority accord with the principles of ecologically sustainable development (section 516A(6)(a)):

- administering and enforcing the Marine Park Act, which explicitly recognises these principles
- working with the Department of Agriculture, Water and the Environment, other agencies and stakeholders to promote ecologically sustainable development focused on:
  - ensuring the long-term protection, ecologically sustainable use, understanding and enjoyment of the Reef for all Australians and the international community through the control, care and development of the Marine Park
  - providing policy advice to the Environment Minister to ensure the Authority's environmental policies are mutually supportive.

During 2019–20, the Authority played a lead role in delivering the Reef 2050 Plan together with the Australian and Queensland governments and other key partners. This plan will set the overarching strategic framework of the Australian and Queensland governments for the Reef to address key pressures and threats.

Major progress was made towards developing the RIMReP as one of the Authority's most significant actions under the Reef 2050 Plan. The program's vision is to develop a knowledge system that enables resilience-based management of the Great Barrier Reef and its catchment, and provides managers with a comprehensive understanding of how the Reef 2050 Plan is progressing.

The range of activities presented in Part 3 of this annual report includes activities that integrate environmental, social and economic considerations. In addition, the day-to-day business of the agency — ensuring the long-term sustainability of biodiversity of the Great Barrier Reef — is achieved by managing the zoning plan, which was introduced on 1 July 2004 in consultation with stakeholders, communities and agencies.

The following activities accord with the principles of ecologically sustainable development, especially by employing or promoting the use of the precautionary principle:

- making decisions under the Marine Park Act
- releasing publications on climate change and the Great Barrier Reef
- making information readily available on the agency's external website
- working with the Australian and Queensland governments to progress implementation of the Reef 2050 Plan for the Great Barrier Reef.

The following agency activities accord with the principles of ecologically sustainable development by aiming to promote the conservation of the environment for the benefit of future generations:

- contributing to the conservation of biodiversity through:
  - encouraging integrated coastal management and improving knowledge on the role that coastal ecosystems play in the health of the Reef
  - encouraging collective action by community, industry and government to reduce the impacts of marine debris on the Reef

## APPENDICES

- continuing to address the impacts of fishing activities, illegal fishing and poaching
- improving the quality and extent of information on the water quality of the Reef
- continuing to implement the Marine Monitoring Program — a component of the Paddock to Reef Integrated Monitoring, Modelling and Reporting Program under the Reef 2050 Plan
- contributing to the conservation of biodiversity in marine ecosystems, including through continued implementation of the Representative Areas Program
- protecting the World Heritage values of Australia's Great Barrier Reef through:
  - regulation, including the consideration of proposed actions predominantly in, or adjacent to, the Great Barrier Reef and the Wet Tropics of Queensland World Heritage Area
  - communication, education and engagement, including the active promotion of the World Heritage values of the Great Barrier Reef
- working in partnership with stakeholder groups, directly or through programs, including:
  - the Reef Guardian Programs, primarily focused on local governments, schools and fishers
  - Traditional Owners, by developing sustainable traditional use of marine resources practices
  - advisory groups, which assist in the management of particular issues in Marine Park locations and operational programs.

The following Authority activities accord with the principles of ecologically sustainable development by aiming to improve valuation, pricing and incentive mechanisms:

- maintaining an accreditation program focused on high standard tourism operations
- working in partnership with Great Barrier Reef businesses and industry to improve their acceptance and valuation of environmental and social costs and benefits. Activities in 2019–20 included:
  - maintaining the Eye on the Reef Sightings Network, a reef monitoring and assessment program that enables anyone who visits the Reef to contribute to its long-term protection

by collecting valuable information about reef health, marine animals and incidents

- training tourism industry staff to monitor and record the health of the Reef at their high value tourism sites.

### How the outcomes specified in a relevant Appropriations Act contribute to ecologically sustainable development (section 516A(6)(b))

The outcome for the Authority is:

*The long-term protection, ecologically sustainable use, understanding and enjoyment of the Great Barrier Reef for all Australians and the international community through the care and development of the Marine Park.*

This outcome is explicit in providing for the ecologically sustainable use of the Marine Park and is achieved through the delivery of three objectives:

- to protect and restore the Reef's ecosystem health, resilience and biodiversity
- to safeguard the Reef's heritage
- to ensure use of the Marine Park is ecologically sustainable and benefits current and future generations.

A comprehensive assessment of work undertaken under these three objectives during 2019–20 is provided in Part 3 of this annual report.

### Effect of the organisation's activities on the environment (section 516A(6)(c))

The Authority is responsible for managing one of the world's premier natural resources through the care and development of the Marine Park. It manages the Marine Park as a multiple-use area and permits such uses that are ecologically sustainable and allowed by legislation.

In conjunction with its partners, the Authority maintained compliance and enforcement activities during 2019–20, with funding provided by both the Australian and Queensland governments for field management.

The Authority worked with the community, local councils, volunteer Local Marine Advisory Committees and Reef Guardian Schools to

## APPENDICES

undertake rubbish removal from sensitive sites, reduce dumping and encourage positive environmental behaviour.

### Measures being taken by the organisation to minimise the impact of its activities on the environment (section 516A(6)(d))

The Authority maintains a strong commitment to the continuous improvement of its own environmental performance. The reconstitution of a Green Office Committee provides opportunities to minimise impacts.

Reef HQ Aquarium continues to deliver in the area of energy efficiency and minimising environmental impacts. Sustainability is a key component of value for money procurement decisions and includes reducing energy consumption through the use of energy-efficient building materials, and the installation of more efficient lighting, pumps and other equipment.

Inspiring behavioural change to reduce waste and increase environmental awareness has been achieved in a number of ways, including:

- engaging staff and visitors in reducing peak energy demand through internal temperature control adjustment, keeping doors closed and switching off lights
- installing a new hydration station, removing single-use coffee cups, using recyclable and biodegradable containers in the café and retail areas, for example bamboo straws and serving bowls, as part of a holistic retail sustainability strategy
- showcasing sustainable material choices as part of talks and tours.

The investment in renewable energy that began with the installation of a 153kW peak photovoltaic system in 2011–12 and an additional 44kW in early 2013–14 was fully repaid in 2017. Reef HQ Aquarium's consumption remained 50 per cent less than the 2005–06 baseline (when the energy-saving retrofit began). During the reporting period, Reef HQ Aquarium's solar power station produced 289MW of energy.

Reef HQ Aquarium continues to improve its sustainability through the built environment and energy efficiency and has maintained a 50 per cent reduction of energy use from the baseline. New smart power management systems will further maximise the use of solar power generation.

Reef HQ Aquarium has partnered with Glaciem Cooling Technologies in a trial that is helping to deliver a new cooling solution for refrigeration that could help to optimise the use of renewable energy and reduce emissions from heating, ventilation, air conditioning and refrigeration. The project involves the installation of a 4000kg ice storage unit connected to the existing Reef HQ Aquarium cooling system. Renewable energy is first captured via the 256kW Reef HQ Aquarium solar power system and stored as thermal energy (ice) through the use of natural refrigerants. The use of natural refrigerants rather than the commonly used synthetic alternative, which are harmful to the environment, will enable Reef HQ Aquarium to further showcase innovative sustainability solutions. This system will enable the storage of solar power, which can then be used most efficiently to power Reef HQ Aquarium's air conditioning and aquarium tank cooling (which takes up to 50 per cent of Reef HQ Aquarium's current energy), while reducing CO<sub>2</sub> emissions.

The technology, developed by Glaciem Cooling Technologies Pty Ltd is being installed at three organisations around Australia, including Reef HQ Aquarium. The project is funded by the Australia Renewable Energy Agency as part of its Advancing Renewable Program.

Other measures carried out over the last year include:

- using the building management system to redirect and manage energy consumption at Reef HQ Aquarium
- increased focus on source reduction across Authority's office locations to reduce the volume of waste going to landfill
- using an automated office lighting system (timed as well as motion sensors in discrete rooms) in the main Townsville building to reduce energy consumption
- maintaining the triple-tier Ecotourism Australia's ECO Certification of Reef HQ Aquarium for Advanced Ecotourism, Climate Action Business and Respecting our Culture — the aquarium is one of only 15 organisations nationwide to achieve this. The certification requires a visit by Ecotourism Australia to audit and verify, which has not been able to occur due to COVID-19. The certification has been continued on the basis that they have been unable to visit

## APPENDICES

- choosing environmentally sustainable materials for Reef HQ Aquarium exhibits where possible (not all materials can be sustainable, e.g. PVC pipes)
- taking Australian Greenhouse Office specifications on fuel consumption targets into account when making vehicle leasing decisions; fuel consumption targets are now included in selection processes
- using hybrid energy vehicles for fleet use and using only ethanol-inclusive fuels (E10) in those vehicles; the Authority has two hybrid vehicles in its fleet
- undertaking pest control using methods designed to minimise environmental impact
- using energy-efficient multi-function devices (photocopiers, printers, scanners) and programming them for duplex printing to reduce paper usage and having a standby mode
- sending photocopier toner cartridges, disused desktop phones and disused mobile phones for recycling. IT systems that have a memory (hard drives and mobile phones) are destroyed as per the Authority's security policy and all other e-waste is recycled locally
- collecting fluorescent tubes, batteries and cardboard waste for recycling via a segregated waste system
- actively encouraging staff to recycle office paper and cardboard, which is collected by a local recycling company
- recycling packaging and envelopes
- printing corporate publications on recycled paper
- photocopier paper contains a percentage of recycled material
- providing documents electronically where possible to reduce paper use; the Authority is trialling electronic signatures and has reduced the number of physical files (scanning)
- using recycled toilet paper and hand towels in toilets and using dual-flush toilets as a water conservation measure.

### Mechanisms for reviewing and increasing the effectiveness of these measures (section 516A(6) (e))

Close analysis of energy performance helps the Authority determine how it can most effectively adopt the minimum energy performance measures to meet its needs and the Australian Government's targets.

In considering lease arrangements for future office accommodation, the Authority will consider a range of efficiency options, including seeking to achieve a minimum of 4.5-star National Australian Built Environment Rating System rating.



# Appendix F: Papers and presentations by agency staff

## Publications (as at 30 June 2020)

- Bell, I.P., Meager, J.J., Eguchi, T., Dobbs, K.A., Miller, J.D. and Madden Hof, C.A., 2020, Twenty-eight years of decline: nesting population demographics and trajectory of the north-east Queensland endangered hawksbill turtle (*Eretmochelys imbricata*), *Biological Conservation*, 241: 108376.
- Cumming, G.S. and Dobbs, K.A., 2019, Understanding regulatory frameworks for large marine protected areas: permits of the Great Barrier Reef Marine Park, *Biological Conservation*, 237: 3-11.
- Day, J.C., Kenchington, R.A., Tanzer, J.M. and Cameron, D.S., 2019, Marine zoning revisited: How decades of zoning the Great Barrier Reef has evolved as an effective spatial planning approach for marine ecosystem-based management, *Aquatic Conservation: Marine and Freshwater Ecosystems*, 29: 9-32.
- Dichmont, C.M., Dowling, N.A., Pascoe, S., Cannard, T., Pears, R.J., Breen, S., Roberts, T., Leigh, G.M. and Mangel, M., 2020, Operationalizing triple bottom line harvest strategies, *ICES Journal of Marine Science*, fsaa033: 10.1093/icesjms/fsaa033.
- Emms, M.A., Saenz-Agudelo, P., Giles, E.C., Gatins, R., Nanninga, G.B., Scott, A., Hobbs, J.A., Frisch, A.J., Mills, S.C. and Beldade, R., 2020, Comparative phylogeography of three host sea anemones in the Indo-Pacific, *Journal of Biogeography*, 47(2): 487-500.
- Fidelman, P., McGrath, C., Newlands, M., Dobbs, K., Jago, B. and Hussey, K., 2019, Regulatory implications of coral reef restoration and adaptation under a changing climate, *Environmental Science and Policy*, 100: 221-229.
- Fletcher, C.S., Bonin, M.C. and Westcott, D.A., 2020, *An ecologically-based operational strategy for COTS control: integrated decision-making from the site to the regional scale. Report to the National Environmental Science Programme. Reef and Rainforest Research Centre Limited, Cairns (65pp.)*.
- Frisch, A.J., Hobbs, J.A., Hansen, S.T., Williamson, D.H., Bonin, M.C., Jones, G.P. and Rizzari, J.R., 2019, Recovery potential of mutualistic anemone and anemonefish populations, *Fisheries Research*, 218: 1-9.
- Kroon, F.J., Lefèvre, C.D., Doyle, J.R., Patel, F., Milton, G., Severati, A., Kenway, M., Johansson, C.L., Schnebert, S., Thomas-Hall, P., Bonin, M.C., Cameron, D. and Westcott, D.A., 2020, DNA-based identification of predators of the corallivorous Crown-of-thorns starfish (*Acanthaster cf. solaris*) from fish faeces and gut contents, *Scientific Reports*, 10: 8184.
- McLeod, I.M., Williamson, D.H., Taylor, S., Srinivasan, M., Read, M., Boxer, C., Mattocks, N. and Ceccarelli, D.M., 2019, Bommies away! Logistics and early effects of repositioning 400 tonnes of displaced coral colonies following cyclone impacts on the Great Barrier Reef, *Ecological Management & Restoration*, 20(3): 262-265.
- Rasheed, M., Chartrand, K., Collier, C., Carter, A., McKenna, S., Honchin, C. and Fletcher, A., 2019, Developing light thresholds for tropical seagrasses and applying them in real time management of dredging and coastal development, *AMSA 2019: Marine Science for a Blue Economy*, 7-11 July 2019, pp. 121.
- Thiault, L., Weekers, D., Curnock, M., Marshall, N., Pert, P.L., Beeden, R., Dyer, M. and Claudet, J., 2020, Predicting poaching risk in marine protected areas for improved patrol efficiency, *Journal of Environmental Management*, 254: 109808.
- Thomas, C.R., Bennett, W.W., Garcia, C., Simmonds, A., Honchin, C., Turner, R., Hof, C.A.M. and Bell, I., 2020, Coastal bays and coral cays: multi-element study of *Chelonia mydas* forage in the Great Barrier Reef (2015–2017), *Science of the Total Environment*, 740: 140042.
- Waltham, N.J., Burrows, D., Wegscheidl, C., Buelow, C., Ronan, M., Connolly, N., Groves, P., Audas, D., Creighton, C. and Sheaves, M., 2019, Lost floodplain wetland environments and efforts to restore connectivity, habitat, and water quality settings on the Great Barrier Reef, *Frontiers in Marine Science*, 6: 71.
- Weekers, D., Mazerolle, L. and Zahnow, R., 2020, Space-time patterns of poaching risk: Using the

## APPENDICES

near-repeat hypothesis to inform compliance enforcement in marine protected areas, *Biological Conservation*, 248: 108652.

Wilmes, J.C., Schultz, D.J., Hoey, A.S., Messmer, V. and Pratchett, M.S. (in press), Habitat associations of settlement-stage crown-of-thorns starfish on Australia's Great Barrier Reef, *Coral Reefs*, doi: 10.1007/s00338-6.

### Presentations (as at 30 June 2020)

Dobbs, K., 2019, 'Commonwealth Blue Charter Action Group for Coral Reef Protection and Restoration', 11 July 2019.

Wachenfeld, D., 2019, 'Reef condition update for GBRF Board', Great Barrier Reef Foundation Board meeting, 15 August 2019.

Wachenfeld, D., 2019, 'Briefing on Reef condition and management to WWF Board', Visit to GBRMPA by WWF Board, Executive, guests, 16 August 2019.

Wachenfeld, D., 2019, 'Presentation for Board networking function', MPA Board networking function, 19 August 2019.

Wachenfeld, D., 2019, 'Brief on Reef condition and management for Bruce Lendon', 2 September 2019.

Hoey, J. and Schauble, C., 2019, 'Presentation of findings to LMAC's in September 2019', Local Marine Advisory Committee's (various), 4 September 2019.

Wachenfeld, D., 2019, 'Briefing for new Australian delegate to UNESCO: Megan Anderson', 24 September 2019.

Wachenfeld, D., 2019, 'Presentation for the DoEE World Heritage Forum', World Heritage Forum, 26 September 2019.

Wachenfeld, D., 2019, '*Outlook Report 2019*: Update for Reef HQ volunteers', 1 October 2019.

Wachenfeld, D., 2019, '*Outlook Report 2019*: Briefing on Outlook Report for GBRF Board', Great Barrier Reef Foundation Board, 3 October 2019.

Wachenfeld, D., 2019, 'Outlook Report brief for IUCN', 8 October 2019.

Wachenfeld, D., 2019, 'Brief on Outlook Report to UNESCO (Fanny Douvere)', 10 October 2019.

Wachenfeld, D., 2019, 'Brief on Outlook Report for Norwegian delegation to UNESCO', 10 October 2019.

Wachenfeld, D., 2019, 'Presentation to Master Reef Guides Cohort 3', Master Reef Guides Field School, 15 October 2019.

Cowlshaw, M., 2019, 'Reef 2050 Review Update for Reef Guardian Councils Steering Committee Meeting', Reef Guardian Councils Steering Committee, 17 October 2019.

Hoey, J., 2019, '*Outlook Report 2019* - What it means for Reef Guardian Councils and communities', Reef Guardian Councils Steering Committee, 17 October 2019.

Cowlshaw, M., 2019, 'Targets update for joint RAC and IEP Workshop', Reef 2050 Joint RAC and IEP Workshop, 24 October 2019.

Schauble, C., 2019, '*Outlook Report 2019* presentation to QDAF (Qld Fisheries staff)', 28 October 2019.

Wachenfeld, D., 2019, 'Brief for Ministerial Forum on current Reef health and forecasts for coming summer', Great Barrier Reef Ministerial Forum, 19 November 2019.

Houlden, B., 2019, 'GBR WQ Synthesis Workshop - Marine Monitoring Program', Great Barrier Reef Water Quality Synthesis Workshop, 25 November 2019.

Kerry, J., 2019, 'Presentation to Prof. Graeme Samuel (leading EPBC Act review) on State of the Reef', 12 December 2019.

Wachenfeld, D., 2020, 'Briefing for TRAC on reef condition', Tourism Reef Advisory Committee, 29 January 2020.

Wachenfeld, D., 2020, 'Briefing on health and outlook for the Reef for delegation from German parliament', 20 February 2020.

Wachenfeld, D., 2020, 'Reef condition briefing for Andrew Metcalfe (new Secretary of DAWE)', 12 March 2020.

Wachenfeld, D., Beeden, R. and Johnson, M., 2020, Briefing for MPA on 'science for management', Marine Park Authority Board meeting, 23 June 2020.

## APPENDICES

# Appendix G: Queensland Government financials

### Table of contents

Statement of Income and Expenses	147
Statement of Assets and Liabilities	148
<b>SECTION 1</b>	<b>149</b>
ABOUT THE PROGRAM AND THIS FINANCIAL REPORT PREPARATION	149
A1-1    GENERAL INFORMATION	149
A1-2    PURPOSE AND PRINCIPAL ACTIVITIES	149
A1-3    COMPLIANCE WITH PRESCRIBED REQUIREMENTS	150
A1-4    PRESENTATION	151
A1-5    AUTHORISATION OF FINANCIAL REPORT FOR ISSUE	151
A1-6    THE REPORTING PROGRAM	151
<b>SECTION 2</b>	<b>152</b>
NOTES ABOUT OUR FINANCIAL PERFORMANCE	152
B1    REVENUE	152
B1-1    USER CHARGES AND FEES	152
B1-2    OTHER REVENUE	152
B2    EXPENSES	153
B2-1    EMPLOYEE EXPENSES	153
B2-2    SUPPLIES AND SERVICES	154
B2-3    OTHER EXPENSES	155
<b>SECTION 3</b>	<b>156</b>
NOTES ABOUT OUR FINANCIAL POSITION	156
C1    RECEIVABLES	156
C2    PROPERTY, PLANT AND EQUIPMENT	156
C3    ACCRUED EMPLOYEE EXPENSES	157
Management Certificate	158

## APPENDICES

Department of Environment and Science  
 GREAT BARRIER REEF JOINT FIELD MANAGEMENT PROGRAM  
 SPECIAL PURPOSE FINANCIAL REPORT  
 Statement of Income and Expenses  
 for the year ended 30 June 2020

	Notes	2020 \$'000	2019 \$'000
<b>Income from continuing operations</b>			
<i>Revenue</i>			
User charges and fees	B1-1	308	325
Funding from the Joint Field Management Program		18,780	18,907
Other revenue	B1-2	33	6
<i>Total revenue</i>		19,121	19,238
Gain on sale		503	95
Revaluation of assets		31	-
<b>Total income from continuing operations</b>		19,655	19,333
<b>Expenses from continuing operations</b>			
Employee expenses	B2-1	10,927	9,382
Supplies and services	B2-2	7,203	6,903
Grants and subsidies		-	56
Depreciation and amortisation		1,606	1,392
Other expenses	B2-3	20	30
<b>Total expenses from continuing operations</b>		19,756	17,763
<b>Net surplus/(deficit)</b>		(101)	1,570

*The accompanying notes form part of these financial reports.*

## APPENDICES

Department of Environment and Science  
 GREAT BARRIER REEF JOINT FIELD MANAGEMENT PROGRAM  
 SPECIAL PURPOSE FINANCIAL REPORT  
 Statement of Assets and Liabilities  
 as at 30 June 2020

	Notes	2020 \$'000	2019 \$'000
<b>Current assets</b>			
Cash at bank		17	2,464
Receivables	C1	258	399
Other assets		108	-
<b>Total current assets</b>		383	2,863
<b>Non-current assets</b>			
Property, plant and equipment	C2	21,271	18,462
<b>Total non-current assets</b>		21,271	18,462
<b>Total assets</b>		21,654	21,325
<b>Current liabilities</b>			
Payables		20	462
Accrued employee benefits	C3	416	411
<b>Total liabilities</b>		436	873
<b>Net assets</b>		21,218	20,452

*The accompanying notes form part of these financial reports.*



## APPENDICES

Department of Environment and Science  
GREAT BARRIER REEF JOINT FIELD MANAGEMENT PROGRAM  
Notes to and forming part of the Special Purpose Financial Report  
for the year ended 30 June 2020

### SECTION 1 ABOUT THE PROGRAM AND THIS FINANCIAL REPORT

#### A1 BASIS OF FINANCIAL REPORT PREPARATION

##### A1-1 GENERAL INFORMATION

This special purpose financial report covers the Joint Field Management Program for the Great Barrier Reef World Heritage Area for the financial year 1 July 2019 to 30 June 2020.

The Great Barrier Reef Marine Park Authority is an Australian Government Statutory Authority that manages the contributions for this program.

The head office of business is:

Department of Environment and Science  
Level 32  
1 William St  
BRISBANE QLD 4000

The principal place of business:

Joint Field Management Program for  
The Great Barrier Reef Marine Park Authority and Queensland Parks and Wildlife Services  
280 Flinders Street  
TOWNSVILLE QLD 4810

For information in relation to the Great Barrier Reef Marine Park Authority financial report please call (07) 3330 5838, email [info@des.qld.gov.au](mailto:info@des.qld.gov.au) or visit the authority's website at <http://www.gbrmpa.gov.au>.

##### A1-2 PURPOSE AND PRINCIPAL ACTIVITIES

Through the *Great Barrier Reef Intergovernmental Agreement 2015* the Commonwealth and Queensland Governments have agreed to co-operatively plan, fund and deliver an integrated, strategically planned, and co-ordinated program of field management of marine and national parks within the Great Barrier Reef World Heritage Area.

## APPENDICES

Department of Environment and Science  
GREAT BARRIER REEF JOINT FIELD MANAGEMENT PROGRAM  
Notes to and forming part of the Special Purpose Financial Report  
for the year ended 30 June 2020

### A1 BASIS OF FINANCIAL REPORT PREPARATION (continued)

#### A1-2 PURPOSE AND PRINCIPAL ACTIVITIES (continued)

The Joint Field Management Program (the Program) will be directed at achieving the following outcomes:

- protection and conservation of the natural and cultural resources, including outstanding universal values
- protection of key vulnerable species, their habitats and ecosystems
- effective compliance with relevant Commonwealth and Queensland laws related to protection and management of the environmental and cultural values, including through education and understanding
- effective permitting systems and associated operational policies under relevant Commonwealth and Queensland laws related to protection and management of the environmental and cultural values
- ecologically sustainable public use
- understanding and enjoyment of Great Barrier Reef World Heritage Area natural and cultural resources and values by the public
- effective engagement with Traditional Owners in management
- increasing the effectiveness of the program and the efficient use of resources through the use of technology, analysis of data and the monitoring of trends, including for scientific, biological, recreational and commercial matters, and
- capacity to respond to environmental incidents, including through coordinated clean up and rehabilitation programs.

Pursuant to the *Great Barrier Reef Intergovernmental Agreement 2015*, the Commonwealth and Queensland Governments agree to provide ongoing base funding (recurrent and capital) for this Joint Field Management Program shared on a 50:50 basis. The contributions by both parties will be administered by the Great Barrier Reef Marine Park Authority.

The Authority then provides a grant to the Department to deliver its components of the Joint Field Management Program. To the extent that the Department does not spend the grant in the financial year to which it is allocated, the monies are to be reallocated in the next financial year by the Joint Field Management Program Strategy Group.

#### A1-3 COMPLIANCE WITH PRESCRIBED REQUIREMENTS

The Department of Environment and Science (the Department), a not-for-profit entity, has prepared this special purpose financial report in accordance with the Treasurer's determination whereby compliance with certain provisions of the *Financial and Performance Management Standard 2019* issued under the *Financial Accountability Act 2009* was exempt. These financial statements have been prepared in accordance with the recognition and measurement requirements specified by the Australian Accounting Standards and Interpretations and the disclosure requirements of AASB 101 *Presentation of Financial Statements*, AASB 108 *Accounting Policies, Changes in Accounting Estimates and Errors* and AASB 1054 *Australian Additional Disclosures*. As there are limited intended users of this report, the format and content is appropriate to meet the information needs of the specific users.

## APPENDICES

Department of Environment and Science  
GREAT BARRIER REEF JOINT FIELD MANAGEMENT PROGRAM  
Notes to and forming part of the Special Purpose Financial Report  
for the year ended 30 June 2020

### A1 BASIS OF FINANCIAL REPORT PREPARATION (continued)

#### A1-3 COMPLIANCE WITH PRESCRIBED REQUIREMENTS (continued)

##### **Cash**

The cash balance represents the cash receipts not spent as at 30 June 2020. This amount forms part of the Program's cash balance.

##### **Receivables**

Trade debtors are recognised at the amounts due at the time of sale or service delivery. Settlement of these amounts is required within 30 days from invoice date. The collectability of receivables is assessed periodically with provision being made for impairment. All known bad debts were written-off as at 30 June 2020.

##### **Payables**

Trade creditors are recognised upon receipt of the goods or services ordered and are measured at the nominal amount. Amounts owing are unsecured and are generally settled on 30 day terms.

#### A1-4 PRESENTATION

##### **Currency and Rounding**

Amounts included in the financial report is in Australian dollars and rounded to the nearest \$1,000, or, where that amount is \$500 or less, to zero, unless disclosure of the full amount is specifically required.

##### **Comparatives**

Comparative information reflects the audited 2018-19 financial report.

Comparative information has been restated where necessary to be consistent with the disclosure in the current period.

#### A1-5 AUTHORISATION OF FINANCIAL REPORT FOR ISSUE

The financial report is authorised for issue by the Acting Executive Director, Great Barrier Reef, Marine, Coastal and Islands and the Chief Finance Officer at the date of signing the Management Certificate.

#### A1-6 THE REPORTING PROGRAM

The financial report includes the value of all revenues, expenses, assets and liabilities of the program, managed by the Department on behalf of the Queensland Government.

## APPENDICES

Department of Environment and Science  
GREAT BARRIER REEF JOINT FIELD MANAGEMENT PROGRAM  
Notes to and forming part of the Special Purpose Financial Report  
for the year ended 30 June 2020

**SECTION 2**  
**NOTES ABOUT OUR FINANCIAL PERFORMANCE**

### B1 REVENUE

#### B1-1 USER CHARGES AND FEES

	<b>2020</b>	<b>2019</b>
	<b>\$'000</b>	<b>\$'000</b>
Operating lease rental income	295	309
Rent received	13	16
	<u>308</u>	<u>325</u>

#### B1-2 OTHER REVENUE

	<b>2020</b>	<b>2019</b>
	<b>\$'000</b>	<b>\$'000</b>
Insurance recoveries	-	6
Cape upstart oil spill <sup>(1)</sup>	30	-
General recoveries	3	-
	<u>33</u>	<u>6</u>

<sup>(1)</sup> Final reimbursement relating to Cape Upstart oil spill in 2015.

## APPENDICES

Department of Environment and Science  
GREAT BARRIER REEF JOINT FIELD MANAGEMENT PROGRAM  
Notes to and forming part of the Special Purpose Financial Report  
for the year ended 30 June 2020

### B2 EXPENSES

#### B2-1 EMPLOYEE EXPENSES

	2020 \$'000	2019 \$'000
<i>Employee benefits</i>		
Salaries and wages	8,568	7,407
Employer superannuation contributions	1,082	927
Annual leave levy expense	921	782
Long service leave levy expense	198	152
<i>Employee related expenses</i>		
Workers compensation expense	76	95
Other employee expenses	82	19
	<u>10,927</u>	<u>9,382</u>

#### Employee Benefits

Employer superannuation contributions, annual leave levies and long service leave levies are regarded as employee benefits.

Workers' compensation insurance is a consequence of employing employees and is not counted in an employee's total remuneration package. Whilst this is not an employee benefit it is however recognised separately as an employee related expense. The Department pays a premium to WorkCover Queensland in respect of its obligations for employee compensation.

#### Wages, Salaries and Sick Leave

Wages and salaries due but unpaid at reporting date are recognised as liabilities at the current undiscounted salary rates expected to be wholly settled within the next 12 months. Prior history indicates that on average, sick leave taken each reporting period is less than the entitlement accrued which is expected to continue in future. Accordingly, no liability for unused sick leave entitlements is recognised. As sick leave is non-vesting, an expense is recognised for this leave as it is taken.



## APPENDICES

Department of Environment and Science  
GREAT BARRIER REEF JOINT FIELD MANAGEMENT PROGRAM  
Notes to and forming part of the Special Purpose Financial Report  
for the year ended 30 June 2020

### B2 EXPENSES (continued)

#### B2-1 EMPLOYEE EXPENSES (continued)

##### Annual Leave and Long Service Leave

Under the Queensland Government's Annual Leave Central Scheme (ALCS) and Long Service Leave (LSL) Schemes, levies are made on the department to cover the cost of employees' annual leave (including leave loading and on-costs) and LSL. The levies are recognised as expense in the period in which they are payable. Amounts paid to employees for annual leave and LSL are claimed from the schemes quarterly in arrears. No provisions for annual leave and LSL are recognised in the department's financial statements as the liabilities are held on a whole-of-government basis and reported in those financial statements.

##### Superannuation

Employer superannuation contributions are paid to QSuper, the superannuation scheme for Queensland Government employees, at rates determined by the Treasurer on the advice of the State Actuary. Contributions are expensed in the period in which they are paid or payable. The department's obligation is limited to its contribution to QSuper.

#### B2-2 SUPPLIES AND SERVICES

	<b>2020</b>	<b>2019</b>
	<b>\$'000</b>	<b>\$'000</b>
Consultants and contractors	1,065	1,073
Repairs and maintenance	1,223	1,070
Corporate support expense	1,062	1,001
Travel	1,049	883
Motor vehicles	1,029	867
Materials and consumables	744	316
Accommodation and operating leases	518	553
Information and communication technologies	234	259
Electricity and gas	67	79
Legal expenses	24	-
Service costs to other agencies and shared service providers	3	-
Minor plant and equipment	-	273
Other supplies and services	185	529
	<u>7,203</u>	<u>6,903</u>

## APPENDICES

Department of Environment and Science  
GREAT BARRIER REEF JOINT FIELD MANAGEMENT PROGRAM  
Notes to and forming part of the Special Purpose Financial Report  
for the year ended 30 June 2020

### B2 EXPENSES (continued)

#### B2-3 OTHER EXPENSES

	<b>2020</b>	<b>2019</b>
	<b>\$'000</b>	<b>\$'000</b>
Ex-gratia payments	-	7
Licence and registration fees	5	7
Bank and statutory fees	1	1
Sundry expenses	14	15
	<u>20</u>	<u>30</u>

## APPENDICES

Department of Environment and Science  
**GREAT BARRIER REEF JOINT FIELD MANAGEMENT PROGRAM**  
 Notes to and forming part of the Special Purpose Financial Report  
 for the year ended 30 June 2020

### SECTION 3 NOTES ABOUT OUR FINANCIAL POSITION

#### C1 RECEIVABLES

	<b>2020</b>	<b>2019</b>
	<b>\$'000</b>	<b>\$'000</b>
GST receivable	133	242
Annual leave claims receivable	84	157
Long service leave claims receivable	32	-
Trade debtors	9	-
	<u>258</u>	<u>399</u>

#### C2 PROPERTY, PLANT AND EQUIPMENT

	<b>2020</b>	<b>2019</b>
	<b>\$'000</b>	<b>\$'000</b>
<b>Buildings: at fair value</b>		
Gross	5,608	5,278
Less: Accumulated depreciation	(2,433)	(2,304)
	<u>3,175</u>	<u>2,974</u>
<b>Heritage and Cultural Assets: at fair value</b>		
Gross	15	15
Less: Accumulated depreciation	(3)	(3)
	<u>12</u>	<u>12</u>
<b>Plant and equipment: at cost</b>		
Gross	12,875	12,334
Less: Accumulated depreciation	(6,105)	(4,950)
	<u>6,770</u>	<u>7,384</u>
<b>Infrastructure: at fair value</b>		
Gross	3,510	3,178
Less: Accumulated depreciation	(853)	(606)
	<u>2,657</u>	<u>2,572</u>
<b>Capital works in progress: at cost</b>	8,657	5,520
<b>Property, plant and equipment Total</b>	<u><u>21,271</u></u>	<u><u>18,462</u></u>

## APPENDICES

Department of Environment and Science  
GREAT BARRIER REEF JOINT FIELD MANAGEMENT PROGRAM  
Notes to and forming part of the Special Purpose Financial Report  
for the year ended 30 June 2020

### C2 PROPERTY, PLANT AND EQUIPMENT (continued)

Items of property, plant, and equipment with a cost or other value equal to or in excess of the following thresholds are recognised for financial reporting purposes in the year of acquisition:

Buildings	\$10,000
Infrastructure	\$10,000
Other (including heritage & cultural)	\$5,000
Land	\$1

Items with lesser value are expensed in the year of acquisition. Property, plant and equipment acquisitions were \$4.030m (2019: \$4.257m).

Building and infrastructure assets are comprehensively valued using a rolling revaluation program. The valuation is at fair value and is undertaken independently by the State Valuation Service, Department of Natural Resources, Mines and Energy.

Plant and equipment is valued at cost in accordance with Queensland Treasury's Non-Current Asset Policies for the Queensland Public Sector.

The non-current physical assets (excluding motor vehicles) are insured through the Queensland Government Insurance Fund. Motor vehicles are insured through commercial insurers.

### C3 ACCRUED EMPLOYEE EXPENSES

	2020 \$'000	2019 \$'000
Annual leave levy payable	281	169
Salary and wages payable	74	164
Long service leave levy payable	61	78
	<u>416</u>	<u>411</u>

## APPENDICES

### Department of Environment and Science

#### In relation to the Joint Field Management Program for the Great Barrier Reef World Heritage Area

#### Management Certificate

for the year ended 30 June 2020

This special purpose financial report has been prepared pursuant to:

- the *Great Barrier Reef Intergovernmental Agreement 2015* between the Commonwealth and the Queensland Governments
- the *Memorandum of Understanding for Provision of Field Management Services for The Great Barrier Reef Marine Park and Queensland Marine and National Parks within the Great Barrier Reef World Heritage Area (2019-22)* (dated 27 September 2019)
- the Great Barrier Reef Marine Park Authority, and
- the decisions of the Field Management Strategy Group outlined in the *Field Management Annual Business Plan 2019-20*.

In accordance with these agreements, we certify that in our opinion:

- a) the prescribed requirements for establishing and keeping the accounts have been complied with in all material respects
- b) the reports have been drawn up to present a true and fair view, in accordance with prescribed accounting standards, of the transactions of the Department of Environment and Science in relation to the Great Barrier Reef Joint Field Management Program for the year ended 30 June 2020 and of the financial position of the program at the end of the year, and
- c) financial assistance received has been expended in accordance with the purposes for which it was given in the financial year.



**Lynda Delaforce**

Chief Finance Officer  
Department of Environment and Science

Date: 2 September 2020



**Damien Head**

Acting Executive Director  
QPWS and Partnerships  
Department of Environment and Science

Date: 2 September 2020





PART 6

# Acronyms and Index

**EYE ON THE REEF**

A Great Barrier Reef  
Marine Park Authority Initiative

## ACRONYMS AND INDEX

### Acronyms

<b>AC</b>	Audit committee	<b>NESP</b>	National Environmental Science Programme
<b>AIMS</b>	Australian Institute of Marine Science	<b>PAAF</b>	Permit Application assessment fee
<b>AM</b>	Member of the Order	<b>PhD</b>	Doctor of Philosophy
<b>AMSA</b>	Australian Maritime Safety Authority	<b>PGPA Act</b>	<i>Public Governance, Performance and Accountability Act 2013</i>
<b>ANAO</b>	Australian National Audit Office	<b>PGPA Rule</b>	Public Governance, Performance and Accountability Rule
<b>APS</b>	Australian Public Service	<b>PWD</b>	People with a disability
<b>APSC</b>	Australian Public Service Commission	<b>QBFP</b>	Queensland Boating and Fisheries Patrol
<b>A&amp;TSI</b>	Aboriginal and Torres Strait Islander	<b>QPWS</b>	Queensland Parks and Wildlife Service
<b>CEO</b>	Chief Executive Officer	<b>RAP</b>	Reconciliation Action Plan
<b>COTS</b>	Crown-of-thorns starfish	<b>RIMReP</b>	Reef 2050 Integrated Monitoring and Reporting Program
<b>CSIRO</b>	Commonwealth Scientific and Industrial Research Organisation	<b>RJFMP</b>	Reef Joint Field Management Program
<b>EIS</b>	Environmental impact statement	<b>SES</b>	Senior Executive Service
<b>EL</b>	Executive level	<b>SME</b>	Small and medium enterprises
<b>EMC</b>	Environmental management charge	<b>SOCC</b>	Species of conservation concern
<b>EMG</b>	Executive Management Group	<b>TRAC</b>	Tourism Reef Advisory Committee
<b>ENA</b>	Equipment notification approval	<b>TUMRA</b>	Traditional Use of Marine Resources Agreement
<b>EPBC Act</b>	<i>Environment Protection and Biodiversity Conservation Act 1999</i>	<b>UNESCO</b>	United Nations Educational, Scientific and Cultural Organization
<b>FINFO</b>	Further information	<b>VIN</b>	Vessel identification number
<b>FANs</b>	Future act notifications	<b>VNA</b>	Vessel notification approval
<b>FNA</b>	Facility notification approval	<b>VMS</b>	Vessel monitoring system
<b>FOI</b>	Freedom of information		
<b>GBR</b>	Great Barrier Reef		
<b>GBRMPA</b>	Great Barrier Reef Marine Park Authority		
<b>GST</b>	Goods and services tax		
<b>HR</b>	Human resources		
<b>ICRI</b>	International Coral Reef Initiative		
<b>IT</b>	Information technology		
<b>IRAC</b>	Indigenous Reef Advisory Committee		
<b>IUCN</b>	International Union for the Conservation of Nature		
<b>JCU</b>	James Cook University		
<b>LMAC</b>	Local Marine Advisory Committee		
<b>MNA</b>	Mooring notification approval		
<b>MP</b>	Member of Parliament		
<b>MPA</b>	Marine Park Authority		
<b>NAIDOC</b>	National Aborigines and Islands Day Observance Committee		
<b>NESB</b>	Non-English speaking background		

# Glossary

**Appropriation**

Public funds appropriated for a specific purpose.

**Biodiversity**

The variability among living organisms from all sources including terrestrial, marine and other aquatic ecosystems, and the ecological complexes of which they are part.

**COVID-19**

The infectious disease caused by Coronavirus.

**Ecosystem resilience**

The capacity of an ecosystem to recover from disturbance or withstand ongoing pressures.

**Environmental management charge**

A charge associated with some commercial activities in the Great Barrier Reef Marine Park, including tourism operations, non-tourist charter operations, and facilities. The activities are undertaken with permission granted by the Great Barrier Reef Marine Park Authority.

**Outstanding universal value**

Under the World Heritage Convention, a property is considered to have outstanding universal value if it is of 'cultural and/or natural significance which is so exceptional as to transcend national boundaries and to be of common importance for present and future generations of all humanity'.

**Photovoltaic**

A potential sources of electric current under the influence of light or similar radiation.

**Plan of management**

A plan prepared for intensively used, or particularly vulnerable, groups of island and reefs and for the protection of vulnerable species or ecological communities.

**Portfolio budget statement**

A statement to inform Senators, Members of Parliament and the public of the proposed allocation of resources to government outcomes by agencies within the portfolio.

**Traditional Use of Marine Resources Agreement**

A formal agreement that describes how a Traditional Owner group works in partnership with the Australian and Queensland governments to manage traditional use activities on their Sea Country.



## List of requirements

PGPA Rule Reference	Part of Report	Description	Requirement	Page No
<b>17AD(g)</b>	<b>Letter of transmittal</b>			
17AI		A copy of the letter of transmittal signed and dated by accountable authority on date final text approved, with statement that the report has been prepared in accordance with section 46 of the Act and any enabling legislation that specifies additional requirements in relation to the annual report.	Mandatory	3
<b>17AD(h)</b>	<b>Aids to access</b>			
17AJ(a)		Table of contents.	Mandatory	5
17AJ(b)		Alphabetical index.	Mandatory	169-180
17AJ(c)		Glossary of abbreviations and acronyms.	Mandatory	160-161
17AJ(d)		List of requirements.	Mandatory	162-167
17AJ(e)		Details of contact officer.	Mandatory	2
17AJ(f)		Entity's website address.	Mandatory	2
17AJ(g)		Electronic address of report.	Mandatory	2
<b>17AD(a)</b>	<b>Review by accountable authority</b>			
17AD(a)		A review by the accountable authority of the entity.	Mandatory	11-14
<b>17AD(b)</b>	<b>Overview of the entity</b>			
17AE(1)(a)(i)		A description of the role and functions of the entity.	Mandatory	15-16
17AE(1)(a)(ii)		A description of the organisational structure of the entity.	Mandatory	17
17AE(1)(a)(iii)		A description of the outcomes and programmes administered by the entity.	Mandatory	22, 29, 52, 66
17AE(1)(a)(iv)		A description of the purposes of the entity as included in corporate plan.	Mandatory	16
17AE(1)(aa)(i)		Name of the accountable authority or each member of the accountable authority	Mandatory	16
17AE(1)(aa)(ii)		Position title of the accountable authority or each member of the accountable authority	Mandatory	16
17AE(1)(aa)(iii)		Period as the accountable authority or member of the accountable authority within the reporting period	Mandatory	16

## ACRONYMS AND INDEX

PGPA Rule Reference	Part of Report	Description	Requirement	Page No
17AE(1)(b)		An outline of the structure of the portfolio of the entity.	Portfolio departments mandatory	NA
17AE(2)		Where the outcomes and programs administered by the entity differ from any Portfolio Budget Statement, Portfolio Additional Estimates Statement or other portfolio estimates statement that was prepared for the entity for the period, include details of variation and reasons for change.	If applicable, Mandatory	NA
<b>17AD(c)</b>	<b>Report on the Performance of the entity</b>			
	<b>Annual performance Statements</b>			
17AD(c)(i); 16F		Annual performance statement in accordance with paragraph 39(1)(b) of the Act and section 16F of the Rule.	Mandatory	21-74
<b>17AD(c)(ii)</b>	<b>Report on Financial Performance</b>			
17AF(1)(a)		A discussion and analysis of the entity's financial performance.	Mandatory	18-20, 95-130
17AF(1)(b)		A table summarising the total resources and total payments of the entity.	Mandatory	132-133
17AF(2)		If there may be significant changes in the financial results during or after the previous or current reporting period, information on those changes, including: the cause of any operating loss of the entity; how the entity has responded to the loss and the actions that have been taken in relation to the loss; and any matter or circumstances that it can reasonably be anticipated will have a significant impact on the entity's future operation or financial results.	If applicable, Mandatory	NA
<b>17AD(d)</b>	<b>Management and Accountability</b>			
	<b>Corporate Governance</b>			
17AG(2)(a)		Information on compliance with section 10 (fraud systems)	Mandatory	84
17AG(2)(b)(i)		A certification by accountable authority that fraud risk assessments and fraud control plans have been prepared.	Mandatory	3
17AG(2)(b)(ii)		A certification by accountable authority that appropriate mechanisms for preventing, detecting incidents of, investigating or otherwise dealing with, and recording or reporting fraud that meet the specific needs of the entity are in place.	Mandatory	3

## ACRONYMS AND INDEX

PGPA Rule Reference	Part of Report	Description	Requirement	Page No
17AG(2)(b)(iii)		A certification by accountable authority that all reasonable measures have been taken to deal appropriately with fraud relating to the entity.	Mandatory	3
17AG(2)(c)		An outline of structures and processes in place for the entity to implement principles and objectives of corporate governance.	Mandatory	75-76
17AG(2)(d) – (e)		A statement of significant issues reported to Minister under paragraph 19(1)(e) of the Act that relates to non-compliance with Finance law and action taken to remedy non-compliance.	If applicable, Mandatory	NA
<b><i>Audit Committee</i></b>				
17AG(2A)(a)		A direct electronic address of the charter determining the functions of the entity's audit committee.	Mandatory	81
17AG(2A)(b)		The name of each member of the entity's audit committee.	Mandatory	82
17AG(2A)(c)		The qualifications, knowledge, skills or experience of each member of the entity's audit committee.	Mandatory	82
17AG(2A)(d)		Information about the attendance of each member of the entity's audit committee at committee meetings.	Mandatory	83
17AG(2A)(e)		The remuneration of each member of the entity's audit committee.	Mandatory	81
<b><i>External Scrutiny</i></b>				
17AG(3)		Information on the most significant developments in external scrutiny and the entity's response to the scrutiny.	Mandatory	86-87
17AG(3)(a)		Information on judicial decisions and decisions of administrative tribunals and by the Australian Information Commissioner that may have a significant effect on the operations of the entity.	If applicable, Mandatory	86-87
17AG(3)(b)		Information on any reports on operations of the entity by the Auditor General (other than report under section 43 of the Act), a Parliamentary Committee, or the Commonwealth Ombudsman.	If applicable, Mandatory	86-87
17AG(3)(c)		Information on any capability reviews on the entity that were released during the period.	If applicable, Mandatory	86-87
<b><i>Management of Human Resources</i></b>				
17AG(4)(a)		An assessment of the entity's effectiveness in managing and developing employees to achieve entity objectives.	Mandatory	87



## ACRONYMS AND INDEX

PGPA Rule Reference	Part of Report	Description	Requirement	Page No
17AG(4)(aa)		Statistics on the entity's employees on an ongoing and non ongoing basis, including the following: (a) statistics on full time employees; (b) statistics on part time employees; (c) statistics on gender (d) statistics on staff location	Mandatory	134-136
17AG(4)(b)		Statistics on the entity's APS employees on an ongoing and non ongoing basis; including the following: <ul style="list-style-type: none"> <li>• Statistics on staffing classification level;</li> <li>• Statistics on full time employees;</li> <li>• Statistics on part time employees;</li> <li>• Statistics on gender;</li> <li>• Statistics on staff location;</li> <li>• Statistics on employees who identify as Indigenous.</li> </ul>	Mandatory	134-136
17AG(4)(c)		Information on any enterprise agreements, individual flexibility arrangements, Australian workplace agreements, common law contracts and determinations under subsection 24(1) of the <i>Public Service Act 1999</i> .	Mandatory	89, 91
17AG(4)(c)(i)		Information on the number of SES and non SES employees covered by agreements etc identified in paragraph 17AG(4)(c).	Mandatory	89
17AG(4)(c)(ii)		The salary ranges available for APS employees by classification level.	Mandatory	137
17AG(4)(c)(iii)		A description of non salary benefits provided to employees.	Mandatory	89-91
17AG(4)(d)(i)		Information on the number of employees at each classification level who received performance pay.	If applicable, Mandatory	91
17AG(4)(d)(ii)		Information on aggregate amounts of performance pay at each classification level.	If applicable, Mandatory	NA
17AG(4)(d)(iii)		Information on the average amount of performance payment, and range of such payments, at each classification level.	If applicable, Mandatory	NA
17AG(4)(d)(iv)		Information on aggregate amount of performance payments.	If applicable, Mandatory	NA
<b>Assets Management</b>				
17AG(5)		An assessment of effectiveness of assets management where asset management is a significant part of the entity's activities.	If applicable, mandatory	92-93

## ACRONYMS AND INDEX

PGPA Rule Reference	Part of Report	Description	Requirement	Page No
<b>Purchasing</b>				
17AG(6)		An assessment of entity performance against the <i>Commonwealth Procurement Rules</i> .	Mandatory	93
<b>Consultants</b>				
17AG(7)(a)		A summary statement detailing the number of new contracts engaging consultants entered into during the period; the total actual expenditure on all new consultancy contracts entered into during the period (inclusive of GST); the number of ongoing consultancy contracts that were entered into during a previous reporting period; and the total actual expenditure in the reporting year on the ongoing consultancy contracts (inclusive of GST).	Mandatory	93
17AG(7)(b)		A statement that <i>“During [reporting period], [specified number] new consultancy contracts were entered into involving total actual expenditure of \$[specified million]. In addition, [specified number] ongoing consultancy contracts were active during the period, involving total actual expenditure of \$[specified million]”</i> .	Mandatory	93
17AG(7)(c)		A summary of the policies and procedures for selecting and engaging consultants and the main categories of purposes for which consultants were selected and engaged.	Mandatory	93
17AG(7)(d)		A statement that <i>“Annual reports contain information about actual expenditure on contracts for consultancies. Information on the value of contracts and consultancies is available on the AusTender website.”</i>	Mandatory	93
<b>Australian National Audit Office Access Clauses</b>				
17AG(8)		If an entity entered into a contract with a value of more than \$100 000 (inclusive of GST) and the contract did not provide the Auditor General with access to the contractor’s premises, the report must include the name of the contractor, purpose and value of the contract, and the reason why a clause allowing access was not included in the contract.	If applicable, Mandatory	NA

## ACRONYMS AND INDEX

PGPA Rule Reference	Part of Report	Description	Requirement	Page No
<b>Exempt contracts</b>				
17AG(9)		If an entity entered into a contract or there is a standing offer with a value greater than \$10 000 (inclusive of GST) which has been exempted from being published in AusTender because it would disclose exempt matters under the FOI Act, the annual report must include a statement that the contract or standing offer has been exempted, and the value of the contract or standing offer, to the extent that doing so does not disclose the exempt matters.	If applicable, Mandatory	NA
<b>Exempt contracts</b>				
17AG(10)(a)		A statement that “[Name of entity] supports small business participation in the Commonwealth Government procurement market. Small and Medium Enterprises (SME) and Small Enterprise participation statistics are available on the Department of Finance’s website.”	Mandatory	94
17AG(10)(b)		An outline of the ways in which the procurement practices of the entity support small and medium enterprises.	If applicable, Mandatory	94
17AG(10)(c)		If the entity is considered by the Department administered by the Finance Minister as material in nature—a statement that “[Name of entity] recognises the importance of ensuring that small businesses are paid on time. The results of the Survey of Australian Government Payments to Small Business are available on the Treasury’s website.”	If applicable, Mandatory	NA
<b>Financial Statements</b>				
17AD(e)		Inclusion of the annual financial statements in accordance with subsection 43(4) of the Act.	Mandatory	95-130
<b>Executive Remuneration</b>				
17AD(da)		Information about executive remuneration in accordance with Subdivision C of Division 3A of Part 2 3 of the Rule.	Mandatory	90

## ACRONYMS AND INDEX

PGPA Rule Reference	Part of Report	Description	Requirement	Page No
<b>17AD(f)</b>	<b>Other Mandatory Information</b>			
17AH(1)(a)(i)		If the entity conducted advertising campaigns, a statement that <i>“During [reporting period], the [name of entity] conducted the following advertising campaigns: [name of advertising campaigns undertaken]. Further information on those advertising campaigns is available at [address of entity’s website] and in the reports on Australian Government advertising prepared by the Department of Finance. Those reports are available on the Department of Finance’s website.”</i>	If applicable, Mandatory	138
17AH(1)(a)(ii)		If the entity did not conduct advertising campaigns, a statement to that effect.	If applicable, Mandatory	NA
17AH(1)(b)		A statement that <i>“Information on grants awarded by [name of entity] during [reporting period] is available at [address of entity’s website].”</i>	If applicable, Mandatory	94
17AH(1)(c)		Outline of mechanisms of disability reporting, including reference to website for further information.	Mandatory	89
17AH(1)(d)		Website reference to where the entity’s Information Publication Scheme statement pursuant to Part II of FOI Act can be found.	Mandatory	139
17AH(1)(e)		Correction of material errors in previous annual report	If applicable, mandatory	NA
17AH(2)		Information required by other legislation	Mandatory	140-143

# Alphabetical index

## A

*Aboriginal and Torres Strait Islander Heritage Strategy for the Marine Park* 12, 29, 43, 48–9

Aboriginal and Torres Strait Islander peoples  
 Reflect Reconciliation Action Plan 84  
 return to country with Traditional Owners 45  
*see also* Indigenous *headings*; Traditional Owners

access for people with disabilities 89

Accountable Authority 16, 18, 21, 99  
 instructions 93

acronyms 160

Acting Chief Operating Officer, Corporate Services 81

Administrative Appeals Tribunal, applications before 35

advertising and marketing 138

advisory committees 141  
 Indigenous Reef Advisory Committee 13, 85  
 Local Marine Advisory Committee 23, 63, 84–5, 141  
 purpose 84  
 Reef Advisory Committees 76, 84  
 Tourism Reef Advisory Committee 14, 85

aerial surveillance 46, 51

Airlie Beach, outreach education 47

American Universities International Programs (AUIP) 64

annual operating plan 85

annual performance statements 21–84  
 Program Area 1 16, 22–8, 85  
 Program Area 2 17, 29–51, 85  
 Program Area 3 17, 52–65, 85  
 Program Area 4 16, 66–74, 85

Annual Permission Compliance Plan 35–6

APS Statistical Bulletin 89

APS Values and Code of Conduct 85, 89

*AS8001–2008 Fraud and corruption control* 84

asset management 92–3

Assistant Minister for Waste Reduction and Environmental Management 18, 26

Association of Marine Park Tourism Operators 59

Audit and Risk Management Committee 81–3, 89  
 Charter of Operation 81, 82, 86  
 functions and responsibilities 82–3  
 internal audit reports 83  
 meetings and attendance 83  
 members 81, 82  
 remuneration of members 81

Auditor-General  
 access by 94  
 reports 86–7

audits

external 86  
 internal 37, 83, 85

AusTender (website) 70, 93

Australia Renewable Energy Agency 142

Australian Border Force water patrols 46

Australian Geographic 59

Australian Government Service Agriculture Water and the Environment Portfolio 15

Australian Institute of Marine Science (AIMS) 12, 22, 23

Australian National Audit Office  
 independent auditor's report 96–8  
 reports 37, 39, 86

Australian Public Service Commission  
 COVID-19 advice 88, 89, 91  
 State of the Service reports 89

Authority Board 14, 17, 33, 76–80, 84, 85, 89  
 meeting schedule and attendance 80  
 membership 76–9, 118, 126  
 new appointments 14, 76  
 remuneration 126  
 responsibilities 76

Authority Consultative Group 89

## B

Banks, Simon 81, 88, 90, 91, 126

'Be Reef Smart' educational campaign 29, 52  
 case study 65

Bell, Peter 81, 82, 83

biodiversity conservation 140–1

Blueprint *see* Great Barrier Reef Blueprint for Resilience

Board (GBRMPA) *see* Authority Board

Brisbane office 76, 135

business continuity 91

bycatch 60, 64

## C

Cairns Area Plan of Management 1998 18

Cairns office 60, 76, 135

Canberra office 89, 135

capability development 67

Capacity Building for Indigenous Rangers Strategy 18

capital management plans 93

Capricorn–Bunker Group  
 acoustic monitoring of seabird species nesting 68  
 Crown-of-thorns Starfish Control Program, case study 74

cash flow statement 103

casual staff 20

Chairperson 76–7

Chief Executive Officer iii, 17, 18, 21, 77  
 review by 11–14

Chief Financial Officer 99



## ACRONYMS AND INDEX

- climate change, position statement by the Authority 11, 22, 25
- coastal ecosystems 140
  - positions statement 25
- collaboration, with research partners 11, 13, 16, 23, 24
- Comcare 89
- Comcover risk management benchmarking program 83
- commercial fisheries
  - aerial surveillance 46, 51
  - compliance 46, 47, 51
  - non-compliance 47, 51
  - offences 47
  - vessel tracking 45, 46–7, 51
- Commonwealth Blue Charter 25
- Commonwealth offences (recreational fishing) 46
- Commonwealth Ombudsman 87
- Commonwealth Procurement Rules 94
- communication activities 62
- community reef education 29, 52, 56
- community volunteers 24
- competitive tendering and contracting 93
- compliance 12, 29, 51
  - commercial fishing 46, 47, 51
  - compliance patrol vessel days 46
  - management and surveillance 44–7
  - Marine Park 44–7, 51
  - non-compliance activities 30, 36–7, 47, 48, 51
  - offences 45
  - permissions 35–7, 40, 49, 51
  - recreational use and fishing 45
  - Reef Joint Field Management Program 12, 29, 44–7
  - surveillance 46, 51
  - zoning 46, 47–8
- conservation actions and outcomes 66, 67–8, 72–4
- consultancy services 93
- contracts 93
- coral bleaching 11, 66
- coral bommies restoration project, Manta Ray Bay 66, 72
- coral monitoring 24
- coral nurseries 31
- Coral Reef Fin Fish Fishery 47
- coral reefs, protection from crown-of-thorns starfish 66, 69
- coral restoration 66, 72
- corporate governance 14, 75–86
  - advisory committees *see* advisory committees
  - annual operating plan 85
  - Audit and Risk Management Committee 81–3, 89
  - Authority Board 8, 17, 33, 76–80, 84, 85, 149
  - corporate and operational plans 85–6
  - ethical standards 85
  - Executive Management Group 17, 20, 81, 89
  - independent review 76
  - purchasing 93–4
  - risk management 83–4
  - Service Charter 2020–2024 85
- Corporate Plan 2019–20 10, 16, 21, 23, 30, 35, 42, 43, 53, 67, 80, 85
- Corporate Services (branch) 17, 20, 76, 81
- Corrie, Kim 99
- Cost Recovery Implementation Statement 41
- COVID-19 pandemic
  - additional operational appropriation due to 18, 20
  - financial relief for EMC 14, 30, 31, 39, 64
  - impact on Authority and its activities 11, 13, 14, 42–4, 52, 54, 84–5, 88, 91, 94, 142
  - impact on ICRI activities 25
  - impact on Reef HQ Aquarium 54, 89, 92
  - impact on Reef Joint Field Management Program 44
  - impact on tourism industry 63–4, 69
  - and issuance of FANs by email (*Native Title Act* 1993 (Cth)) 31
  - response to assist permit holders and stakeholders 14, 30, 31–2, 33, 51
- Craik, Wendy 76
- Crowe Australasia 86
- Crown-of-thorns Starfish Control Program 12–13, 18, 26, 38, 66, 69–70
  - Capricorn Bunker Group, case study 74
  - collaboration with NESP 69, 70, 74
  - collaboration with RJFMP 66, 70, 74
  - cull dive teams 12, 70
  - desktop audits 36
  - funding 13, 19, 20
  - key achievements 69–70
  - location of high value reefs managed by 70, 71
  - new methods for surveillance and control 70
  - outbreaks 69
  - outcomes of control programs 12, 70, 71
  - protection of coral from impacts on high value reefs 66, 69
  - science-based approach to control 69, 70, 74
  - surveillance 70
  - surveys 70
  - vessels to control outbreaks 12, 69, 70
- Crown-of-thorns Starfish Response Project 66, 70
- Crown-of-thorns Starfish Strategic Management Framework* 13, 66, 70
- CSIRO 12, 22, 23

## ACRONYMS AND INDEX

### D

Daydream Island, fabricated reef frames 34  
defence activities, management 41  
delegations (purchasing) 93  
Department of Agriculture, Water and the Environment 13, 19, 41, 76  
agency relationship with 26, 76, 108, 140  
coordination between EPBC Act and Marine Park Act 41–2  
COVID-19 advice 88  
memorandum of understanding 41–2  
risk to species of conservation concern (SOCC) 60, 64  
Department of Defence 41  
memorandum of understanding 41  
Department of the Environment and Energy, Portfolio Budget Statements 2019–20 10, 23, 30, 53, 67, 80  
Department of Finance 92, 94  
Department of Foreign Affairs and Trade 19, 27  
Department of Health, COVID-19 advice 88, 91  
Department of Prime Minister and Cabinet 19  
digital communication highlights 62  
disability action plan 89  
Douglas Shoal Remediation Project 66, 70  
dredging permits 33, 34  
drones 67, 68  
*Drupella* species control 38

### E

East Coast Inshore Fin Fish Fishery 64  
ECO Certification 142  
ecologically sustainable development and environmental performance 140–1  
effect of the organisation's activities on the environment 141–2  
how the outcomes specified in a relevant Appropriations Act contribute to ESD 141  
measures being taken by the organisation to minimise the impact of its activities on the environment 142–3  
mechanisms for reviewing and increasing the effectiveness of these measures 143  
ecosystem resilience, draft Intervention policy 11, 29, 49, 66, 69  
Ecotourism Australia 142  
education programs 12, 14, 63  
‘Be Reef Smart’ 29, 52, 65  
community reef education 29, 52, 56  
formal reef education 52, 54  
outreach reef education 47, 51, 57–8, 63, 141  
‘Protect Your Patch’ campaign 48, 52, 58, 60  
Reef Discovery Course 52, 59  
zoning education 47–8, 51, 58, 138  
see also Reef Guardian Schools program; stewardship

Education, Stewardship, and Partnership Program 18  
EduTourism (educational tourism) 57  
Elliot, Bruce 16, 90, 126  
employee assistance program 89  
employees see staff  
employment agreements 85, 89–91  
energy efficiency 142, 143  
enforcement 29  
Enterprise Agreement 2018–2021 85, 89–91  
Entsch, Hon Warren 18, 26  
*Environment Protection and Biodiversity Conservation Act 1999* 33, 140  
coordination with Marine Park Act 41–2  
*Environment Protection (Sea Dumping) Act 1981* 30, 34  
environmental management charge 30, 36, 39–40  
administrative actions for non-compliance 39–40  
financial relief in response to COVID-19 pandemic 14, 30, 31, 39, 64  
location data use 42  
environmental performance 142–3  
environmental site supervision 36  
environmental spills 66, 67, 72  
ethical standards 85  
Evans, Hon Trevor 18, 26  
Executive Management Group 17, 20, 81, 89  
remuneration 89, 90, 91, 126, 137  
response to COVID-19 pandemic 88, 89  
exempt contracts 93  
expenses 19, 20  
for Outcome 1 133  
external audit 86  
external scrutiny 86–7  
Eye on the Reef 59, 60, 141  
number of records of protected species 60  
Rapid Monitoring 60  
Reef Health and Impact Surveys 60  
Sightings Network 60, 141  
survey and record data 60  
Tourism Weekly Monitoring 60  
training workshops 57  
zoning app campaign 47, 51, 52, 58, 138

### F

Facebook 58, 59, 138  
Federal Court of Australia, applications before 35  
feral goat eradication  
motion-detection cameras and drones use 68  
St Bees Island 66, 73  
*Field Management Annual Business Plan 2019–20* 158  
Field Management Compliance Unit 46  
Field Management Strategy Group 158

## ACRONYMS AND INDEX

- field reporting system see Reef Joint Field Management Program
- finances overview 18–20
- financial statements
- GBRMPA 100–30
  - Reef Joint Field Management Program 147–58
- fisheries
- commercial 46, 47, 51
  - sustainable 46, 54, 56, 60
- see also recreational fishing
- Flying Fish V* (vessel) 74
- formal reef education 52, 54
- Fraser, Duane 79, 80, 90, 126
- fraud control iii, 84
- Fraud Control Policy and Plan 84
- Freedom of Information
- operations 139
  - requests 139
- Freedom of Information Act 1982* 139
- Future Leader Eco Challenges 54
- G**
- General Manager, Corporate Services 17, 20
- General Manager, Reef Protection 17, 20, 81, 88, 91
- General Manager, Reef Strategy 17, 20, 81
- Girringun TUMRA Region 50
- Gladstone area, outreach education 47, 51, 52, 58
- Gladstone office 76, 135
- global greenhouse gas emissions 11, 25
- glossary 161
- governance review of the Authority 76
- implementation of recommendations 76
- grant programs 63, 94
- Great Barrier Reef 140
- general reference map iv
- Great Barrier Reef Blueprint for Resilience 11, 26, 29, 45, 68–9, 69, 85
- Great Barrier Reef Coast Marine Park 16
- Great Barrier Reef (Declaration of Amalgamated Marine Park Area) Proclamation 2004 18
- Great Barrier Reef Foundation
- co-hosts ‘Managing for Resilience’ workshop 27
  - funds Crown-of-thorns Starfish Control Program 13, 19
  - Local Action Community Reef Protection Grants 63
  - Reef Islands Initiative funding 72
  - Reef Trust Partnership with 19, 26, 56, 68–9, 108
  - Great Barrier Reef Intergovernmental Agreement 2015* 43, 158
- Great Barrier Reef Interventions Policy 44
- Great Barrier Reef Joint Field Management Program see Reef Joint Field Management Program
- Great Barrier Reef Marine Park iv, 42, 108
- management 141–2
  - understanding Reef resilience 24, 26, 45, 68–9
- Great Barrier Reef Marine Park Act 1975* iii, 15, 18, 30, 75, 76, 84, 86, 108, 140
- amendments to 18, 42
  - coordination with EPBC Act 41–2
- Great Barrier Reef Marine Park Authority 15–20
- Accountable Authority 16, 17, 18, 21, 93, 99
  - advisory committees see advisory committees
  - annual operating plan 85
  - Audit and Risk Management Committee 81–3, 86
  - Authority Board 17, 33, 76–80, 84, 85, 89
  - Chief Executive Officer’s review 11–14
  - corporate governance 75–86
  - corporate and operational plans 85–6
  - Corporate Plan 2019–20 10, 16, 21, 23, 30, 35, 42, 43, 53, 67, 80, 85
  - Executive Management Group 17, 20, 81, 88, 89
  - independent review 76
  - legislative framework 18
  - Marine Park management 141–2
  - objectives 108
  - organisational structure 17
  - outcome and program areas 16, 85
  - overview 16–20
  - purpose, goals and approaches 16
  - responsible Ministers iii, 15, 18
  - Service Charter 2020–2024 85
- Great Barrier Reef Marine Park Authority Enterprise Agreement 2018–2021* 85, 89
- Great Barrier Reef Marine Park (Environmental Management Charge – Excise) Act 1993* 18, 30
- Great Barrier Reef Marine Park (Environmental Management Charge – General) Act 1993* 18, 30
- Great Barrier Reef Marine Park Regulations 1983 and 2019 30, 31, 32, 34, 42
- Great Barrier Reef Marine Park Zoning Plan 2003* 18, 29, 30, 34, 41, 44
- Great Barrier Reef National Education Centre, funding from 18
- Great Barrier Reef Outlook Report 2019* see *Outlook Report 2019*
- Great Barrier Reef Region, map iv
- Great Barrier Reef Region Strategic Assessment Program Report (2014)* 16

## ACRONYMS AND INDEX

- Great Barrier Reef World Heritage Area iv, 42, 45, 59, 67
    - aerial surveillance 46
    - outstanding universal values 59
  - Green Island (Cairns)
    - outreach education 47, 51, 58, 138
    - removal of run-down underwater observatory 31
  - Green Office Committee 142
  - groundings *see* ship groundings
  - guide to the report 10
  - Gunggandji TUMRA Region 50
- H**
- Hardy Reef, sewage/greywater discharge 34
  - hazard inspection 89
  - Health and Safety Representatives 88
  - health and wellbeing program 88
  - heritage values, World Heritage 141
  - High Standard Tourism Operator Program 59, 64
    - at Global Eco Asia Pacific Conference in Cairns 52, 58
  - Hinchinbrook Plan of Management 2004 18
  - Hook Island, removal of run-down underwater observatory 31
  - human behaviour change workshops 58
  - human resource management 87–91
    - providing access for people with disabilities 89
    - services provided 87
    - training and staff development 87
    - workplace diversity 89, 136
    - workplace health and safety 88–9
      - see also* staff
  - hybrid energy vehicles 143
- I**
- illegal activity, suspected, detected by aerial surveillance 46
  - illegal fishing 48, 138, 141
  - incident response 66, 67, 72
  - independent auditor's report 96–8
  - independent review of the Authority 76
  - Indigenous heritage strategy 29
  - Indigenous Land and Sea Rangers 45
  - Indigenous Land Use Agreements (ILUA) 50
  - Indigenous Procurement Policy 93
  - Indigenous rangers 24
    - capacity building 18
    - incident reporting to 48
    - training 12
  - Indigenous Reef Advisory Committee 13, 85
  - Indigenous students, outreach reef education for 52, 57
  - influenza vaccinations 89
  - infringement notices 45, 48, 51
  - inshore marine environment, monitoring 24
  - Instagram 59
  - integrated coastal management 140
  - integrated monitoring and reporting program
    - see* Reef 2050 Integrated Monitoring and Reporting Program
  - internal audits 37, 83, 85
  - International Coral Reef Initiative 24–5
    - Authority as co-chair of the Secretariat 22, 24, 25
    - Authority co-hosts 'Managing for Resilience' workshop as sideline to General Meeting 27
    - Authority hosts 34th General Meeting in Townsville and Port Douglas 22, 25, 27
    - ICRI Secretariat Plan of Action 2018–2020 25
    - impact of COVID-19 pandemic on activities 25
  - international engagement 27
  - International Tropical Marine Ecosystems Management Symposium 25
  - Intervention Policy to build ecosystem resilience, draft 11, 29, 49, 66, 69
  - island conservation projects 66
- J**
- John Brewer Reef
    - site planning 42
    - underwater artwork 34
  - Johnson, Margaret 16, 81, 82, 83, 90
  - Johnston, Emma 78, 80, 90, 126
  - JT Academy 52, 57
  - JTReefDreaming program 57
  - judicial decisions 86
- K**
- key management personnel, remuneration 90, 126
  - knowledge stream (Policy and Planning Strategic Roadmap) 42
  - Kuuku Ya'u People Marine Park ILUA 50
- L**
- Lady Elliot Island, revegetation project 66, 72
  - Lady Musgrave Island Reef, crown-of-thorns starfish control 74
  - Lama Lama TUMRA 50
  - Land and Sea Country Partnerships program 18
  - legal services 139
  - legislative framework 18
  - Leo, Anne 126
  - letter of transmittal iii
  - Ley, Hon Sussan iii, 18, 26
  - list of requirements 162–7
  - Local Government Association Queensland 56

## ACRONYMS AND INDEX

Local Marine Advisory Committees 23, 63,  
84–5, 141  
and Local Action Community Reef Protection  
Grants 63

### M

Mackay area, outreach education 47  
Mackay office 60, 76, 93, 135  
MacPherson, Rhona 81  
management and accountability 75–94  
Mandubarra TUMRA 50  
Manta Ray Bay coral bommies restoration project  
66, 72  
marine debris  
position statement 25  
reducing impacts of 25, 140, 142  
Marine Monitoring Program 18, 22, 24, 141  
annual result sharing workshop 22  
see also monitoring programs; Reef 2050  
Integrated Monitoring and Reporting Program  
Marine Park and Sea Country planning 12, 29  
Maritime Border Command 46  
maritime incident response 66, 67, 72  
marketing and advertising 138  
Master Reef Guides program 28, 59, 64  
social media followers 59  
virtual Masterclass 59  
media and advertising organisations used 138  
*Memorandum of Understanding for Provision of  
Field Management Services for The Great  
Barrier Reef Marine Park and Queensland  
Marine and National Parks within the Great  
Barrier Reef World Heritage Area (2019–22)*  
158  
Mid-Year Economic Fiscal Outlook (2019–20) 18  
Minister for the Environment iii, 15, 18, 26,  
76, 140  
monitoring programs 24, 141  
commercial fishing vessels 45, 46–7, 51  
Eye on the Reef 60  
reef health 26, 60  
and research 24  
see also Marine Monitoring Program; Reef  
2050 Integrated Monitoring and Reporting  
Program  
Morgan, Filly 81, 82, 83  
Morris, Wendy 77–8, 80, 90, 126  
motion-detection cameras 68

### N

NAIDOC Week 84  
National Archives of Australia Digital Continuity  
2020 policy 39  
National Australian Built Environment Rating  
System rating 143  
National Disability Strategy 2010–2020 89

National Environmental Science Programme  
(NESP) 26  
science-based approach to crown-of-thorns  
starfish control 69, 70, 74  
National Reconciliation Week 84  
*Native Title Act 1993* (Cth)  
secured agreement to issue FANs by  
email 31  
temporary postponement of future act  
notifications (FANs) 30, 31  
natural resource management groups 24  
Nature Conservancy 27  
non-compliance activities 13, 30, 36–7, 47, 48,  
51, 68  
Norway High Level Panel on Building a Sustainable  
Ocean Economy 25

### O

O'Connor Marsden & Associates Pty Ltd 86  
offences 45, 46, 47, 48  
Office of the Great Barrier Reef (Qld) 56, 76  
offices of the Authority 60, 76, 93, 135  
oil spill training 67, 72  
organisational structure 17  
Outcome 1 (GBRMPA) 16  
goals 16  
resources for 133  
see also Program 1.1 (GBRMPA)  
*Outlook Report 2019* 11–12, 12, 22, 23, 56, 85  
case study 28  
delivery to the Minister for the  
Environment 26  
downloads of the report 23  
educational materials based on 28  
findings form basis of review of Reef 2050  
Plan 13, 23, 25, 28  
media stories as result of 28  
outreach reef education 52, 57–8, 63, 141  
outstanding universal value 59  
overview 16–20

### P

Paddock to Reef Integrated Monitoring, Modelling  
and Reporting Program 141  
papers by staff 144–5  
Parliamentary Standing Committee on Public  
Works 87  
partnership arrangements 13, 16, 52, 63  
with Great Barrier Reef Foundation Trust  
Partnership 26, 56, 68–9, 108  
with Reef Joint Field Management Program  
see Reef Joint Field Management Program  
with research partners 11, 13, 16, 23, 24  
with tourism industry 59, 68, 141  
with Traditional Owners 12, 13, 16, 22, 42,  
49, 68, 141  
With Reef Guardian Councils 56

## ACRONYMS AND INDEX

- patrol vessels 45, 46
- people with disabilities, access for 89
- performance, annual performance statement 21–74
- performance pay 91
- permission system 13–14, 30–42, 49–51
  - and Administrative Appeals Tribunal 35
  - Annual Permissions Compliance Plan 35–6
  - compliance 35–7, 40, 49, 51
  - coordination with EPBC Act 41–2
  - Cost Recovery Implementation Statement 41
  - enhancements 33
  - environmental management charge 30, 31, 36, 39–40
  - environmental site supervision 36
    - and Federal Court of Australia 35
  - fees 41
  - internal audit of compliance functions 37
  - key achievements 31
  - managed permissions 34
  - management of defence activities 41
  - management of port activities 41
  - non-compliance 13, 30, 36–7
  - notifications and directions 34
  - other decisions 34
  - Reef Management System 13, 38–9
  - regulatory framework 30
  - risk-based solutions to permissions 43
  - service level standards 40
  - source of recorded permission
    - non-compliance 37
  - stakeholder workshops 36
  - types of permissions managed 35
    - see also permits
- Permission System Service Charter 40
- permits 13, 29, 31
  - applications received and decisions made 32–3
  - applications refused, reconsidered or appealed 34–5
  - assessment approaches 32, 33
  - COVID-19 response to assist permit holders and stakeholders 14, 30, 31–2, 33, 51
  - notifiable entities under the *Native Title Act 1993* (Cth) regarding FANs 31
  - number of applications under assessment at any one time 34
  - number of decisions made 33
  - Permits Online system 38–9
  - temporary fishing ground for tropical rock lobster harvest fisheries 31–2, 43
- pesticide monitoring 24
- plans of management 29, 44
- plastic pollution, reducing 25
- poaching 141
- Poiner, Ian 76–7, 80, 90, 126
  - see also Chairperson
- Policy and Planning Section (GBRMPA) 49
- Policy and Planning Strategic Roadmap 12, 29, 42–4, 49
  - flexibility in the Authority’s management approach 42
  - key streams of work 42
- port activities, management 41
- Port Curtis Coral Coast Regional TUMRA 50
- Portfolio Budget Statements 2019–20 10, 16, 23, 30, 53, 67, 80, 86
- position statements on threats to the Reef 25–6
  - climate change 11, 22, 25
- presentations by staff 145
- procurement initiatives to support small business 94
- Program 1.1 (GBRMPA), expenses and resources 133
- Program area 1: providing expert knowledge to influence and advise key decision makers on managing, reducing or avoiding significant threats to the Reef 16, 22–8, 85
  - analysis of performance against purpose 25–6
  - case study: hosting of the International Coral Reef Initiative (ICRI) General Meeting 27
  - case study: *Outlook Report 2019* 28
  - key achievements 22
  - performance results 23
  - results against performance criterion 23–5
- Program area 2: regulating and ensuring Marine Park user compliance 17, 29–51, 85
  - analysis of performance against purpose 49–51
  - key achievements 29–30
  - performance results 30
  - results against performance criterion 30–49
- Program area 3: educating and fostering stewardship to enhance protection of the Reef 17, 52–65, 85
  - analysis of performance against purpose 63–4
  - case study: Be Reef Smart 65
  - key achievements 52
  - performance results 53
  - results against performance criterion 54–63
- Program area 4: enhancing reef resilience through continuous improvement and new initiatives across all aspects of management 17, 66–74, 85
  - analysis of performance against purpose 72–3
  - case study: Conservation action to control a coral-eating pest in the Capricorn Bunker Group 74



## ACRONYMS AND INDEX

- key achievements 66
  - performance results 67
  - results against performance criteria 67–71
  - Project Dragonfly Earth Expeditions Australia Program 57
  - property and facilities management 92
  - 'Protect Your Patch' education campaign 48, 52, 60
  - protected species, records and sightings 60
  - protective security 91
  - Public Governance, Performance and Accountability Act 2013* iii, 18, 21, 75, 81, 84
  - Public Governance, Performance and Accountability Rule 2014 81, 84
  - Public Services Act 1999* iii, 18, 75, 85
  - Public Works Committee Act 1969* 87
  - publications 144–5
  - purchasing 93–4
- Q**
- Queensland Boating and Fisheries Patrol 44
  - Queensland Department of Agriculture and Fisheries 41
    - appeal over Shark Control Program 35
    - commercial fisheries vessel tracking 46–7
    - human behaviour change workshops 58
    - temporary fishing ground for tropical rock lobster harvest fisheries 31–2
  - Queensland Department of Environment and Science 19, 41
    - Management Certificate (Reef Joint Field Management Program) 158
    - special purpose financial report (Reef Joint Field Management Program) 147–57
  - Queensland Department of Transport and Main Roads 41
  - Queensland fisheries reform 46, 54, 56, 60, 64
  - Queensland Government
    - Reef 2050 Integrated Monitoring and Reporting Program see Reef 2050 Integrated Monitoring and Reporting Program (RIMReP)
    - Reef Joint Field Management Program see Reef Joint Field Management Program
    - review of the Reef 2050 Plan 13, 25, 28
    - Shark Control Program 35
  - Queensland offences (recreational fishing) 46
  - Queensland Parks and Wildlife Service
    - agency partnership with 12, 37
    - notifiable entries under *Native Title Act 1993* (Cth) regarding FANs 31
    - risk-based solutions to permissions joint project 43
    - see also Reef Joint Field Management Program
  - Queensland Port Association, memorandum of understanding 41
  - Queensland Representative Body Alliance 31
  - Queensland State of the Environment Report* 23
  - Queensland Sustainable Fisheries Strategy 2017–2027* 46, 54, 56, 60
    - concerns over incidental capture of Species of Conservation Concern 60, 64
    - implementation 64
  - Queensland University of Technology 68
  - Queensland Water Directorate 56
  - Queensland Water Police and Maritime Border Command 44
- R**
- Raine Island
    - acoustic monitoring of seabird species nesting 68
    - Recovery Project 72–3
    - Turtle Conservation Project 66, 67, 72–3
  - Rapid Monitoring 60
  - Reconciliation Action Plan 84
  - recreational fishing
    - compliance with Marine Park zoning 47–8
    - compliance and monitoring 45, 46, 51
    - infringement notices 45, 48, 51
    - non-compliance 48
    - offences 46, 48
    - partnerships 63
    - reporting of suspected illegal activity 48
    - voluntary codes of practice 63
    - zoning education campaigns 51, 138
  - recreational use 45
  - recycling and use of recycled products 143
  - Reef 2050 Integrated Monitoring and Reporting Program (RIMReP) 13, 18, 22, 24, 42, 140
    - milestone 13
    - Reef Knowledge System 13, 22, 24, 26, 69
  - Reef 2050 Long-term Sustainability Plan* (Reef 2050 Plan) 16, 22, 24, 25, 29, 43, 45, 70, 85, 108, 140, 141
    - five-yearly review and update 13, 25, 28
    - review based on findings from Outlook Report 2019 13, 23, 25, 28
  - Reef 2050 Plan Joint Secretariat 25
  - Reef 2050 Water Quality Improvement Plan 2018–22 24
  - Reef Advisory Committees 76, 84
  - Reef Beat Junior Outlook poster series for schools 28, 58
  - Reef Blueprint see *Great Barrier Reef blueprint for resilience*
  - Reef Discovery Course 52, 59
  - reef education programs 29, 47–8, 51–2, 54, 56–8, 60, 63, 65, 138
  - Reef Engagement (branch) 20

## ACRONYMS AND INDEX

- Reef Guardian Council Steering Committee 56
- Reef Guardian Council Working Group 56
- Reef Guardian Councils 23, 54, 56
  - e-newsletter 56
  - Terms of Reference 56
  - voluntary codes of practice for recreational fishing 63
- Reef Guardian Fishers 54–6
  - members on Queensland Government convened fisheries working groups 54
  - to work with Seafood Industry Australia 56
  - wins awards 54
- Reef Guardian Schools Program 52, 54, 141
  - Future Leaders Eco Challenges 54
  - impact of COVID-19 pandemic on delivery 16, 54
  - network meetings 54
  - number of schools involved 54
  - Reef Beat Series: Junior Outlook 28, 58
  - welcomes new schools to 52, 54
- Reef Guardians Programs 54–6, 141
- reef health 11–12
  - monitoring of 26, 60
  - survey and record data 60
  - see also Outlook Report 2019
- Reef Health and Impact Surveys 60, 70
- Reef HQ Aquarium 52
  - Asset Management Plan 92–3
  - casual staff 20
  - community reef education 52, 56
  - digital engagement 62
  - ECO Certification 142
  - EduTourism (educational tourism) 52, 57
  - energy efficiency 142
  - exhibitions and exhibits 53, 54, 143
  - forced closure due to COVID-19 54, 56, 89, 92
  - formal reef education programs 52, 56–7
  - funding for critical infrastructure upgrade 14, 18, 54, 87
  - highlights 55
  - marketing 138
  - Master Plan 52, 54
  - outreach education programs 52, 57–8, 63
  - ReefTube – education lessons online 58
  - social media use 62
  - solar power station 142
  - study abroad programs 57, 64
  - virtual Reef Connections program 14, 52, 53, 57, 63
  - visitor numbers 52, 54
  - volunteers 20, 54
- Reef HQ Volunteers Association 54
- Reef Joint Field Management Program 15, 24, 29, 44–7, 52, 58, 66, 67, 108, 141
  - aerial surveillance 5, 46
  - commercial fishing offences 47
  - commercial fishing vessel tracking 46–7
  - compliance 12, 29, 44–7, 51
  - compliance patrol vessel days 46
  - conservation outcomes 66, 67–8, 72–3
  - COVID-19 pandemic impacts 44, 52
  - Crown-of-thorns Starfish Response Project 66, 70, 74
  - death of Marine Parks Ranger 88
  - Eye on the Reef zoning app awareness and education campaign 47, 51, 52, 58, 138
  - field reporting system 44
  - funding and expansion 12, 16, 18, 19, 44
  - infringement notices issued 45, 48, 51
  - key achievements 44–5
  - localised reef restoration activities 66, 72
  - management certificate 158
  - maritime incident response 66, 67, 72
  - offences 45, 46
  - on-water management 12
  - Protect your Patch campaigns 48, 52, 58, 60
  - recreational fishing offences 46, 48
  - Reef incident response framework 66, 67, 72
  - seabird surveys 68
  - special purpose financial report 147–57, 158
  - surveillance activities 46, 51
  - Technology Coordinator appointed 68
  - technology needs analysis 66
  - vessel days 44–5, 46
  - vessel monitoring system (VMS) 47, 51, 68
  - wins Gold Award for Excellence 12
- Reef Knowledge System 13, 22, 24, 26, 69
- Reef Management System (RMS) 13, 38–9
  - key improvements 38
  - management of post-permit requirements 39
  - number and method of permit application submissions 38
- Permits Online 38–9
- Reef Protection (branch) 17, 20, 76, 81, 91
- Reef Ranger (patrol vessel) 45
- Reef resilience
  - enhancing 11, 24, 26, 66–74
  - Resilient Reefs Network decision support tool 69
  - see also Great Barrier Reef Blueprint for Resilience
- Reef Restoration and Adaptation Program (RRAP) 12, 69
- Reef snapshot: summer 2019–20 11–12, 22, 23
- Reef Strategy (branch) 17, 20, 76, 81
- Reef Trust Partnership with Great Barrier Reef Foundation 19, 20, 26, 56, 68–9, 108
- ReefED e-newsletter for teachers 52
- ReefTube – education lessons online 58

## ACRONYMS AND INDEX

- Reflect Reconciliation Action Plan 84  
regional engagement 60–3  
regulatory framework 29–51  
    key aspects 29  
    tools 29  
    see also compliance; permission system;  
    permits; Policy and Planning Strategic  
    Roadmap  
Reichelt, Russell 77  
Remaining Connected Program 64  
remuneration  
    Audit and Risk Management Committee  
    members 81  
    Authority Board 126  
    key management personnel 90, 126  
    Senior Executive 89, 91, 137  
    staff 89, 137  
renewable energy, investment in 142  
Representative Areas program 141  
research and monitoring 24  
    see also Reef 2050 Integrated Monitoring and  
    Reporting Program (RIMReP)  
research partners and collaboration 11, 16,  
23, 24  
resilience stream (Policy and Planning Strategic  
Roadmap) 42, 44  
Resilient Reefs Network decision support tool 69  
resource statement and resources for outcomes  
(GBRMPA) 132–3  
responsible ministers iii, 15, 18  
restoration and adaptation activities 11, 66, 72  
    see also Reef Restoration and Adaptation  
    Program (RRAP)  
revegetation project, Lady Elliot Island 66, 72  
revenue 19, 20  
risk management 83–4  
risk stream (Policy and Planning Strategic  
Roadmap) 42–3  
Robba, Zach 88  
Rockhampton office, relocation to Yeppoon 93  
Rockhampton recreational fishing code of  
practice 63  
Rodin, Ian 81, 82, 83  
rubbish removal 142
- S**  
St Bees Island, feral goat eradication 66, 73  
*Sea Country Communications Plan* 49  
Sea Country Connections Program 57  
Sea Country planning/projects 12, 29, 42, 49  
*Sea Country Values Mapping Project* 42, 49  
*Sea Installations Act 1987* 30  
seabird surveys 68  
Seafood Industry Australia 56  
seagrass monitoring 24  
Sefton, Robbie 14, 76, 79, 90, 126  
Senior Executive see Executive Management  
Group  
Service Charter 2020–2024 85  
service level standards, permission system 40  
Shark Control Program 35  
*Shen Neng 1* (ship) 70  
ship groundings 66, 67  
    ‘order to remove notices’ 67  
Shoalwater Bay (Dugong) Plan of Management  
1997 18  
Sightings Network 60, 141  
small business procurement initiatives 94  
social media 59, 62, 138  
solar power station, Reef HQ Aquarium 142  
Special Envoy for the Great Barrier Reef 18, 26  
special purpose financial statement (Reef Joint  
Field Management Program) 147–57  
    management certificate 158  
Species of Conservation Concern (SOCC), risk of  
capture 60, 64  
staff 14, 20, 134–7  
    casual staff 20  
    employee assistance program 89  
    employment agreements 85, 89–91  
    health and wellbeing program 88  
    location 135  
    non-salary benefits 89–91  
    numbers and classification 20, 134–5  
    overview 20, 134–7  
    papers and presentations 144–5  
    remuneration 89, 137  
    salary ranges by classification 89, 137  
    statistics 89, 134–7  
    training and development 67, 72, 87, 88  
    working from home 88, 91  
    workplace diversity 89, 136  
    workplace health and safety 88–9  
    see also Executive Management Group; key  
    management personnel  
stakeholders  
    working with 13, 140  
    see also specific groups, e.g. Traditional  
    Owners  
statement by the Accountable Authority and Chief  
Financial Officer 99  
statement of assets and liabilities (Reef Joint Field  
Management Program) 148  
statement of changes in equity (GBRMPA) 102  
statement of comprehensive income (GBRMPA)  
100  
statement of financial position (GBRMPA) 101  
statement of income and expenses (Reef Joint  
Field Management Program) 147  
stewardship 52–66  
    Reef Guardians program 54–6, 141  
    tourism operators role in 59, 64

## ACRONYMS AND INDEX

see also education programs  
Stewart, Dave 78, 80, 126  
strategic advice and position statements 25–6  
study abroad programs, Reef HQ Aquarium 57, 64  
surveillance 46, 51  
sustainable fisheries 46, 54, 56, 60, 64  
sustainable material choices 142  
'Sustainable Tourism Strategy' 43

### T

Talisman Sabre (military exercise) 41  
Thomas, Josh iii, 11, 16, 21, 77, 80, 90, 99, 126  
see also Accountable Authority; Chief Executive Officer  
Threatened Species Scientific Committee 60  
Thurston, Johnathan 52, 57  
tools stream (Policy and Planning Strategic Roadmap) 42, 43  
Tourism and Events Queensland  
Master Reef Guide Program 59  
Project Thrive 58  
Tourism Australia 59  
tourism industry  
COVID-19 pandemic impact on 63–4, 69  
engagement workshops 30  
environmental management charge 39  
human behaviour change workshops 58  
Master Reef Guides program 59, 64  
novel activities and facilities 31  
partnerships with 59, 68, 141  
Reef Discovery Course 52, 59  
'Sustainable Tourism Strategy' 43  
Tourism Industry Roadshow (Authority's program) 30, 44, 61, 63  
tourism operators  
accreditation program 141  
High Standard Operator program 52, 58, 59, 64  
Master Reef Guides program 59  
Remaining Connected Program 64  
stewardship role 59, 64  
Tourism Industry Roadshow for 30, 44, 61, 63  
training courses and workshops 59  
Tourism Reef Advisory Committee 14, 85  
Tourism Weekly Monitoring 60  
Townsville office headquarters 76, 89, 93  
*Traditional Owner Place Specific Assessment Guidelines* 43, 49  
Traditional Owner stream (Policy and Planning Strategic Roadmap) 42  
Traditional Owners 88  
and *Aboriginal and Torres Strait Islander Heritage Strategy* 12, 29, 43, 48–9  
co-management options 49  
and FANs 30, 31  
literature review of aspirations 43  
partnerships with 12, 13, 22, 42, 49, 68, 141  
Reflect Reconciliation Action Plan 84  
and return to country for Aboriginal people and Torres Strait Islander people 45  
Sea Country planning/projects/management 29, 42, 49, 57  
see also Aboriginal and Torres Strait Islander peoples  
Traditional Use of Marine Resources Agreements (TUMRAs) 29, 43, 49  
accreditation applications 33  
delays in delivery of program activities due to COVID-19 restrictions 42  
development and implementation 141  
map showing location of 50  
support of Sea Country management aspirations 49  
training  
Eye on the Reef workshops 57  
Indigenous rangers 12  
oil spill training for staff 67  
staff development 67, 87, 88  
for tourism staff 59  
tropical rock lobster fishery 31–2, 43  
TUMRAs see Traditional Use of Marine Resources Agreements  
Turtle Conservation Project, Raine Island 66, 67, 72–3

### U

underwater artwork 31, 34

### V

vessel days 44–5, 46  
vessel groundings 66, 67  
vessel monitoring system (VMS) 47, 51, 68  
vessel salvage 34  
vessel sinkings 66, 67  
vessel tracking 45, 46–7  
virtual Reef Connections Program 14, 52, 53, 57, 63  
visitors  
environmental management charge 39  
Reef HQ Aquarium 52, 54  
volunteers 20, 24, 54

### W

water-based patrols by Australian Border Force 46  
water quality  
improving quality of information in 141  
monitoring 24  
website use 62

## ACRONYMS AND INDEX

- Wet Tropics of Queensland World Heritage Area 141
- Whitsunday region
  - 'Historical Timeline and Seasonal Sightings Calendar' 58
  - Use Map 58
- Whitsundays Action Plan 29, 42, 44
  - and 'Be Reef Smart' educational campaign 65
- Whitsundays Plan of Management 1998 18
- Woppaburra Heritage Assessment Guidelines 43, 49
- Woppaburra TUMRA 49, 50
- workplace diversity 89, 136
- workplace health and safety 88
  - COVID-19 response 88–9, 92
- Workplace Health and Safety Committee 88
- World Heritage Centre, and *Outlook Report 2019* 23
- World Heritage Marine Programme 25
- world heritage values 141
- Wuthathi TUMRA Region 50

### Y

- Yeppoon, outreach education 47, 51, 52, 58
- Yeppoon office 60, 76, 93, 135
- Yirrganydji TUMRA Region 50
- Yuku-Baja-Muliku TUMRA Region 50

### Z

- zoning
  - access to zoning information 46
  - apps 47–8, 52, 58, 138
  - compliance 46, 47–8
  - education 47–8, 51, 58, 138
  - maps and plans 11, 29, 44, 48, 63, 140





**Great Barrier Reef Marine Park Authority**  
(07) 4750 0700  
[info@gbrmpa.gov.au](mailto:info@gbrmpa.gov.au)  
[www.gbrmpa.gov.au](http://www.gbrmpa.gov.au)