



Australian Government

**Great Barrier Reef
Marine Park Authority**

ANNUAL REPORT
2006-2007

**NOT
FOR
LOAN**

*our great barrier reef
let's keep it great*





Australian Government

**Great Barrier Reef
Marine Park Authority**

**ANNUAL REPORT
2006-2007**



*our great barrier reef
let's keep it great*



© Commonwealth of Australia 2007

ISSN 0155-8072

This work is copyright. Apart from any use as permitted under the *Copyright Act 1968*, no part may be reproduced by any process without prior written permission from the Commonwealth. Requests and inquiries concerning reproduction and rights should be addressed to the publisher at the address below.



Australian Government

**Great Barrier Reef
Marine Park Authority**

**The Director
Communication and Education Group
Great Barrier Reef Marine Park Authority**

PO Box 1379
Townsville QLD Australia 4810
Telephone: (07) 4750 0700
Facsimile: (07) 4772 6093
Web: www.gbrmpa.gov.au
E-mail: info@gbrmpa.gov.au

Further information

The 2006-2007 Annual Report is accessible on the Authority's website at http://www.gbrmpa.gov.au/corp_site/info_services/publications/annual_reports/. The site also includes supplementary information including a list of staff papers and Authority publications produced during the year. A detailed list of membership of relevant external committees can also be found at www.gbrmpa.gov.au.

Contact Officer: Director, Communication and Education (contact details as above).

Great Barrier Reef Marine Park Authority
PO Box 1379
TOWNSVILLE QLD 4810

15 October 2007

Senator the Hon. Malcolm Turnbull
Minister for the Environment and Water Resources
Parliament House
CANBERRA ACT 2600

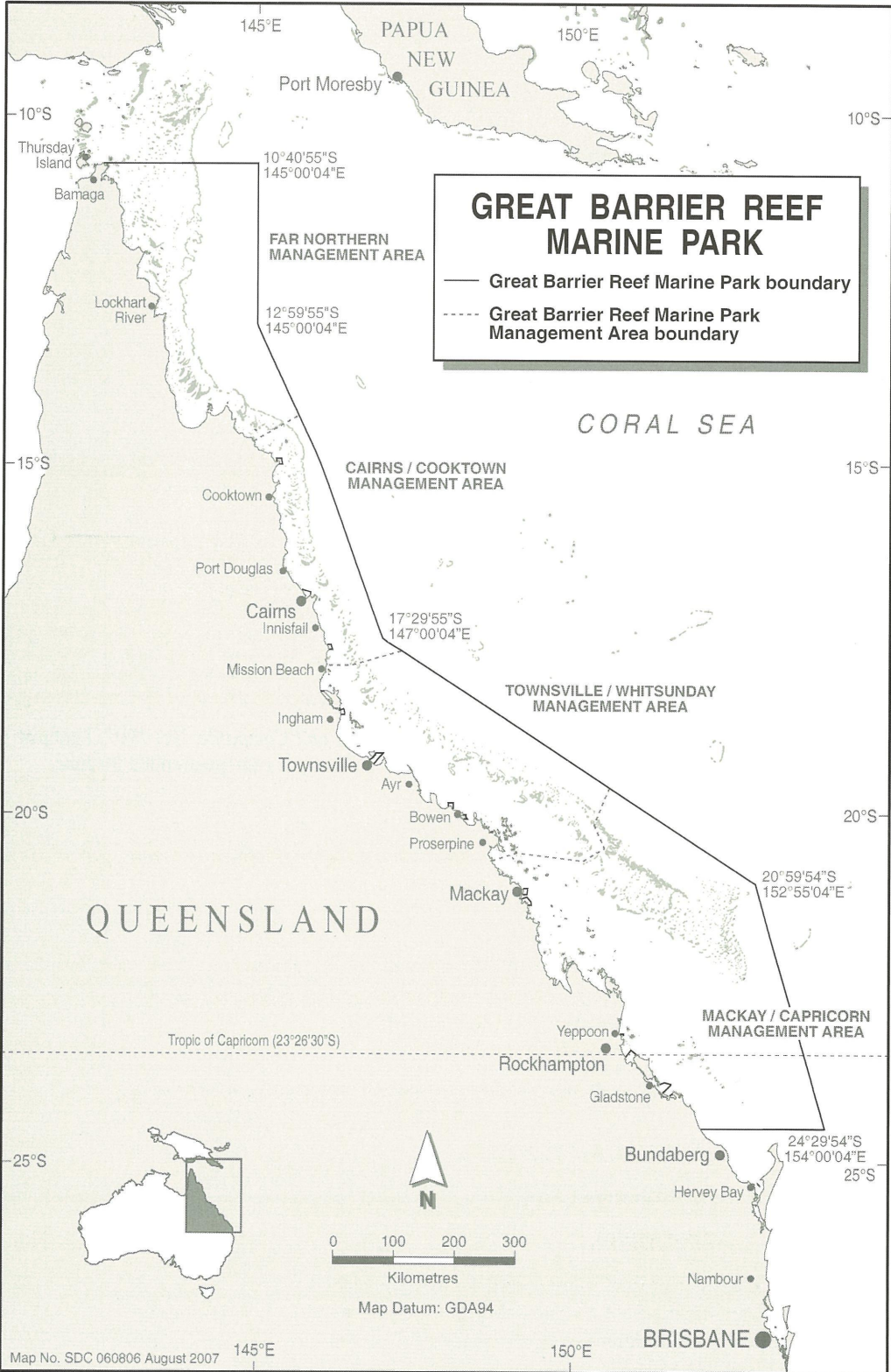
Dear Minister

In accordance with section 9 of the *Commonwealth Authorities and Companies Act 1997*, I submit the Annual Report of the Great Barrier Reef Marine Park Authority for the year ended 30 June 2007.

Yours sincerely

A handwritten signature in black ink, appearing to read 'A. Skeat', with a stylized flourish at the end.

Andrew Skeat
Acting Chairman



CONTENTS

Letter of Transmittal	iii
SECTION A INTRODUCTION	1
Introduction	2
Summary of financial performance	4
SECTION B CORPORATE OVERVIEW	7
Role	8
Legislation	8
Organisation	9
Corporate governance	10
Public accountability	11
Outcomes and outputs structure: guide to the reports	16
Key Performance Indicators reported against the Portfolio Budget Statements	17
SECTION C REPORT ON OPERATIONS	31
Executive	32
Legal Services	34
Ministerial and Parliamentary Liaison	36
Departmental outputs	37
Output 1.1 Conservation, Heritage and Indigenous Partnerships	37
Output 1.2 Protection of the Great Barrier Reef from the adverse effects of water pollution and coastal development	43
Output 1.3 Fisheries	47
Output 1.4 Tourism and Recreation	50
Output 1.5.1 Field Management of the Marine Park	54
Output 1.5.2 Planning and Impact Management of the Marine Park	64
Output 1.6 Science and Information for Park Management	67
Output 1.7 Reef Education and Communication	73
Community Partnerships Group	80
Corporate Services	82
SECTION D FINANCIAL STATEMENTS	87
Audited Financial Statements	88
SECTION E APPENDIXES	131
1. The Great Barrier Reef Marine Park Authority – Members	132
2. The Great Barrier Reef Marine Park Authority – Committees	133
3. Freedom of Information	141
4. Consultancy Services	143

5. Staffing Overview	145
6. Occupational Health and Safety	146
7. Staff Papers from the Authority during 2006-07	147
8. Ecologically Sustainable Development and Environmental Performance	156
9. Australian Government Disability Strategy	161
10. The Great Barrier Reef Marine Park Authority Funded Research and Investigations for 2006-07	163
11. Day-to-Day Management Financial Statements	167

SECTION F GLOSSARY AND INDEXES 183

Glossary	184
Compliance Index	186
Alphabetical Index	188

LIST OF PLATES, FIGURES AND TABLES vi

Plates

Plate 1: Members of the Authority 2006-07	10
---	----

Figures

Figure 1: Income by source 2006-07	4
Figure 2: Expenses by category 2006-07	5
Figure 3: Organisational chart of the Authority	9
Figure 4: Change in total hard coral cover on the Great Barrier Reef 1993-2005	18
Figure 5: Regional chlorophyll <i>a</i> concentrations at inner and outer sites from the 2004 to 2006 wet and dry seasons	21
Figure 6: Average total detected pesticide concentration (ngL ⁻¹) in reef waters	22
Figure 7: Number of bioregions with at least 20 per cent protected in the Marine Park	24
Figure 8: Technical and scientific publications produced by the Authority and the CRC Reef Research Centre	26
Figure 9: The number of tourist visits in the Marine Park since 1997	28
Figure 10: Level of satisfaction with most recent trip – Queensland coastal communities and southern capital cities	28
Figure 11: Agreement that the Great Barrier Reef is under threat – Queensland coastal communities	30
Figure 12: Agreement that the Great Barrier Reef is under threat – Southern capital cities	30
Figure 13: Membership of the Great Barrier Reef Marine Park Authority Senior Management Team	32
Figure 14: Details of the number of offences identified in 2006-07 Incident reports by offence type	56
Figure 15: Details of the number of 2006-07 information reports received by offence type	57
Figure 16: Details the source of the 473 incident and 205 information reports received from 1 July 2006 to 30 June 2007	57

Figure 17:	Details of the number of successful 2006-07 prosecutions by offence type	58
Figure 18:	Details of the number and type of 2006-07 compliance actions undertaken	58
Figure 19:	Details of 2006-2007 DDM training programme courses/presentations held and participant numbers by DDM programme priority	63
Figure 20:	Types of permissions granted by the Authority during 2006-07	65
Figure 21:	Number of pages viewed by month to the Authority website	76

Tables

Table 1:	Financial and staffing resources summary	6
Table 2:	The Authority's goals, outcomes and outputs and KPIs	16
Table 3:	Completed assessments of fisheries occurring in the Marine Park as at 30 June 2007	23
Table 4:	Outline of engagement with Indigenous communities adjacent to the Great Barrier Reef in 2006-07	39
Table 5:	Meetings of the Great Barrier Reef Marine Park Authority 2006-07	133
Table 6:	Members of the Great Barrier Reef Consultative Committee 2006-07	134
Table 7:	Meetings of the Great Barrier Reef Consultative Committee 2006-07	135
Table 8:	Meetings of the Great Barrier Reef Marine Park Authority Audit Committee 2006-07	135
Table 9:	Creative agencies used 2006-07	144
Table 10:	Market research and polling organisations used 2006-07	144
Table 11:	Direct mail organisations used 2006-07	144
Table 12:	Media advertising organisations used 2006-07	144
Table 13:	Employees of the Great Barrier Reef Marine Park Authority as at 30 June 2007	145
Table 14:	Representation of EEO groups within salary levels as at 30 June 2007	146
Table 15:	How the Authority's outcomes contribute to ecologically sustainable development	158

SECTION A

Introduction



Introduction

This year has seen a focus on four key areas that affect the future of the Great Barrier Reef: climate change, water quality, zoning implementation and community engagement. Within the Authority, it has been a year of significant change. The Australian Government review of the *Great Barrier Reef Marine Park Act 1975* resulted in amendments to the Act being passed in June, and our longstanding and highly acclaimed Chairman the Honourable Virginia Chadwick AO completed her term.

In presenting the review of the Act, the then Minister, Senator the Hon. Ian Campbell, stated that over the last 30 years the Great Barrier Reef Marine Park has been an exemplar for marine management and conservation. However, the evolving needs and challenges of safeguarding the Marine Park for the future requires up-to-date, relevant legislation and management approaches that will provide for continued protection for marine life and biodiversity, as well as for ongoing sustainable economic and recreational activity. The Authority remains committed to achieving this by active engagement with business, local communities and the broader Australian public.

Key amendments to the Act made in June 2007 will have the following effect:

- The Authority will operate under the *Financial Management and Accountability Act 1997* as a 'prescribed agency.'
- The Great Barrier Reef Consultative Committee will be reconstituted, as an Advisory Board, which will report directly to the Minister for the Environment and Water Resources. The Advisory Board will be non-statutory with terms of reference issued by the Minister.
- The Authority Board will now consist of a full-time Chairman and a minimum of two and maximum of four other part-time members.
- An Outlook Report will be published every five years documenting the overall condition of the Marine Park, effectiveness of management and the risks and pressures on the ecosystem.
- No alterations are to be made to the current Zoning Plan for the Great Barrier Reef Marine Park for a minimum of seven years from when it came into effect.

The preparation of an Outlook Report will provide the opportunity to present Parliament with a comprehensive, public assessment on the Marine Park's health and future pressures. The first report is due in 2009, and work has commenced with community and relevant experts to prepare the report. A second tranche of legislation is in preparation to give effect to other recommendations of the review, covering issues such as the objectives of the Act, environmental impact assessment and enforcement.

Climate change is now recognised as the greatest long-term threat to the Great Barrier Reef. Over the last year, the Authority invested significant resources into understanding the potential impacts of climate change on the Reef and to develop an appropriate management response. The Australian Government has provided an additional \$8.9 million over the next five years to implement the Authority's Climate Change Action Plan.

Water quality remains an issue of concern. The 2006 Marine Monitoring Report, based on the data collected over the first 18 months of the monitoring programme, confirms that the quality of water entering the Reef must be improved. There will be no quick-fix, but the commitment of industry, the community and governments at all levels to the task is encouraging.

The Zoning Plan introduced in 2004 sets aside one-third of the Reef as 'no take' areas or Green Zones. Research from the Australian Institute of Marine Science and James Cook University suggest that the revised Zoning Plan is already being effective, with substantially more and bigger fish found across Green Zones throughout the Park. Compliance with zoning provisions, driven in part by strong public

interest and support, is essential if the full benefits to the Great Barrier Reef are to be achieved. We are continuing to build expertise and capacity to deliver effective compliance and the Board has identified this as the highest ongoing priority for field management.

The work of the Authority is achieved through partnerships with the community and Australian, Queensland and local government agencies, scientists, industry and stakeholder groups. Many individuals have provided freely of their time, and special mention must go to the members of our various advisory committees. During the year the Authority increased its support for regional offices in Rockhampton, Mackay and Cairns. Significantly, two officers have been given full-time responsibility for working with the Cape York community.

In 2007 the Australian Government committed to enhanced delivery of effective field management of the Marine Park and has provided an additional \$15.869 million over four years. Field management is undertaken collaboratively with Queensland Government agencies, especially Queensland Parks and Wildlife Service. This enhanced funding will be used to maintain compliance activities and to increase the number of Marine Park rangers undertaking critical natural resource protection and infrastructure management activities.

A Traditional Use of Marine Resources Agreement (TUMRA) was signed this year with the Woppaburra people (whose traditional country is the Keppel Island group and surrounding waters off central Queensland), becoming the second Traditional Owner group to establish an accredited TUMRA. This agreement will be in place until 2010. Work is progressing on TUMRAs with Traditional Owners from Cape York and the Wet Tropics.

This year marked the 20th anniversary of Reef HQ Aquarium. Since opening its doors in June 1987, the aquarium has seen over 2.6 million local, national and international visitors and has established its place as the world's largest living coral reef aquarium. The anniversary represents 20 very successful years of education about the plants and animals that make the Reef such a special place.

The Authority's work was once again recognised through a range of awards. This year these included the Excellence in Marine and Coastal Management Award from the United Nations Association of Australia (World Environment Day Awards) and the World Travel and Tourism Council's Tourism for Tomorrow Destination Award.

In July 2007 the Honourable Virginia Chadwick AO retired from the position of Chairman after eight years of service. During this period the Authority introduced a range of management measures that are critical to the long-term conservation and sustainability of the Great Barrier Reef Marine Park, including: a new zoning plan based on the Representative Areas Programme; collaboration with the Queensland Government leading to improvements to the management of the trawl and reef line fisheries; implementation of a comprehensive compliance and enforcement programme for the Marine Park; and agreement by the Australian and Queensland Governments on a Reef-wide Water Quality Protection Plan.

Virginia was committed to a partnership with all involved with the Great Barrier Reef: the community, industry, science providers and governments. Her leadership of the Authority received national and international acclaim, and won the respect of colleagues and stakeholders alike. Virginia leaves a lasting legacy of improved management which will benefit future generations of Australians.



Andrew Skeat
Acting Chairman

Summary of Financial Performance

Details of the Great Barrier Reef Marine Park Authority's (the Authority's) financial operations are provided in the Financial Statements at Section D. An overview of the Authority's financial operations follows and a summary of financial and staffing resources is at Table 1.

Total revenue for 2006-07 was \$39.190 million. Appropriation for 2006-07 of \$23.404 million was \$0.689 million more than the 2005-06 appropriation. This was primarily due to a new measure to provide a rapid response vessel for the Great Barrier Reef as part of the Government's response to illegal foreign fishing vessels.

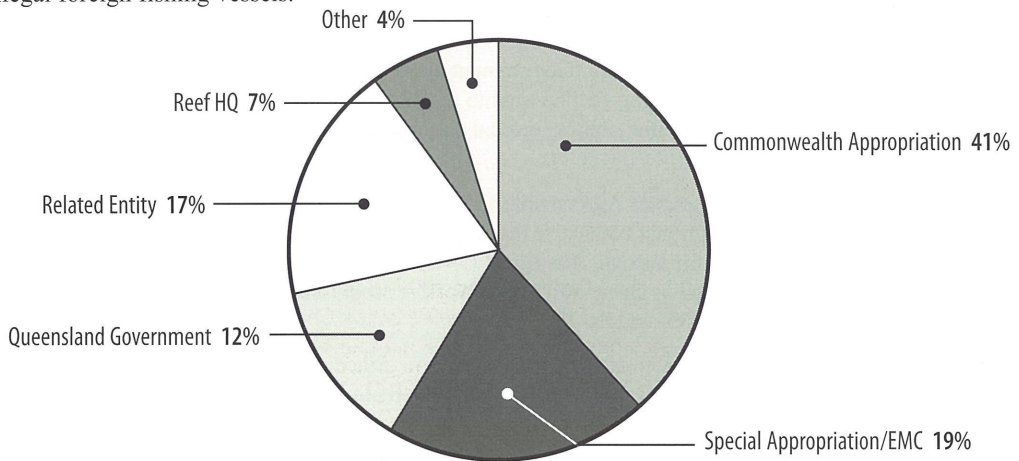


Figure 1: Income by source 2006-07

Income from other sources for 2006-07 of \$15.785 million was \$0.025 million more than in 2005-06. This small increase was due to the combination of a reduction in funding accounted for from the Natural Heritage Trust for water quality monitoring and increases in revenue from Reef HQ Aquarium and bank interest. Revenue from the Reef HQ Aquarium admission sales, memberships and retail operations was 13 per cent up on 2005-06. Income includes a \$0.3 million Natural Heritage Trust grant to assist with measures to control crown-of-thorns starfish and \$0.6 million from the Australian Greenhouse Office for the Great Barrier Reef Climate Change Programme. Natural Heritage Trust funding was also received for education and compliance with the Zoning Plan and for water quality monitoring.

The Australian and Queensland Governments provided matching funding for Day-to-Day Management of the Marine Park, which is implemented in partnership with the Queensland Parks and Wildlife Service and other agencies.

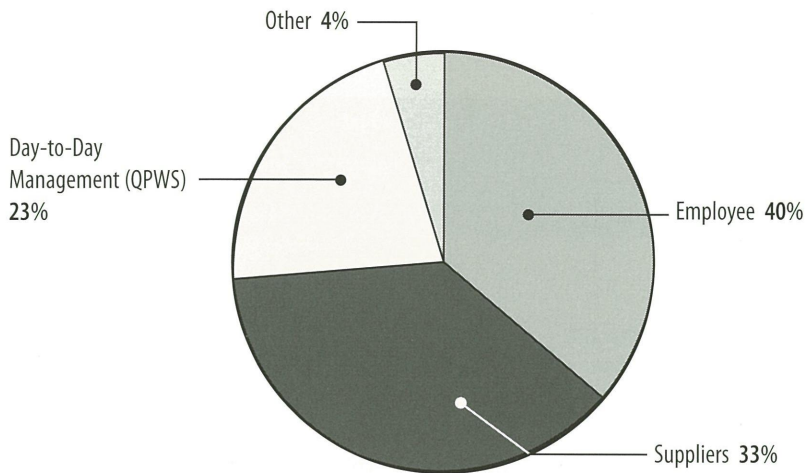


Figure 2: Expenses by category 2006-07

The operating expense of managing the Marine Park in 2006-07 was \$37.256 million. Employee expenses increased due to the first stage of the 2006-2009 Agency Certified Agreement. Expenses for suppliers were lower than the previous year although a number of contractual commitments are in place for water quality monitoring. Following the wind-up of the Reef Cooperative Research Centre resources were re-allocated to other areas of the Authority's operations and to co-investment with the Marine and Tropical Sciences Research Facility. Resources were also allocated to capital projects including the development of the Permits Compliance and Management System.

The Authority had an operating surplus of \$1.934 million in 2006-07. This reflects an improved operating performance from the Reef HQ Aquarium, internal investment in asset management, a conservative approach to staffing pending the outcome of Budget decisions for 2007-08 and actual revenue from the Special Appropriation derived from the Environmental Management Charge.

Explanation of resource table variations

Table 1 provides details of budget and actual resource usage for each of the Outputs identified in the 2006-07 Portfolio Budget Statements. The variations from Budget to Actual relate to positions not being filled during the year, allocation of resources within field management for capital items, the actual allocation of resources in relation to the Reef CRC and the 'Eye on the Reef' programme previously budgeted within Output 1.6 Science and Information for Park Management as well as reallocation of resources into developing a framework for the Outlook Report.

Resources for Executive and Corporate Services are allocated across all groups. The expenses for the Community Partnerships Group are also allocated across all outputs, reflecting the need to engage with the community in all areas of the Authority's operations.

RESOURCES FOR THE GREAT BARRIER REEF MARINE PARK AUTHORITY OUTCOME

OUTCOME	<i>Long-term protection, ecologically sustainable use, understanding and enjoyment of the Great Barrier Reef</i>	Budget 2006-07 \$'000	Actual 2006-07 \$'000	Variation to budget \$'000	Budget 2007-08 \$'000
Price of Departmental Outputs					
Output Group 1.1 - Conservation, Heritage and Indigenous Partnerships		1,564	1,991	427	1,867
Output Group 1.2 - Water Quality and Coastal Development		1,560	1,678	118	5,552
Output Group 1.3 - Fisheries		971	1,025	54	1,031
Output Group 1.4 - Tourism and Recreation		1,544	1,967	423	1,873
Output Group 1.5 - Park Management					
1.5.1 Field management		14,799	13,080	(1,719)	20,189
1.5.2 Planning and Impact Management		3,146	3,806	660	3,637
		17,945	16,886	(1,059)	23,826
Output Group 1.6 - Science and Information for Park Management		7,908	6,532	(1,376)	6,320
Output Group 1.7 - Reef Education and Communication (includes Reef HQ)		6,610	7,177	567	6,480
Total Price of Departmental Outputs and Resourcing		38,102	37,256	(846)	46,949
Staff Level [FTEs at 30 June] 2007		197	190	7	204

Table 1: Financial and staffing resources summary

SECTION B

Corporate Overview



Role

The Great Barrier Reef Marine Park Authority (the Authority) is the principal adviser to the Australian Government on the care, development and management of the Great Barrier Reef Marine Park.

Legislation

The Authority is established by the *Great Barrier Reef Marine Park Act 1975* (the Act) as an Australian Government statutory authority. The objectives of the Act are set out in section 5 and specific functions of the Authority are defined in sections 7 and 7A. Regulations in force under the Act are the:

- *Great Barrier Reef Marine Park Regulations 1983*
- *Great Barrier Reef Region (Prohibition of Mining) Regulations 1999*
- *Great Barrier Reef Marine Park (Aquaculture) Regulations 2000.*

Up until 30 June 2007, the Authority was subject to the *Commonwealth Authorities and Companies Act 1997*. Section 28 of that Act requires members of the Authority to ensure that policies of the Australian Government notified to them in writing by the Minister are carried out in relation to the Authority.

In 2004, the Australian Government decided to review the *Great Barrier Reef Marine Park Act 1975* against specific terms of reference through a Review Panel. This review considered the functions of the Great Barrier Reef Marine Park Authority, the role of its office holders, accountability frameworks and consultation mechanisms. The review also considered the interaction between the *Great Barrier Reef Marine Park Act 1975* and the *Environment Protection and Biodiversity Conservation Act 1999*. In 2006, the Review Panel delivered its report. The Government has agreed to the recommendations of the review. The recommendations are being implemented through legislative and administrative changes. More information on the review is online at www.gbrmpa.gov.au/corp_site/about_us/review.

The *Great Barrier Reef Marine Park Amendment Bill 2007*, which will amend the *Great Barrier Reef Marine Park Act 1975*, was passed by Parliament in June 2007 and received Royal Assent on 28 June 2007. The changes will come into effect from 1 July 2007. Amongst other things, the amendments will implement changes to the governance of the Authority, including making the Authority subject to the *Financial Management and Accountability Act 1997* as a prescribed agency.

Following a recommendation of the Review Panel Report and recognition that some of the wording in the previous goal needed to be updated, the Authority Board formally approved several amendments to the goal of the Great Barrier Reef Marine Park Authority in June 2007. The new goal now reads: *To provide for the long-term protection, ecologically sustainable use, understanding and enjoyment of the Great Barrier Reef through the care and development of the Great Barrier Reef Marine Park.*

The Minister

Senator the Hon. Ian Campbell was Minister for the Environment and Heritage from July 2004 until January 2007. The Hon. Malcolm Turnbull MP was appointed as Minister for the Environment and Water Resources in January 2007.

Directions to the Authority from the Minister

Subsection 7(2) of the *Great Barrier Reef Marine Park Act 1975* states that: 'The Authority shall perform its functions in accordance with any general directions given by the Minister not inconsistent with this Act'.

Subsection 7(3) of the *Great Barrier Reef Marine Park Act 1975* states that: 'The Members must include in each report on the Authority under section 9 of the *Commonwealth Authorities and Companies Act 1997* particulars of any directions given by the Minister under subsection (2) of this section during the period to which the report relates'.

No Ministerial directions were given under Subsection 7(2) of the *Great Barrier Reef Marine Park Act 1975* during the period 1 July 2006 to 30 June 2007. No Ministerial directions were given under 28(1) of the *Commonwealth Authorities and Companies Act 1997*.

Organisation

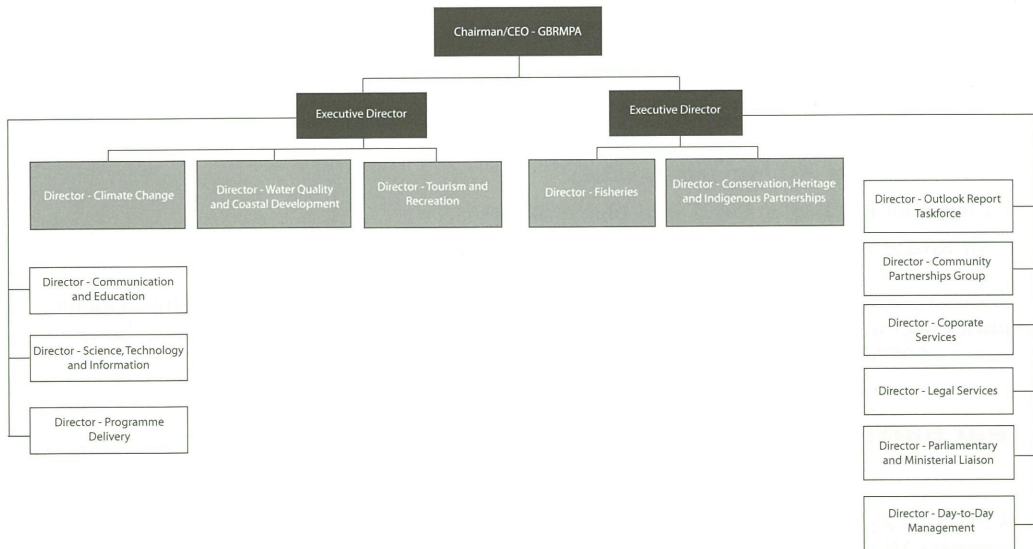


Figure 3: Organisational chart of the Authority


Corporate governance

Membership of the Great Barrier Reef Marine Park Authority

During 2006-07 the Great Barrier Reef Marine Park Authority consisted of a full-time Chairman and three part-time members. One of the part-time members is nominated by the Queensland Government. The *Great Barrier Reef Marine Park Act 1975* provides for one of the part-time members to be appointed to represent the interests of Aboriginal and Torres Strait Islander communities living adjacent to the Marine Park (see Appendix 1 for details of members' qualifications). Following the amendments to the *Great Barrier Reef Marine Park Act 1975* the composition of the Authority will change.



Hon. Virginia Chadwick AO



Dr Evelyn Scott



Mr Ross Rolfe



Cr Fay Barker

Plate 1: Members of the Authority 2006-07

The members of the Authority during 2006-07 were:

- Hon. Virginia Chadwick, AO (full-time Chairman and Chief Executive)
- Dr Evelyn Scott, AO (part-time member)
- Councillor Fay Barker, OAM (part-time member)
- Mr Ross Rolfe (acting part-time member).

Mr John Tanzer acted as Chairman from 18 July 2006 to 11 August 2006 while the Hon. Virginia Chadwick, AO was on leave. Mr Andrew Skeat acted as Chairman from 19 December 2006 to 12 January 2007 while the Hon. Virginia Chadwick, AO was on leave.

Great Barrier Reef Consultative Committee

The Great Barrier Reef Consultative Committee was established by the *Great Barrier Reef Marine Park Act 1975* as an independent advisory body for both the Authority and the Australian Government Minister responsible for the environment.

The Consultative Committee represented a wide cross-section of interests in the Marine Park (from both the public and private sectors) including tourism, fishing, science, conservation, Local Marine Advisory Committees, government agencies and Aboriginal and Torres Strait Islander communities.

The Consultative Committee consisted of members appointed by the Minister for a three-year term and a member of the Authority appointed by the Authority for an indefinite term. A list of the Consultative Committee members and meetings features in Appendix 1.

The Review Panel recommended that the Consultative Committee be reconstituted as an Advisory Board to the Minister for the Environment and Water Resources. The Advisory Board will be non-statutory with terms of reference issued by the Minister. These changes were included in amendments to the *Great Barrier Reef Marine Park Act 1975* that came into effect from 1 July 2007.

Audit Committee

Section 32 of the *Commonwealth Authorities and Companies Act 1997* requires the directors of the Authority to establish and maintain an Audit Committee. The Authority established such a committee in September 1997.

The objectives of the Audit Committee are to ensure the Authority maintains a high standard of management, both corporate and financial, and achieves its outcomes in accordance with its business strategy and strategic plans whilst carrying out its responsibilities under the *Great Barrier Reef Marine Park Act 1975*. A list of Audit Committee members, attendance at meetings and issues considered is outlined in Appendices 1 and 2.

The Authority will be subject to *Financial Management and Accountability Act 1997* (FMA Act) as a 'prescribed agency' effective 1 July 2007. The Audit Committee will be re-established in accordance with FMA Act requirements.

The Authority's advisory committees

The Authority established a number of permanent committees that provide support and strategic advice. These include four critical issue-focussed Reef Advisory Committees, the Environmental Research Ethics Advisory Committee and 11 Local Marine Advisory Committees. A number of other committees are also created from time-to-time to deal with specific issues. All committees have terms of reference and procedures established by the Board. Committee composition and membership is reviewed as required. Information on the Authority's committees is contained in Appendices 1 and 2.

Public Accountability

Internal and external scrutiny

Internal Audit is outsourced to Pacific Bridge Pty Ltd. The firm continued to provide efficient and professional compliance and performance audit and evaluation services during 2006-07.

In line with the Australian Government's focus on accountability and corporate governance, audit activity has concentrated on areas of high risk, the adequacy of existing control frameworks and compliance with the provisions of the *Commonwealth Authorities and Companies Act 1997*.

The *Great Barrier Reef Marine Park Authority Risk Management Plan* was updated during the year. The Risk Treatment Schedule outlines actions to manage risks identified in the Plan.

The *Great Barrier Reef Marine Park Authority Fraud Control Plan* was updated during the year and ensures that the Authority has in place appropriate fraud prevention, detection, investigation, reporting and data collection procedures and processes, which meet the specific needs of the Authority and comply with the *Commonwealth Fraud Control Guidelines*.

Australian National Audit Office reports

ELB Mann Judd, under contract to the Australian National Audit Office, undertook the external audit of the Authority's 2006-07 Financial Statements (See Section D, Financial Statements).

The Authority was included in the following Auditor General's Reports tabled in Parliament during 2006-07:

- No. 15 - *Audits of Financial Statements of Australian Government Entities for the Period Ended 30 June 2006*.

The following Auditor General Reports of 2006-07 contain recommendations of relevance to the Authority:

- No. 6 - *Recordkeeping including the Management of Electronic Records*
- No. 21 - *Implementation of the revised Commonwealth Procurement Guidelines*
- No. 22 - *Management of intellectual property in the Australian Government sector*
- No. 23 - *Application of the Outcomes and Outputs Framework*
- No. 31 - *The Conservation and Protection of National Threatened Species and Ecological Communities*
- No. 48 - *Superannuation Payments for Contractors Working for the Australian Government: follow-up audit*
- No 51 - *Interim Phase of the Audit of Financial Statements of General Government Sector Agencies for the Year Ending 30 June 2007*.

Internal audit reports

The Authority's Audit Committee met three times during the year and considered external and internal audit reports, a revised Risk Management Plan and undertook a self-assessment review of its performance in accordance with the ANAO Better Practice Guide. During 2006-07 internal audits were undertaken in the following areas of operation:

- Compliance
- Environmental Management Charge
- Risk Management Plan and Risk Treatment Schedule
- Project/Contract management
- Revenue collection
- Reef HQ Aquarium
- Human Resources Management (payroll)

- Purchasing and Procurement
- Permits Compliance and Management System Project
- Financial management.

Parliamentary committees and government inquiries

There were no submissions made to Parliamentary committees and/or government inquiries during the year. As mentioned earlier in this section, the Government agreed to the recommendations of the Review of the *Great Barrier Reef Marine Park Act 1975*. The recommendations are being implemented through legislative and administrative changes. *The Great Barrier Reef Marine Park Amendment Bill 2007*, which will amend the *Great Barrier Reef Marine Park Act 1975*, was considered by the Parliament in May and June 2007. The Senate referred the provisions of the Bill to the Senate Environment, Communications, Information Technology and the Arts Committee for inquiry and report. The Bill was passed by Parliament on 21 June 2007 and received Royal Assent on 28 June 2007. The changes came into effect on 1 July 2007.

Legal actions

There was one legal action against the Authority that commenced during the course of the year. That action was an application to the Administrative Appeals Tribunal for a review of a decision relating to a tourism operation. The action is ongoing.

Ombudsman

The Ombudsman made no comments relating to any of the Authority's permit decisions in 2006-07. There were no actions relating to the appealable selection processes and no comments were made by the Commonwealth Ombudsman with respect to human resource management activities. There were no other external reviews of human resource management decisions during 2006-07. The Authority received one notice of complaint from the Commonwealth Ombudsman in 2006-07, however no further action was taken.

Freedom of information

The Authority received three (3) requests for access to documents under the *Freedom of Information Act 1982*. A Freedom of Information Statement is provided at Appendix 3.

Indemnities and insurance premiums

Indemnity is provided to directors and officers of the Authority - to the extent allowed under the *Commonwealth Authorities and Companies Act 1997* - under the coverage of the Authority's insurer, Comcover, which is an Australian Government self-managed fund for insurable risk. Premiums are levied as part of the overall insurance coverage and are based on the agreed insurance value and previous-claims history.

Social justice and equity

The Authority continued its commitment to meeting the Government's objective of enhancing social justice and equity, outlined within the *Charter of Public Service in a Culturally Diverse Society*. As far as practicable, the Authority aims to provide all Australians with equitable access to its services in a manner appropriate to their individual needs.

The Local Marine Advisory Committees continued to operate effectively along the coastline adjacent to the Great Barrier Reef, providing valuable advice and input to the Authority's decision-making processes. Local Marine Advisory Committees provide local people with an opportunity to identify regional issues of importance as well as broader issues of concern throughout the Marine Park and to help develop policy responses to those problems. The Authority makes ongoing efforts to encourage representation from a wide range of individuals and interest groups in the interests of access and equity. Information on Local Marine Advisory Committees is contained in Appendix 2.

The Authority's relationship with Indigenous people is important. During 2006-07, the major focus for consultation continued to be the development of Traditional Use of Marine Resources Agreements and management requirements relating to the conservation of dugongs and turtles.

Great Barrier Reef Marine Park Authority Service Charter

The Great Barrier Reef Marine Park Authority's Service Charter sets out the Authority's commitment to all its stakeholders. The Service Charter is also available online at www.gbrmpa.gov.au/corp_site/about_us/service_charter or from the Public Information Unit at the Authority on request.

Ecologically sustainable development and environmental performance

Section 516A of the *Environment Protection and Biodiversity Conservation Act 1999 (the EPBC Act)* requires Australian Government organisations to disclose details of the organisation's contribution to ecologically sustainable development as well as the environmental performance of the organisation. Section 516A also promotes development of a framework which integrates environmental, economic and social considerations and helps improve the environmental and ecologically sustainable development performance of Australian Government organisations.

Appendix 10 provides a summary of Authority activities in 2006-07 in accordance with section 516A of the *EPBC Act*. This summary was prepared in accordance with *Global Reporting Initiative Sustainability Reporting Guidelines 2002*.

Australian Government Disability Strategy

The Australian Government Disability Strategy recognises that the Australian Government has an impact on the lives of people with disabilities. The Authority has a disability action plan which provides for reporting requirements identified in the strategy. A statement of the Authority's compliance with the Australian Government Disability Strategy is contained in Appendix 9.

State of affairs of the Great Barrier Reef Marine Park Authority

A range of activities continue to be a high priority for the Authority and have actions that are ongoing:

- Preparation of the Great Barrier Reef Outlook Report - one of the key recommendations of the Review of the *Great Barrier Reef Marine Park Act 1975 - Review Panel Report* (see Executive section).

- Improving the resilience of the Great Barrier Reef through a comprehensive climate change action plan (see Output 1.6 Science and Information for Park Management)
- Emphasis on the importance of community engagement across all of the Authority's core business (see Community Partnerships Group section)
- The conservation of some shark species (see Output 1.1 Conservation, Heritage and Indigenous Partnerships and Output 1.3 Fisheries)
- Day-to-day management of the Marine Park, including monitoring the Marine Park for compliance with zoning (see Output 1.5.1 Field Management of the Marine Park)
- The Marine Monitoring Programme, associated management activities and communication and education elements that are part of the *Reef Water Quality Protection Plan* – a 10-year strategy to halt and reverse the declining quality of water entering the Marine Park (see Output 1.2 Water Quality and Coastal Development and Output 1.7 Reef Education and Communication).

International involvement

During 2006-07, staff of the Authority hosted a number of visitors from overseas who were keen to learn from the agency's experiences in marine protected area management. Of note among these was a visit in September 2006 by a group of 10 members of the Congress of New Caledonia and a visit in August 2006 by Dan Bromley, Chair of the United States Federal Advisory Committee on Marine Protected Areas.

In addition to these visits, a number of Authority staff accepted invitations to provide capacity-building in marine management overseas. Of interest among these missions was Malcolm Turner, in collaboration with an officer of the Department of the Environment and Water Resources, visiting the Republic of Kiribati to provide advice on the management of the recently declared Phoenix Islands Marine Protected Area.

The Authority also maintained involvement with UNESCO on World Heritage matters, with Jon Day attending three meetings as a member of the Expert Working Group for the revision of the World Heritage Periodic Report.

Staff also maintained a strong and active presence at the third in the ongoing series of International Tropical Marine Ecosystems Management Symposia (ITMEMS) in Cozumel, Mexico. In addition, the Authority maintained its engagement with the International Coral Reef Initiative at meetings in Mexico and Japan.

The majority of visits by Authority staff to overseas meetings and conferences during the year were funded by the hosts of those meetings or conferences.

The Authority's sustainable tourism initiative received the highest accolade at the World Travel and Tourism Council's Tourism for Tomorrow Awards. Announced in Portugal on 13 May 2007, the Destination Award recognised the value of working with the tourism industry to manage and protect one of the most internationally recognised natural icons.

Outcomes and outputs structure: guide to the reports

The Authority identified seven Key Performance Indicators (KPIs) and has continued to assess these to indicate how the Authority is achieving its goals and outcomes.

These seven KPIs stem from three major components of the Authority's goal, with this goal and the desired outcomes linked to the seven outputs in the Portfolio Budget Statements.

This relationship is outlined in Table 2. The following pages include a full description of each KPI along with an analysis of information collected for each indicator. An analysis of performance in achieving outputs, of which several may contribute to an outcome, is contained in the Report on Operations (Section C).

Authority goal:		
<i>To provide for the protection, wise use, understanding and enjoyment of the Great Barrier Reef in perpetuity through the care and development of the Great Barrier Reef Marine Park</i>		
Component of goal	Desired outcomes expressed as outputs	Key Performance Indicators
Protection	Output 1.1 Conservation of the biodiversity of the Great Barrier Reef	KPI 1 The relative numbers of reefs that are 'healthy' compared to 'not healthy' as assessed by the Australian Institute of Marine Science Long-term Monitoring Programme
	Output 1.2 Improved water quality	KPI 2 Trends in 'chlorophyll a' concentration in the Great Barrier Reef lagoon
Wise use	Output 1.3 Sustainable fisheries	KPI 3 The proportion of fisheries (total fisheries vs. well managed fisheries) with management plans and arrangements that comply with the Commonwealth's guidelines for ecologically sustainable fisheries
	Output 1.5 Effective park management	KPI 5 The number of bioregions with adequate 'no take' zones
	Output 1.6 Accurate and adequate information available for management	KPI 6 The number of technical and scientific publications published about the Great Barrier Reef by the Authority and the Reef Cooperative Research Centre and the Marine and Tropical Science Research Facility
Understanding and enjoyment	Output 1.4 High quality tourism and recreation opportunities	KPI 4 Trends in the number of tourists to the Great Barrier Reef Marine Park and their satisfaction with their experience
	Output 1.7 Improved community understanding of the Great Barrier Reef Marine Park	KPI 7 Public understanding of the main threats to the Great Barrier Reef

Table 2: The Authority's goals, outcomes and outputs and KPIs

Key Performance Indicators reported against the Portfolio Budget Statements

KPI 1: The relative numbers of reefs that are 'healthy' compared to 'not healthy' as assessed by the Australian Institute of Marine Science Long-term Monitoring Programme

What is this indicator?

Hard or stony corals provide much of the structure of coral reefs. The simplest measure of coral reef health is the area, or per cent cover, of reef occupied by living corals. Figure 4 is the most recent synopsis of coral health along the Great Barrier Reef, and shows per cent cover of hard corals at various sites along the Great Barrier Reef recorded by the Australian Institute of Marine Science (AIMS) Long-term Monitoring Programme. The individual traces on the graph show the trend in hard coral cover (the amount of substrate covered with living hard coral) at the programme's core survey reefs from 1993 to 2005, measured using video surveys. There is a separate graph for each section of the Great Barrier Reef and for inshore, mid-shelf and offshore reefs.

In 2006, the AIMS Long-term Monitoring Programme was revised to a biannual sampling design to allow the AIMS team to survey sites that provided information on the effects of the Marine Park rezoning (the Representative Areas Programme). The original long-term monitoring sites are then visited once every two years, with intervening years dedicated to monitoring new sites selected to assess the effects of the 2004 rezoning of the Marine Park. This report focuses on the 2006-07 surveys (from September 2006 to June 2007), which monitored the original long-term monitoring sites.

Why is this indicator important?

Measuring live hard coral cover at various sites along the Great Barrier Reef allows scientists and managers to detect long-term changes in the environment. The AIMS Long-term Monitoring Programme provides regional-scale information about the changes taking place on coral reefs in the Marine Park. This helps the Authority identify general changes and trends in the 'health' or condition of the environment, and increases the Authority's understanding of the reef ecosystem.

2006 (surveys in September/November)

Manta tow surveys were completed on reefs in the Cooktown/Lizard Island, Cairns, Swain, Capricorn-Bunker and Pompey sectors. Detailed surveys of benthic organisms and surveys for agents of coral mortality (SCUBA search) were completed on reefs in the Cooktown/Lizard Island, Swain and Capricorn-Bunker sectors.

Overall live coral cover

Median reef-wide live coral cover had not changed substantially on the majority of survey reefs since 2005. Declines in live coral recorded within Cooktown/Lizard Island outer shelf survey reefs, due to a combination of both coral disease and storms.

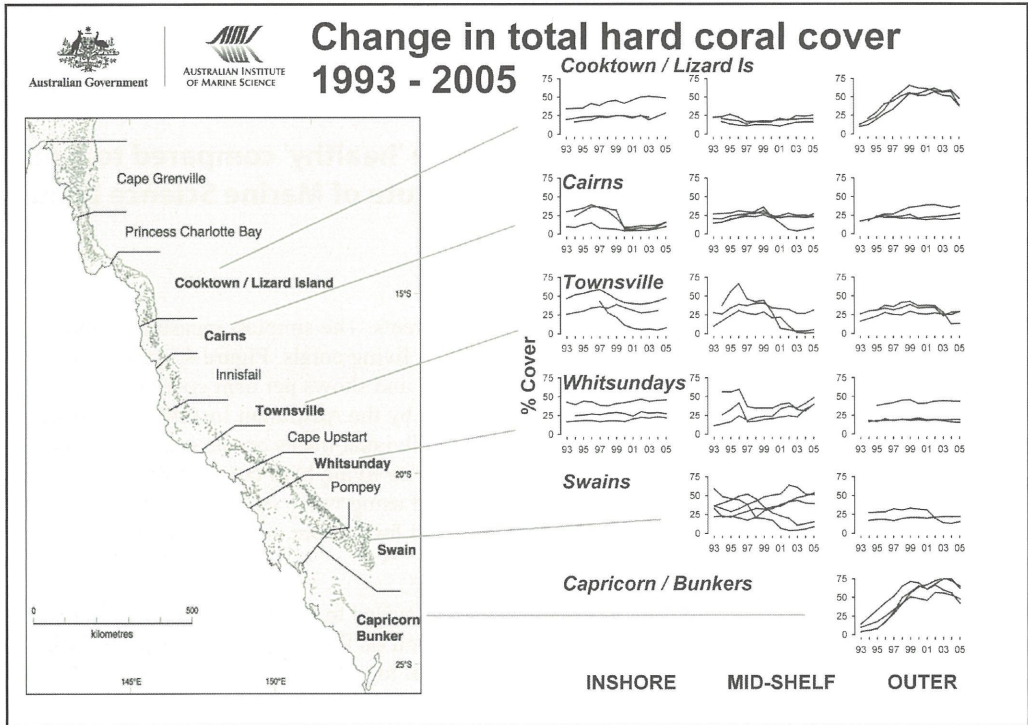


Figure 4: Change in total hard coral cover on the Great Barrier Reef 1993-2005 (Source: Australian Institute of Marine Science) Note: while additional surveys have been undertaken this year, these are the latest data available in this form at the time of printing.

Crown-of-thorns starfish

Low numbers of crown-of-thorns starfish (COTS) were recorded in the Cooktown/Lizard Island sector; fewer COTS than in 2005 surveys. No reefs were classified as active or having incipient outbreaks. COTS numbers were also very low in the Swain sector and no active outbreaks were recorded. This is the first survey since they began in 1985 where no COTS outbreaks have been recorded from the Swain Reefs. No COTS were recorded in the Pompey or Capricorn-Bunker sectors.

Other agents of coral mortality

Coral disease (“white syndrome”) was widespread in the Cooktown/Lizard Island sector but the number of affected colonies was similar to or slightly lower than in previous years.

2007 (surveys in January/March/June)

Reefs in the Cairns, Innisfail, Cooktown/Lizard Island, Whitsunday, Cape Upstart, Pompey and Townsville sectors were surveyed using manta tows. Detailed surveys for benthic organisms and surveys for agents of coral mortality (SCUBA search) were accomplished on reefs in the Cairns, Whitsunday and Cape Upstart sectors.

Overall live coral cover

Median reef-wide live coral cover on the majority of reefs within the Cairns, Innisfail, Cooktown/Lizard Island, Whitsunday and Pompey sectors had not changed substantially since the last surveys (2005-2006). Median reef-wide live coral cover within the Townsville sector remained low (1-10 per cent) on reefs affected by COTS outbreaks in recent years, but were showing early signs of recovery. Reef-wide coral cover was low within the Cape Upstart sector.

Crown-of-thorns starfish

No COTS were recorded on Cairns, Innisfail and Cooktown/Lizard Island sectors. COTS have been in very low numbers since 2002 in the Cairns and Innisfail sectors. COTS numbers continued to rise on the majority of reefs surveyed in the Cape Upstart sector. The total number of COTS had risen within the Whitsunday sector in recent years. There were no active outbreaks of COTS within the Townsville sector. This was the first time that outbreaks had not been recorded in the Townsville sector since 1999.

Other agents of coral mortality

Incidences of disease and numbers of *Drupella* spp. were generally low or within the ranges observed in previous surveys within the Whitsunday and Townsville sectors.

Low levels of coral bleaching were observed on reefs in the Cape Upstart, Whitsunday and Townsville sectors.

Coral bleaching

During the 2006-07 summer, average sea surface temperatures were recorded, primarily due to strong cooling winds across the Coral Sea during November and December 2006 (linked to the El Niño Southern Oscillation). There was no significant coral bleaching, with only minor reports of surface paling of corals that had recovered by late March 2007. Early warning capabilities were improved with an increase in the number of trained BleachWatch participants and a greater capacity to deliver satellite sea surface temperature maps to the public via the ReefTemp website.

Related links:

- Great Barrier Reef Marine Park Authority climate change and coral bleaching information: www.gbrmpa.gov.au/corp_site/info_services/science/climate_change
- State of the Great Barrier Reef online (Environmental status - corals): www.gbrmpa.gov.au/corp_site/info_services/publications/sotr/corals/index.html
- Bureau of Meteorology ENSO Wrap-up: www.bom.gov.au/climate/enso/
- Australian Institute of Marine Science Long-term Monitoring Programme: www.aims.gov.au/pages/research/reef-monitoring/reef-monitoring-index.html
- Great Barrier Reef Marine Park Authority information on coral reefs: www.reefed.edu.au/explorer
- Australian Institute of Marine Science – coral bleaching and crown-of-thorns starfish: www.aims.gov.au/pages/research/reef-monitoring/reefissues.html
- CRC Reef Research Centre – coral bleaching information: www.reef.crc.org.au/publications/brochures/bleaching_brochure.pdf

- CRC Reef Research Centre – coral reefs:
www.reef.crc.org.au/discover/coralreefs/index.html
- Reef Temp:
www.gbrmpa.gov.au/corp_site/info_services/science/climate_change/management_responses/

KPI 2: Trends in chlorophyll *a* concentration in the Great Barrier Reef lagoon

What is the indicator?

Excess inputs of sediments, nutrients and other chemicals (eg. pesticides) have been identified as driving the decline in the Great Barrier Reef's water quality and posing a significant threat to the health of inshore ecosystems.

The key indicator of these pollutant loads has been measured in the past using chlorophyll *a* (a surrogate measure of nutrient loads), which has been monitored comprehensively within the Great Barrier Reef since 1992 (Figure 5). A further indicator of the pollutant loads entering the Great Barrier Reef is the loads of agricultural pesticides coming out of catchment rivers. This indicator has only recently been measurable as part of the Authority's Marine Monitoring Programme and as such Figure 5 will be used as a benchmark of present chemical loads from the major river systems.

Why is this important?

The Australian and Queensland Governments have recognised that the losses of sediments, nutrients and other chemicals from developed parts of the Great Barrier Reef catchment must be reduced to ensure the Great Barrier Reef's long-term health. The governments jointly developed the Reef Water Quality Protection Plan (the Reef Plan) in 2003 as the policy framework to achieve the goal of halting and reversing those excess inputs within 10 years. The Authority's Marine Monitoring Programme, which monitors these key indicators, provides a tool for assessing the effectiveness of the Reef Plan's strategies and actions.

What does this mean?

The Marine Monitoring Programme allows the Authority to measure if loads of pollutants entering the marine environment are halting or declining in the short term (pesticides) and in the longer term (chlorophyll *a*). The outcomes of monitoring the discharges to the Great Barrier Reef allows this information to be reported back to the community, especially land managers, responsible for undertaking actions to address the losses of sediments, nutrients and pesticides to catchment waterways. This then provides a response loop for adaptive management systems represented by area based processes or programmes such as the Water Quality Improvement Plans or Nutrient Management Zones. This helps to drive continuous improvement processes in land management actions and in the definition of best management practices for industries. This in turn allows governments to better assess and target national environmental or industry support and incentive programmes to protect the long-term health of the Great Barrier Reef.

Related links:

- Great Barrier Reef Marine Park Authority Water Quality and Coastal Development Group:
www.gbrmpa.gov.au/corp_site/key_issues/water_quality

- Great Barrier Reef Marine Park Authority Marine Monitoring Programme:
www.gbrmpa.gov.au/corp_site/key_issues/water_quality/marine_monitoring_programme
- Reef Guardian Councils:
www.gbrmpa.gov.au/corp_site/key_issues/water_quality/reef_guardian_councils
- Coastal Catchments Initiative and the development of water quality improvement plans:
www.environment.gov.au/coasts/pollution/cci/index.html
- Douglas Water Quality Improvement Plan:
www.dsc.qld.gov.au/Page/Page.asp?Page_Id=192
- Nutrient Management Zones:
www.reefplan.qld.gov.au/about/nutrient_consultation.shtm

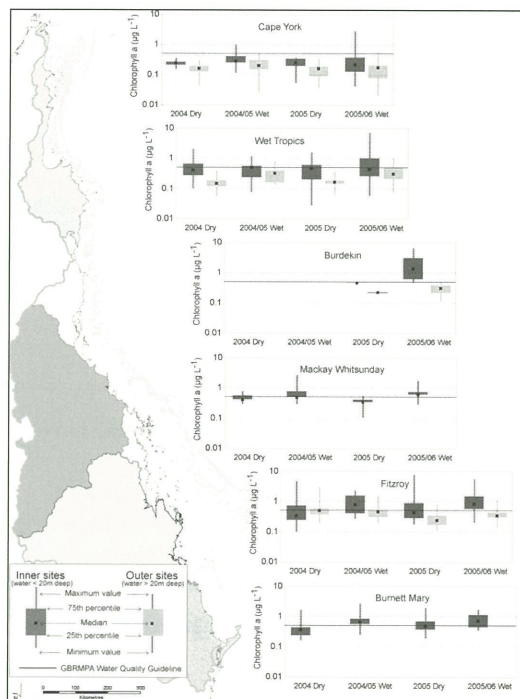


Figure 5: Regional chlorophyll *a* concentrations at inner and outer sites from the 2004 to 2006 wet and dry seasons (source: Marine Monitoring Report)

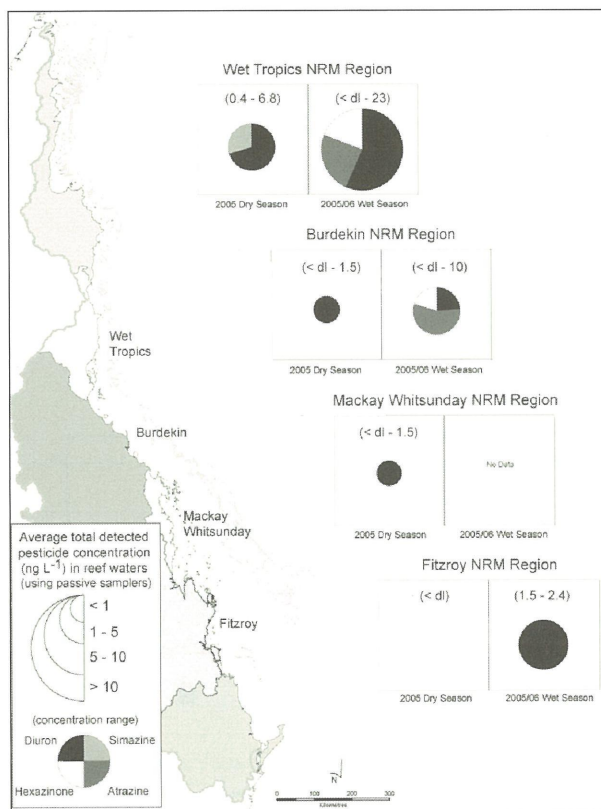


Figure 6: Average total detected pesticide concentration (ngL⁻¹) in reef waters (source: Marine Monitoring Report)

KPI 3: The proportion of fisheries (total fisheries vs. well managed fisheries) with management plans and arrangements that comply with the Commonwealth's guidelines for ecologically sustainable fisheries

What is this indicator?

Table 3 shows the progress made in assessing fisheries within the Marine Park in accordance with the Australian Government's Guidelines for the Ecologically Sustainable Management of Fisheries. This is an indication of the number of fisheries in the Marine Park that have been assessed and have management recommendations that, if implemented fully, are likely to lead to ecological sustainability.

Why is this important?

The Queensland Department of Primary Industries and Fisheries (QDPI&F) is responsible for managing fisheries in the Great Barrier Reef subject to the *Great Barrier Reef Marine Park Act 1975*. The Authority works closely with the QDPI&F to reduce the impacts of fishing practices and

to achieve ecologically sustainable fisheries in the Marine Park. In addition to this, under the *Environment Protection and Biodiversity Conservation Act 1999 (EPBC Act)*, those commercial fisheries with an export component in the Marine Park must be assessed by the Department of the Environment and Water Resources (DEW), against the Australian Government Guidelines for the Ecologically Sustainable Management of Fisheries. The Authority works closely with the DEW during these assessments. The two management principles against which fisheries are assessed are:

- A fishery must be conducted in a manner that does not lead to over-fishing, or for those stocks that are over-fished, the fishery must be conducted such that there is a high degree of probability the stock(s) will recover.
- Fishing operations should be managed to minimise their impact on the structure, productivity, function and biological diversity of the ecosystem.

The Authority's objective in relation to fisheries is to have ecologically sustainable fisheries in the Marine Park. As a minimum requirement, assessment of fisheries for ecologically sustainable management under the *EPBC Act 1999* will help to meet the goals of the Authority.

What does this mean?

Assessment of each fishery must be completed for the continued export of product. All commercial fisheries occurring in the Marine Park have been assessed, with several fisheries undergoing or coming up for reassessment (Table 3). The spanner crab fishery was reassessed in January 2007. The blue swimmer and mud crab, east coast Spanish mackerel, east coast tropical lobster, east coast otter trawl and east coast beche-de-mer fisheries are due for reassessment in 2007-2008.

Blue Swimmer Crab Pot Fishery	WTO
East Coast Beche-de-mer Fishery	WTO
East Coast Otter Trawl Fishery	WTO
East Coast Pearl Fishery	Exempt
East Coast Spanish Mackerel Fishery	WTO
East Coast Tropical Lobster Fishery	WTO
Marine Specimen Shell Fishery	Exempt
Mud Crab Fishery	WTO
Spanner Crab Fishery	Exempt
Syngnathid Incidental Catch	WTO
Rocky Reef Finfish Fishery	WTO
Coral Reef Finfish Fishery	WTO
East Coast Inshore Finfish Fishery	WTO
East Coast Trochus Fishery	Exempt
Marine Aquarium Fish Fishery	WTO
River and Inshore Beam Trawl Fishery	WTO
Coral Collection Fishery	WTO

Exempt - The fishery is being managed in an ecologically sustainable way, in accordance with the guidelines. This fishery will be added to the exempt list for five years and recommendations for action over that time may be made. Product from these fisheries may continue to be exported without permits.

WTO - (Wildlife Trade Operation) The fishery is consistent with the *EPBC Act 1999* and is not likely to have an unacceptable impact in the short-term. However, there are uncertainties and further action required. This fishery may be declared an approved Wildlife Trade Operation and export can occur while conditions are being met.

Table 3: Completed assessments of fisheries occurring in the Marine Park as at 30 June 2007

(Source: Department of the Environment and Water Resources, Sustainable Fisheries Section, July 2007)

Related links:

- Department of the Environment and Water Resources Sustainable Fisheries Section:
www.environment.gov.au/coasts/fisheries/index.html
- The Authority's Fisheries Issues Group:
www.gbrmpa.gov.au/corp_site/key_issues/fisheries
- CRC Reef Research Centre - Status of Queensland's East Coast Fisheries:
www.reef.crc.org.au/research/fishing_fisheries/statusfisheries/

KPI 4: The number of bioregions with adequate 'no take' zones

What is this indicator?

The following graph (Figure 7) shows the number of the 70 separate bioregions identified by the Authority's Representative Areas Programme that have adequate protection.

Why is this important?

A key tool in the management of the Marine Park is a system of zoning. This zoning system includes 'no take' areas where extractive activities are not allowed without the Authority's permission, ensuring that all plants and animals are fully protected to preserve the function and integrity of the ecosystem.

What does this mean?

The number of protected areas has increased since the establishment of the *Great Barrier Reef Marine Park Act 1975*. In 2004, a minimum of 20 per cent protection for each bioregion was achieved. It is anticipated that the Authority is likely, with further research, to refine its understanding of bioregions. This may alter this indicator in the future.

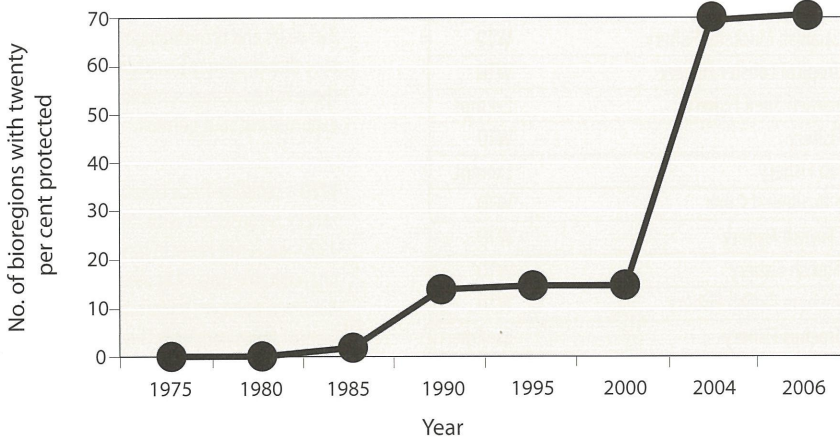


Figure 7: Number of bioregions with at least 20 per cent protected in the Marine Park

Related links:

- Zoning in the Marine Park:
www.gbrmpa.gov.au/corp_site/management/zoning/index.html
- Information package as delivered to Federal Parliament in December 2003:
www.gbrmpa.gov.au/corp_site/management/zoning/rap/rap/index.html
- State of the Great Barrier Reef Online:
www.gbrmpa.gov.au/corp_site/info_services/publications/sotr/benthos/index.html
- National Representative System of Marine Protected Areas:
www.environment.gov.au/coasts/mpa/nrsmpa/index.html

KPI 5: The number of technical and scientific publications published about the Great Barrier Reef by the Authority and the Reef Cooperative Research Centre and the Marine and Tropical Science Research Facility.**What is this indicator?**

The following graph (Figure 8) shows the number of research publications and technical reports published by the Authority and the Cooperative Research Centre for the Great Barrier Reef World Heritage Area (CRC Reef Research Centre) since 1978. Note that the CRC Reef came to an end at the beginning of the 2006-07 financial year and the Marine and Tropical Sciences Research Facility's (MTRSF) research programme was developed in 2006-07.

Why is this important?

One of the Authority's corporate goals is to promote understanding of the Great Barrier Reef and the issues affecting its health and management. The Authority makes a significant contribution to scientific research in the Great Barrier Reef to better understand the ecosystem and the effects of human activities. Most of the Authority's scientific information needs are met through outsourcing. The last year can be regarded as a transition year as the CRC Reef Research Centre, the primary research provider to the Authority, came to an end. Both the Authority and CRC Reef Research Centre aim to publish high-quality, freely accessible scientific reports that outline the research undertaken and promote understanding of the Great Barrier Reef. The number of scientific publications released reflects the amount of information available to help the community understand the Great Barrier Reef and the issues affecting it.

What does this mean?

Only one CRC Reef report was published as the CRC Reef ceased to be an operating entity. The total number of publications is down this year due to the transition from the CRC Reef to the Marine and Tropical Science Research Facility (MTRSF). The actual number of publications varies from year-to-year due to the varied nature of the research undertaken. Some research projects take more time to complete and reports vary in both size and complexity. In 2006-07, scientific and technical reports were published online on both the Authority and CRC Reef Research Centre websites. The entire range of published scientific reports is freely accessible from the Internet.

It should be noted that research outcomes are also published in scientific journals, and both the Authority and the CRC Reef Research Centre regularly published information sheets, newsletters

and uses the media to raise awareness of particular issues or research activities, and to help promote understanding of the Great Barrier Reef. The published work of the MTSRF will appear on the website of the MTSRF management company – the Reef and Rainforest Research Centre (RRRC).

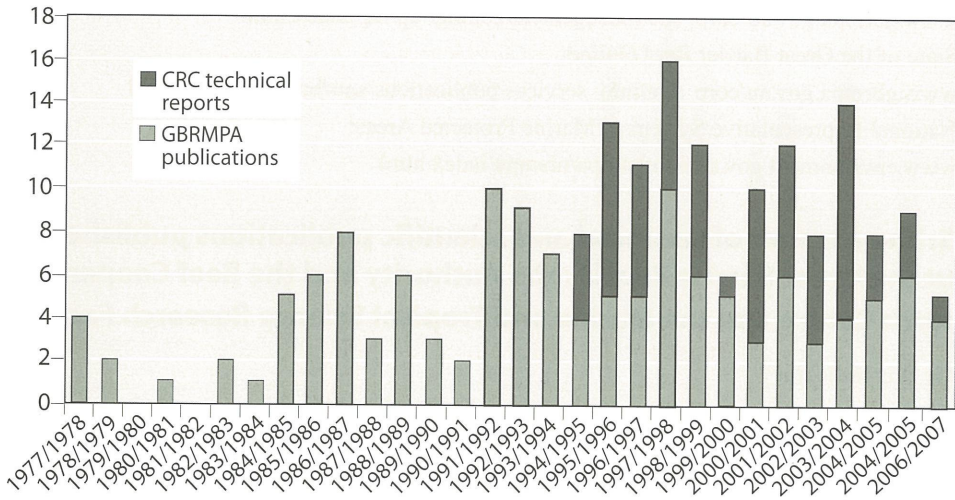


Figure 8: Technical and scientific publications produced by the Authority and the CRC Reef Research Centre (Source: the Authority's library)

Great Barrier Reef Marine Park Authority technical and scientific publications for 2006-07

Eros, C. (et al.) 2007, Procedures for the salvage and necropsy of the dugong (*Dugong dugon*), 2nd ed., GBRMPA Research Publication no. 85, Great Barrier Reef Marine Park Authority, Townsville, viewed 25 July 2007.

http://www.gbrmpa.gov.au/corp_site/info_services/publications/research_publications

First International Marine Protected Areas Congress, 23-27 October 2005, conference proceedings: IMPAC 2005, Geelong, Victoria, Australia. 2007, Parks Victoria, Great Barrier Reef Marine Park Authority and World Commission on Protected Areas, Townsville, viewed 25 July 2007.

<http://www.impacongress.org/proceedings.htm>

Hodgson, A. 2007, A dugong research strategy for the Torres Strait, Great Barrier Reef World Heritage Area and south-east Queensland, 2006-2011, GBRMPA Research Publication no. 86, Great Barrier Reef Marine Park Authority, Townsville, viewed 25 July 2007.

http://www.gbrmpa.gov.au/__data/assets/pdf_file/0004/17473/dugong-research_strategy_rp86.pdf

Measuring the economic and financial value of the Great Barrier Reef. 2006, GBRMPA Research Publication no. 84, Great Barrier Reef Marine Park Authority, Townsville, viewed 25 July 2007.

http://www.gbrmpa.gov.au/corp_site/about_us/documents/economic_values_report.pdf

CRC Reef Research Centre technical reports for 2006-07.

Begg, G.A. (et al.) 2006, Stock assessment of the Torres Strait mackerel fishery, CRC Reef Research Technical Report no. 66, CRC Reef Research Centre, Townsville, viewed 25 July 2007. http://www.reef.crc.org.au/publications/techreport/pdf/Technical_Report_66.pdf

Related links:

- The Authority's technical and scientific publications online:
www.gbrmpa.gov.au/corp_site/info_services/publications/index.html
- CRC Reef Research Centre technical publications:
www.reef.crc.org.au/publications/techreport/index.html
- CRC Reef Research Centre transition reports:
www.rrrc.org.au/publications/transition_reports.html
- Marine and Tropical Sciences Research Facility milestone reports:
www.rrrc.org.au/mtsrif/index
- Publications on the Representative Areas Programme:
www.gbrmpa.gov.au/corp_site/management/zoning/zoning_publications

KPI 6: Trends in number of tourists to the Great Barrier Reef Marine Park and their satisfaction with their experience

What is this indicator?

The visitation data shows the trend in the number of tourist visits occurring in the Marine Park over the last 10 years, based on data from the Environmental Management Charge database. The other data shows the level of satisfaction expressed by visitors to the Marine Park during 2006-07.

Why is this important?

The Authority manages the activities of commercial tourism operations, and is dedicated to ensuring that the Marine Park is available for people to visit and enjoy. For most visitors, the easiest way to visit and experience the Marine Park is through a commercial tourism operation. Trends in the number of visitors to the Marine Park and their level of satisfaction show the number of tourists who have taken the opportunity to experience and learn about the area and how they felt about their experiences.

What does this mean?

Visitation

Figure 9 shows the number of tourist visits in the Marine Park since 1997. The annual number of visitors to the Marine Park has been relatively stable over the last five or so years. Visits to the Marine Park remain concentrated in the Cairns, Port Douglas and Whitsundays areas, representing about 85 per cent of visits. Visitation to areas outside these tourism hubs grew by five per cent from 2005-06 to 2006-07.

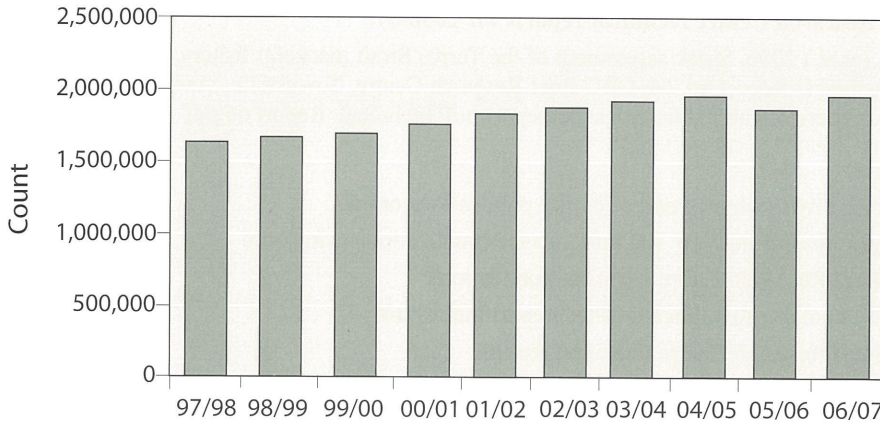


Figure 9: The number of tourist visits in the Marine Park since 1997

Satisfaction

A survey of people from Queensland coastal communities and Australian capital cities by independent market research company Colmar Brunton Research, found that 85 per cent of people in capital cities and 79 per cent of Queensland communities who had visited the Marine Park at least once in the last 12 months were satisfied or extremely satisfied with their most recent trip.

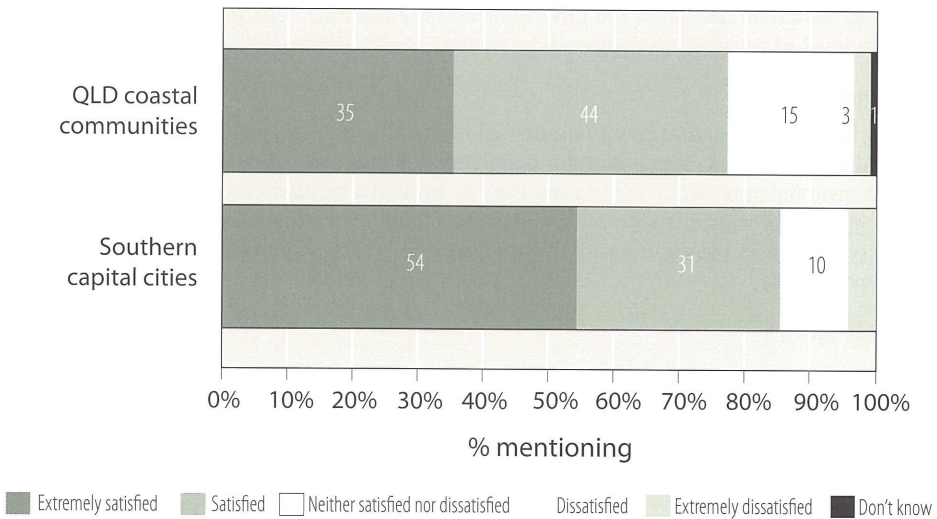


Figure 10: Level of satisfaction with most recent trip – Queensland coastal communities and southern capital cities (source: Colmar Brunton Social Research)

Related links:

- State of the Great Barrier Reef Online (Management status - tourism and recreation):
www.gbrmpa.gov.au/corp_site/info_services/publications/sotr
- Tourism in the Marine Park:
www.gbrmpa.gov.au/corp_site/key_issues/tourism/tourism_on_gbr

KPI 7: Public understanding of the main threats to the Great Barrier Reef

What is this indicator?

Data collected for this indicator is from surveys and focus groups this year undertaken by independent market research company Colmar Brunton Social Research. Survey participants were asked to list what they believe are the key threats to the Marine Park. These results vary across the regions. Additionally participants were asked to consider a list of threats and state whether they agreed or disagreed that they constituted a threat to the Great Barrier Reef. The results of this prompted question are shown in Figures 11 and 12. Focus group information revealed further detail about community views of threats to the Great Barrier Reef.

Why is this important?

The Authority aims to develop and execute strategic communication plans that promote and improve the community's understanding of the Marine Park and encourage a change in behaviour where such changes will result in conservation benefits. It is therefore necessary for the Authority to keep abreast of the community's perception and level of understanding of the issues relating to the Reef's health and management. The Authority continues to recognise declining water quality as one of the major threats to the Great Barrier Reef. To better ascertain residents' and visitors' awareness and behaviour in regard to this issue, the Authority has reviewed and adjusted its market research activity. In 2006-07, the Authority modified its data collection to capture attitudes and information about behaviour in relation to the increasingly relevant issue of climate change. The collection of this data enabled the Authority to get a clearer picture of people's understanding of the main threats to the Great Barrier Reef in coming years.

What does this mean?

More than half of all respondents agreed that climate change was a threat to the Great Barrier Reef. It was also noted that nearly half of the participants perceived shipping also to be a significant threat. Other recognised threats included agricultural activities, commercial fishing, urban living and tourism and recreational activities (including fishing).

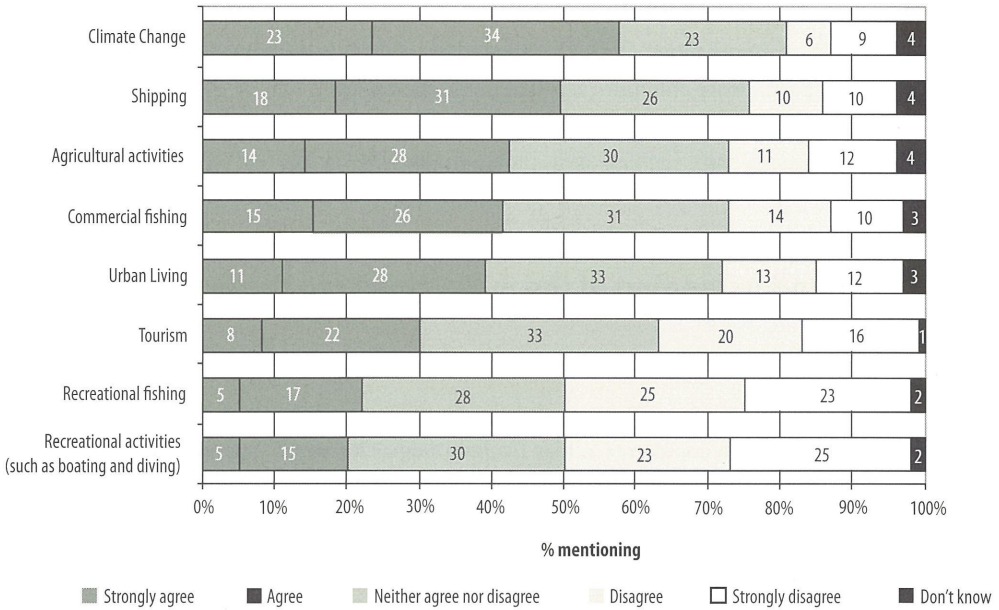


Figure 11: Agreement that the Great Barrier Reef is under threat from the following activities – Queensland Coastal communities (source: Colmar Brunton)

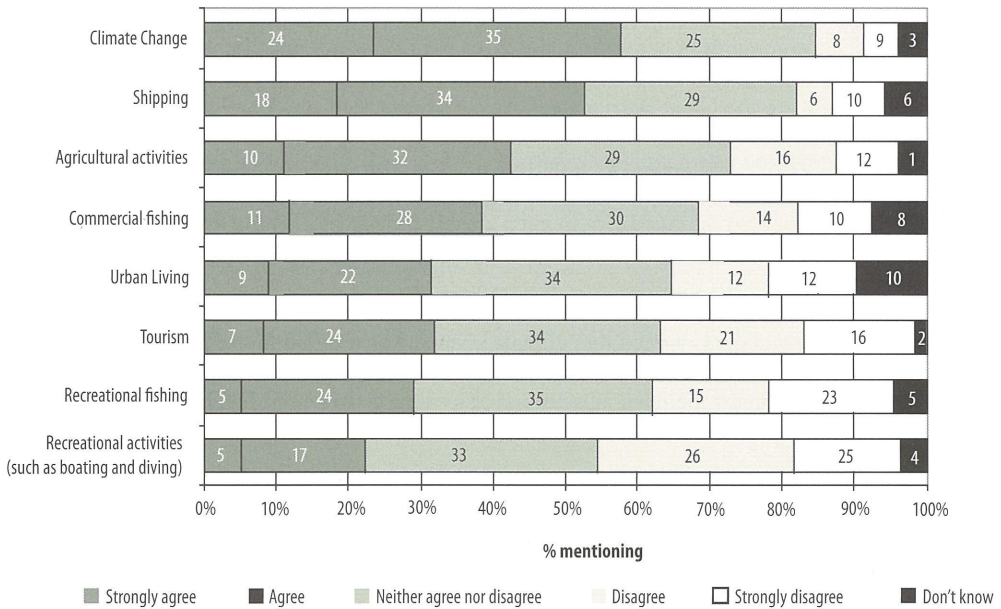


Figure 12: Agreement that the Great Barrier Reef is under threat from the following activities – Southern capital cities (source: Colmar Brunton)

SECTION C

Report on Operations

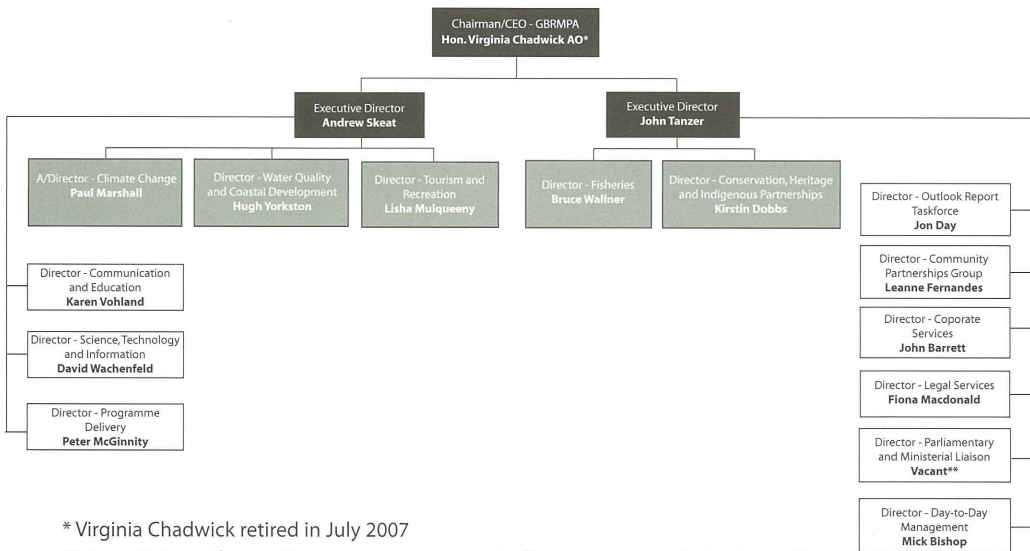


Executive

Outcome	Outputs	Performance
To provide strategic planning, resource allocation and accountable management for the Authority, its operations and external relationships in pursuit of the control, care and development of the Great Barrier Reef Marine Park	Provide a clear vision and strategic targets that are understood by all staff and stakeholders.	Achieved
	Ensure compliance with external imposed obligations.	Achieved
	To have the Authority recognised as a national and international leader in marine and coastal environment management.	Achieved
	To respond flexibly to the needs of the community and Government.	Achieved

Performance analysis

In 2006-07 the Executive Group consisted of the Chairman and Chief Executive Officer, the Hon. Virginia Chadwick, AO and the two Executive Directors, John Tanzer and Andrew Skeat. The Chairman was responsible for the overall strategic direction of the Authority, its governance, chairing the Authority Board, and managing the organisation. Critical Issue Groups and Service Groups work to each of the Executive Directors (Figure 13).



* Virginia Chadwick retired in July 2007

** As at 30 June, this position was not permanently filled and several Authority staff members acted in this role.

Figure 13: Membership of the Great Barrier Reef Marine Park Authority Senior Management Team

The Executive Group and the Directors of each of the major work areas form a Senior Management Team responsible for developing policy, coordinating programmes, internal communication, and budget control. Senior managers are concerned with the day-to-day running of their own areas and managing the intersections arising from the matrix structure.

Partnerships to protect the Reef

In the face of increasing external pressures on the Great Barrier Reef ecosystem, a key focus for the Executive in 2006-07 was ensuring the Authority's strategic direction centred on initiatives to build Reef resilience, enhance the health of the Marine Park generally, and on ensuring the community was engaged in these processes. The Executive placed particular attention on monitoring water quality in the Marine Park and implementing programmes to improve the quality of water entering the Marine Park from the adjacent catchment. In this regard, the Authority worked with councils, landholders and Natural Resource Management Groups to improve on-ground practices and actions relating to both water quality and coastal development.

As a critical step in ensuring the Authority is well equipped to better understand and respond to the vulnerability of the Marine Park to climate change, the Executive focussed resources on developing a comprehensive Great Barrier Reef Climate Change Action Plan and working with industries and the community to improve their awareness of climate change issues and encourage positive adaptation.

Importantly, work with communities was not limited to climate change and water quality. In 2006-07 engaging communities in managing the Great Barrier Reef Marine Park was formally embedded into the corporate planning processes across the entire organisation; community-based activity and engagement was integrated into the everyday business of all Authority work groups. This community engagement was aided by the recruitment of additional staff to the regional offices.

There was a continued emphasis on compliance with Marine Park zoning through coordinated vessel patrols, a comprehensive zoning education campaign and a focus on researching the effects of zoning. Research findings and community feedback show the zones working well and fish numbers increasing.

The Executive was also responsible for ensuring appropriate funding was available to deliver on these important initiatives through a successful New Policy Proposal and Natural Heritage Trust submission process.

Review recommendations

In 2006-07, the Australian Government announced the recommendations that came from the review of the *Great Barrier Reef Marine Park Act 1975*. The review followed an Australian Government election commitment to review the *Great Barrier Reef Marine Park Act 1975*. A significant focus of the Executive and Senior Management Team throughout the year was the implementation of the recommendations from this Review and included: preparation of the framework for a Great Barrier Reef Outlook Report; effecting changes to the *GBRMPA Act* on Governance arrangements (undertaken in close collaboration with the Department of the Environment and Water Resources); equipping the Authority for a smooth transition from the *CAC Act* to the *FMA Act*; and a continued focus on embedding a culture of community and stakeholder engagement into and across the organisation.

Outlook Report

One of the key recommendations of the Review of the *Great Barrier Reef Marine Park Act 1975* - Review Panel Report was the preparation of a "... regular and reliable means of assessing performance in the long-term protection of the Marine Park in an accountable and transparent manner", to be known as the Great Barrier Reef Outlook Report. Amendments to the *Great Barrier Reef Marine Park Act 1975* were presented to Parliament during the year, including the provision for the Outlook Report.

The Outlook Report will include an assessment of the management of the Marine Park, the overall condition of the ecosystem of the Great Barrier Reef Region (including the ecosystem outside the region to the extent it affects the region), social and economic factors, as well as a risk-based assessment of the longer-term outlook for the Great Barrier Reef Region.

A Task Force (or project team) was appointed within the Authority to coordinate efforts across the agency and work with relevant agencies (for example, Department of the Environment and Water Resources, Queensland Premiers Department, Queensland Environmental Protection Agency) in the preparation of the Outlook Report.

A framework for the Outlook Report was developed setting out the key elements of the Outlook Report and the broad process for its development. This framework was approved by the Authority's Board and subsequently provided to the Minister for consideration.

Related links:

- Outlook Report
www.gbrmpa.gov.au/corp_site/about_us/great_barrier_reef_outlook_report

Legal Services

Outcome	Outputs	Performance
An effective legislative framework, commercial legal operations, and litigation representation	Ensure timely and accurate legal advice is delivered to the Authority.	Achieved
	Ensure the Authority's interest in litigation is competently represented, that such litigation is minimised through appropriate legal awareness training, and that FOI requests are processed in a legally effective manner.	Achieved
	Drive the timely progression of legislation subject to the constraints of the Government's legislative programme.	Achieved
	Ensure that appropriate commercial legal support is provided to the Authority and the Audit Committee.	Achieved
	Ensure that competent legal support is provided for the Authority's corporate governance.	Achieved

Performance analysis

Significant achievements for 2006-07 include:

- Providing an effective legal support for branch operations and achievement of corporate objectives.
- Attending and providing legal advice to various taskforces including taskforces on permits and EMC compliance, moorings and whales.
- Supporting the provision of in-house training in relation to the Australian Government's new regulatory framework by the Office of Best Practice Regulation.
- Processing three (3) freedom of information requests.
- Providing legal advice and support in relation to amendments to the *Great Barrier Reef Marine Park Regulations 1983*, including the introduction of infringement notices (on-the-spot fines) for fishing with more than one line and one hook in the Conservation Park Zone; the introduction of offence provisions that place liability on masters and permission holders of commercial fishing vessels, and persons in unattached dories; the introduction of new infringement notice offences enabling enforcement officers to issue infringement notices (on-the-spot fines) to fishers found illegally fishing in the Marine National Park Zone; and minor amendments to certain offence provisions regulating interactions with cetaceans (whales or dolphins) to provide greater certainty to operators of vessels as to how they must operate their vessels when in the vicinity of cetaceans.
- Completing lodgement of Legislative Instrument Backcaptures on the Federal Register of Legislative Instruments in accordance with the *Legislative Instruments Act 2003*.
- Providing legal advice and support in relation to various matters including the Reef Guardian Councils Memorandum of Understanding; the MTSRF Contracts; the Girrigun Traditional Use of Marine Resources Agreement (TUMRA); the Reef Naming Memorandum of Understanding; amendments to the Cairns Area Plan of Management 1998 and the Whitsundays Plan of Management 1998; and the first tranche of amendments to the *Great Barrier Reef Marine Park Act 1975*.
- One hundred per cent compliance rating for 2005-06 Regulatory Performance Indicators Report.
- Providing legal advice and support in relation to in excess of seventy (70) Contracts, Deeds, Agreements and Memoranda of Understanding.
- The further development of administrative systems and processes to effectively and efficiently support the Director and the other legal officers.
- Providing extensive legal advice in relation to privacy and intellectual property issues.

The Legal Services Unit managed one piece of litigation during the course of the year. This matter was commenced in the Administrative Appeals Tribunal and is ongoing.

Ministerial Services and Parliamentary Liaison

Outcome	Outputs	Performance
Effective liaison and productive relationships with ministers, portfolio members and government agencies, and to provide effective, professional support to the Executive and the Great Barrier Reef Ministerial Council	1. Facilitate liaison between Commonwealth and State Government policies impacting on the Great Barrier Reef.	Achieved
	2. Provide professional support to Committees, Ministerial Councils and the Commonwealth Government.	Achieved

Performance analysis

The Ministerial and Parliamentary Liaison Unit comprises two permanent staff located within the Department of the Environment and Water Resources offices in Canberra. The Unit provides liaison between the Authority and the office of the Minister for the Environment and Water Resources, the Department of the Environment and Water Resources, and other Australian Government agencies based in Canberra.

The Unit coordinates ministerial briefings and answers to parliamentary questions and ministerial representations. The Unit also prepares briefing documents for the Authority's appearances before Parliamentary Committees and provides the Secretariat for the Great Barrier Reef Ministerial Council and its official committees.

A major focus of the Unit's work entails liaison with relevant Australian Government agencies and non-government organisations on the Authority's legislation, policies and programmes. The Unit also coordinates responses on whole-of-government approaches and issues that impact on the Marine Park.

The Unit represents the Authority on the Operations Policy and Advisory Committee (OPAC), and Programmes and Scheduling Committee (PASC) of Coastwatch/Customs, the Commonwealth Marine Protected Areas Committee (COMPAC), and on other inter-departmental committees as required.

Departmental outputs

Output 1.1 Conservation, Heritage and Indigenous Partnerships

The Conservation, Heritage and Indigenous Partnerships Group develops initiatives and implements programmes to conserve biodiversity, protect heritage values and facilitate effective sea country management.

Outcome		Outputs	Performance
1.1.1 Natural and cultural values of the Great Barrier Reef Marine Park are protected and World Heritage obligations are met	Quality	Key species and habitats identified and protected whilst minimising any social-economic-cultural impacts.	Achieved
		World Heritage values/obligations understood and appreciated.	Achieved
		Participation by Indigenous people in the development of key management strategies.	Achieved
	Quantity	Improved management for key threatened species.	Achieved
		Key components of a Heritage Strategy for the Great Barrier Reef Marine Park implemented.	Achieved
		Representative areas programme implemented through the new Zoning Plan with continued involvement of stakeholders and high level of community engagement.	Achieved
		Arrangements on traditional use of marine resources developed for traditional owner groups.	Second legal agreement in Australia for traditional use of marine resources accredited; several others underway
Price	\$1.564m		

Performance analysis

Species Conservation

The Authority is one of many government agencies involved in identifying threats, and coordinating and facilitating conservation programmes for protected species. The Species Conservation Unit monitors species conservation issues, with a focus on dugongs, marine turtles, dwarf minke and humpback whales and Australian snubfin and Indo-Pacific humpback dolphins, and provides expert advice to reduce risks from human impacts on protected species in the Great Barrier Reef Marine Park. An emerging issue is concern about the conservation of some shark species.

There is now a strong collaborative inter-agency approach to managing these species, together with continuous assessment of their status and management. The Authority continued to maintain an effective internal (Government staff) and external (public) email-reporting network for marine mammal and turtle strandings and carcasses.

Key activities in 2006-07 include:

- Implementing a communication strategy for protected species (with a focus on dugongs, marine turtles, whales and response procedures for stranded wildlife) in the Marine Park to guide information dissemination and the development of awareness raising products (for example a protected species poster celebrating the 20th anniversary of Reef HQ Aquarium)
- Developing a position statement about protected species in the Marine Park in relation to the East Coast Inshore Finfish Fishery management planning process
- Development of a position statement on the translocation of species in the Marine Park
- Substantial engagement with researchers involved in the Marine and Tropical Sciences Research Facility
- Writing up results from the Representative Areas Programme in relation to significant turtle and dugong habitats and the development of a Reef-wide framework for traditional use of marine resources.

In 2006-07, the Authority enhanced its dugong conservation initiatives by:

- Assisting with aerial surveys specifically for dugongs along the northern Great Barrier Reef and Torres Strait (including the Hervey Bay index block)
- Developing a position statement for dugong conservation in the Great Barrier Reef Marine Park
- Providing the latest scientific information about dugong, whales and dolphins to the Dugong Protection Area Working Group of the East Coast Inshore Finfish Fishery Management Advisory Committee.

In 2006-07, the Authority enhanced its marine turtle conservation initiatives by:

- Continuing to implement recommendations from the National Turtle Recovery Plan, as part of the National Turtle Recovery Group, and considering human-related impacts specific to the Marine Park
- Managing a contract with the Queensland Environmental Protection Agency (EPA) that monitors marine turtles at key foraging and nesting areas throughout eastern Queensland
- Encouraging community initiatives through promoting the Indian Ocean South East Asian Year of the Turtle (www.ioseaturtles.org/yot2006)
- With the Queensland Environmental Protection Agency, developing a position statement on Managing access to the Restricted Access Special Management Areas surrounding Raine Island, Moulter Cay and MacLennan Cay.

In 2006-07, the Authority enhanced its whale and dolphin conservation initiatives by:

- Review and implementation of the 2007 Operational Policy on Whale and Dolphin Conservation in the Marine Park. Key aspects including:
 - Managing whale watching activities through regulations rather than through permit limits in Plans of Management
 - Developing a dedicated whale watching activity that will require the listing of the activity on the relevant tourist programme permission
 - Developing a cost effective monitoring programme to ensure that any increase in commercial whale watching is sustainable.

- Managing a contract with James Cook University for a six year monitoring programme with the nine permitted tourist operators to assess the sustainability of the swimming-with-dwarf-minke-whales industry.
- A specific pre-season workshop was held for day-boat operators to assist with improving the level of interpretation they provide to passengers and the quality of data collected as part of the summary of dwarf minke whales research programme.

In 2006-07, the Authority enhanced its sustainable traditional use of marine resources initiatives by:

- Participating in a taskforce of Australian, Queensland and Northern Territory Government representatives to develop a national approach to manage Indigenous hunting of dugongs and turtles
- Providing advice as part of a Technical Reference Group to a Natural Heritage Trust (NHT) funded project in relation to marine turtles and dugongs – the project is managed by the North Australian Indigenous Land and Sea Management Alliance (NAILSMA) and seeks to foster Indigenous community based initiatives for dugong and marine turtle conservation in northern Australia
- Providing advice as part of the accreditation of the Dharumbal TUMRA – Woppaburra Section on the sustainable level of green turtle harvest for the Keppel Island region.

Indigenous Partnerships Liaison Unit

The Indigenous Partnerships Liaison Unit (IPLU) coordinates the Authority's relationships with some 70 Aboriginal and Torres Strait Islander groups. Current programmes address issues such as sustainable traditional use of marine resources, Indigenous tourism, sea country research and education, and cultural heritage management.

The primary methods of Indigenous service delivery currently utilised in the Authority are:

- Direct interaction with Traditional Owner groups
- Facilitating Indigenous programmes delivery across the Authority and Day-to-Day Management groups
- Coordination through the Indigenous Issues Senior Management Forum
- Collaborative service delivery and reporting arrangements with State and Australian Government agencies
- A summary of the range of Indigenous engagement activities in 2006-07 is shown in Table 4.

Traditional Owner Group Management Unit	Level Of Engagement in 2006-07	Outline of the Authority's Indigenous Engagement in 2006-07
Torres Strait Islander Interests	Low	Discussions on Raine Island ILUA, compliance liaison, RGS visit, Turtle and Dugong Hunting Partnership Meeting
Gudang	Med	Participation in northern peninsular area – Natural Resource Management Negotiation Table planning, compliance liaison, RGS visits, LMAC member
Yadhaigana	Med	Participation in NPA – NRM Negotiation Table planning, compliance liaison, CPG visits, RGS discussions
Wuthathi	High	Participation in NPA – NRM Negotiation Table planning, high level of compliance liaison, successful prosecution with Traditional Owner assistance, CPG visits, CYLC facilitation of Wuthathi TUMRA

continues over page

continues from previous page

Kuku Yau	High	High level of compliance liaison, CPG visit, sea country maps
Uutaalnganu	High	High level of compliance liaison, CPG visit, sea country maps
Umpila	High	High level of compliance liaison, Conservation Reef Advisory Committee member, LMAC member, SeaRead story, sea country maps
Lama Lama	Med	Compliance liaison, CPG visit
Guugu Yimithirr Warra	High	Compliance liaison, CPG visit, sea country planning and TUMRA discussions, cultural tour, LMAC member
Kuku Yalanji	High	High level of compliance liaison, CPG visit, SeaRead story, Reef Plan activities
Yirrijandji	Low	Compliance liaison, CPG visit, NAIDOC Day stall, Reef Plan activities
Gumuy Yindinji	Low	Compliance liaison, CPG visit, Reef Plan activities
Gungandji	High	High Level of compliance liaison, CPG visit, Mission Bay netting issues, permits consultations, Reef Plan activities
Mandingalbai and Wanyirr Madjanji	Med	Compliance liaison, CPG visit, initial sea country planning and TUMRA discussions, Reef Plan activities
Ma:Mu	High	Draft Ma:Mu TUMRA, sea country statement and TUMRA Implementation Plan lodged with GBRMPA for accreditation, CPG visit, SeaRead story, Reef Plan activities
Girringun Groups (Djiru, Gulnay, Girramay, Bandjin, Warragamay, Nywaigi)	High	High level of compliance liaison, TUMRA steering committee implementing, CPG visit, compliance and enforcement vessel Training day, official public launch of Girringun TUMRA, LMAC member, Great Barrier Reef Consultative Committee member, catchment planning, Reef Plan activities
Manbarra	High	Compliance liaison, Manbarra sea country planning vessel trip, TUMRA discussions, RGS, CPG visit, Reef Plan activities
Wulgurukaba	Med	TUMRA discussions, SeaRead story, welcome to country ceremony, NAIDOC Day stall, Reef Plan activities
Bindal	Low	Welcome to country ceremony, Reef Plan activities
Gudjuda Groups (Juru, Gia, Ngaro)	Med	Compliance liaison, TUMRA discussions, CPG visit, ministerial launch of <i>Bimbi Eungi</i> (patrol vessel), Reef Plan activities
Mackay Region Traditional Owner Groups (including Yuibera, Birri, Wiri)	Med	High level of compliance liaison, coral bleaching SRA, CPG visit, NAIDOC Day stall, LMAC member, Reef Plan activities
Barada Barna, Kabalbara & Yetimarla	Low	Looking at TUMRA options, compliance, Reef Plan activities, Reef Plan activities
Koinjimal	Low	Compliance, Reef Plan activities
Dharumbal Peoples (including Woppaburra)	Very High	Dharumbal TUMRA - Woppaburra Section Accredited on 22 June 2007, Woppaburra SRA including sea country mapping and reef naming, compliance liaison, Shoalwater Bay POM discussion, CPG visit, Meetings with Dharumbal hunters, SeaRead story, NAIDOC Day stall, LMAC member, GBRC member, Reef Plan activities
Port Curtis Coral Coast Groups (Taribelang Bunda, Bailai, Gurang and Gooreng Gooreng)	Med	CPG visit, presentation, Capricorn Bunkers Site Management Arrangements consultation, Reef Plan activities

Table 4: Outline of engagement with Indigenous communities adjacent to the Great Barrier Reef in 2006-07 (Abbreviations: CPG – Community Partnerships Group; CYLC – Cape York Land Council; LMAC – Local Marine Advisory Committee; NAIDOC – NAIDOC Week; RGS – Reef Guardian School; SRA – Shared Responsibility Agreement; TUMRA – Traditional Use of Marine Resources Agreement)

In 2006-07, the Authority enhanced its sustainable traditional use of marine resources initiatives by:

- Accreditation of the Dharumbal TUMRA – Woppaburra Section for three years by the Marine Park Authority Board and the Queensland Environmental Protection Agency on 22 June 2007. The Dharumbal nation is made up of five clan groups one of which is the Woppaburra Traditional Owners from the Keppel Islands. The accredited TUMRA:
 - Identifies who the Traditional Owners are for the Dharumbal TUMRA – Woppaburra Section.
 - Traditional Owners have agreed to a limited green turtle harvest, not take dugongs and have prohibited hunting by other Indigenous peoples within the Dharumbal TUMRA – Woppaburra Section over the next three years.
 - The accredited TUMRA provides the ability for Woppaburra Traditional Owners, through the Woppaburra Steering Committee, and Government to work cooperatively against illegal hunting activities in that region.
- In August 2006, the Authority, Giringun Traditional Owners, State and Commonwealth representatives and official guests celebrated the official launch of the Giringun TUMRA implementation. The event was a huge success and has raised a number of enquiries from around Australia about the TUMRA process.
- The Ma:Mu TUMRA and application for accreditation was received by the Authority on 30 November 2006. Work is currently underway to have this TUMRA accredited.
- The Indigenous Communities Compliance Officer has been working closely with the Eastern Cape York Peninsula Traditional Owner groups. This has resulted in large amounts of intelligence gathered on possible Marine Park offences, which are being followed up with investigations and prosecutions.

In 2006-07, the Authority enhanced Traditional Owner involvement in tourism and its management by:

- Adding to the online Onboard – the tourism operator's handbook for the Great Barrier Reef: 'First Steps in Communicating with Traditional Owners'. The web pages are designed to enhance tourism development opportunities and break down the barriers for tourism operators and Great Barrier Reef Traditional Owners.
- The pages also give a good insight into different kinds of Traditional Owner cultural and heritage values on the Great Barrier Reef and a guide to making contact and holding meetings with Traditional Owner groups on tourism management issues etc.

In 2006-07, the Authority enhanced its cultural heritage management initiatives by:

- Conducting a sea country planning day with the Manbarra Traditional Owners to the Palm Islands. Onboard were 20 Manbarra Traditional Owners, 15 Authority staff members and four Central Queensland Land Council staff. The purpose of the trip was to discuss future sea country management options with the Manbarra Traditional Owners, map cultural and heritage values, discuss a possible TUMRA and methods for working through sensitive marine resource use issues with the Bwgcolman peoples living on Palm Island. The Manbarra are planning to meet with their group and discuss the future development of a TUMRA with the Authority and Queensland Environmental Protection Agency.

In 2006-07, the Authority enhanced its sea country research and education initiatives by:

- Attending a community engagement stall at the Laura Aboriginal Dance Festival in cooperation with the Queensland Environmental Protection Agency. This was an excellent opportunity to engage with Traditional Owners, discuss sea country partnerships and promote how the Authority is working to protect the Marine Park for the future. There were a number of enquiries from school teachers wanting to find out how to access information about Aboriginal and Torres Strait Islander maritime culture, sea country and Reef Guardian Schools.

Related links:

- Indigenous Partnerships:
www.gbrmpa.gov.au/corp_site/key_issues/conservation/indigenous_partnerships
- ReefED online Indigenous educational resources:
www.reefed.edu.au/explorer/traditional_Owners
- Traditional Owners and tourism management:
www.tourismoperators.reefhq.com.au/tourism/highstandard/local_communities/first_steps.htm
I#ENGAGE

Heritage

Heritage strategy

A heritage strategy for the Great Barrier Reef Marine Park was adopted by the Authority in December 2005. The heritage strategy is required under the *Environmental Protection and Biodiversity Conservation Act 1999*. It outlines actions for the identification, assessment and monitoring of the Marine Park's heritage values, the development of a heritage register, and preparation of heritage management plans.

Implementation of the heritage obligations for areas within the Marine Park commenced in the 2006-07 Strategic Work Plan with the development of a Draft Heritage Management Plan for Lady Elliot Island Lightstation.

Related links:

- Heritage:
www.gbrmpa.gov.au/corp_site/key_issues/conservation/heritage

World Heritage

The Great Barrier Reef World Heritage Area (GBRWHA) is 348 000 km² – this is an area bigger than Victoria and Tasmania combined. The uniqueness of the area was recognised in 1981 when it was inscribed on the World Heritage List. Today it remains the largest World Heritage property and is internationally-recognised as amongst the best managed in the world.

The Great Barrier Reef Marine Park comprises 99 per cent of the GBRWHA, the balance being the majority of islands, as well as exclusions for port areas, inter-tidal areas and internal waters of Queensland. Whilst these areas are part of the GBRWHA, being within its outer boundaries, they are not part of the Marine Park.

During 2006-07, the then director of the Conservation, Heritage and Indigenous Partnerships Group Jon Day participated in the following activities relating to the GBRWHA:

- Member of the Expert Working Group convened to revise the World Heritage Periodic Report – this involved three meetings during the year and the preparation of various draft documents

- Invited to a UNESCO workshop “World Heritage in Danger – Benchmarks and Operational Guidelines”
- Member of the Australian Delegation to the World Heritage Committee meeting in Christchurch, New Zealand.

Various documentation was prepared including: A draft statement of the outstanding universal value for the GBRWHA information on the predicted impacts of climate change on the outstanding universal value of the Great Barrier Reef.

Output 1.2 Protection of the Great Barrier Reef from the adverse effects of water pollution and coastal development

The impacts from both land and marine sourced water pollution and coastal development must be managed to minimise the risk of degradation to the Great Barrier Reef ecosystem. To achieve this, the Authority is working collaboratively with other Australian and Queensland Government agencies, local government, Regional Natural Resource Management (NRM) bodies and the wider community.

Successful water quality outcomes led by the Authority during 2006-07 included:

- Implementing key actions in the Reef Water Quality Protection Plan especially reporting on findings of the Marine Monitoring Programme (2004-06)
- Commissioning the Nutrient Management Zone Science Report (2006)
- Supporting the activities of the Reef Water Quality Partnership
- Implementing the Reef Guardian Council Programme
- Developed draft interim Great Barrier Reef Water Quality Guidelines in partnership with Regional NRM Bodies as part of the development of Water Quality Improvement Plans in six areas of the Great Barrier Reef's catchment
- Development of wetlands education materials and products to raise community awareness of the values of wetlands to the community (see Output 1.7 Reef Education and Communication)
- Statutory and non-statutory advice on coastal planning and development issues in and adjacent to the Marine Park.

Outcome		Outputs	Performance
1.2.1 Protection of the Great Barrier Reef from the adverse effects of water pollution and coastal development	Quality	Sound scientific methods used to manage impacts of pollutants and develop management standards.	Achieved
		Quality technical input into environmental assessment and cooperative arrangements in the management of water quality and coastal development, especially in accordance with the Reef Water Quality Protection Plan, the Reef Catchments Partnership, the Queensland Wetlands Programme and the Reef Guardian Council Programme.	Achieved

continues over page

continued from previous page

	Quality input into the cooperative management of shipping in the Great Barrier Reef Marine Park.	Achieved
Quantity	Review the Authority's requirements for the management of sewage outfalls in the Great Barrier Reef Marine Park and implement these new provisions with licensed facilities.	Achieved
	Provide input into the implementation of the six Natural Resource Management Plans and their Regional Investment Strategies in the Reef catchment.	Ongoing
	Provide input into the development of three Regional Coastal Management Plans in the Reef Catchment.	Achieved
	Review 50 development projects which may potentially affect the Great Barrier Reef and provide advice to relevant authorities.	Achieved
	Coordinate and implement the GBRMPA's responsibilities under nine actions in the Reef Water Quality Protection Plan.	Achieved
	Continued involvement of stakeholders and high level of community engagement.	Achieved
Total price	\$1.560m	

Performance analysis

The *Reef Water Quality Protection Plan* (Reef Plan) addresses declining water quality entering the Great Barrier Reef from diffuse pollution sources, such as agriculture. The Reef Plan is a collaborative effort between the Australian and Queensland Governments, and in 2006-07 the Authority worked extensively with other Australian and Queensland Government agencies, local governments, industry groups and the broader community to implement the plan's actions. The Authority's Marine Monitoring Programme reported on the status of water quality and ecosystem health for the first 18 months of the Reef Plan's implementation.

In 2006-07 the Authority worked closely with the Reef Water Quality Partnership to develop strategies for the integration of target setting, water quality monitoring and reporting throughout the catchment. The partnership involves Australian and Queensland Government agencies, as well as Regional Natural Resource Management (NRM) bodies from within the catchment. In addition to integrating the Authority's long-term water quality and ecosystem health monitoring programme with estuary and in-stream Queensland Government and community water quality monitoring programmes, the partnership provides an opportunity for the Authority to contribute to the water quality target setting process guided by the Authority's Water Quality Guidelines that were designed to maintain in-park ecosystem health requirements.

Under the Reef Plan, the Authority has also continued to work with other Australian and Queensland government agencies, Regional NRM bodies and industry to identify and establish nutrient management zones to minimise the impact of nutrients on the Great Barrier Reef. The

Authority was joint lead with the Department of the Environment and Water Resources in commissioning a Science Report outlining requirements for identification of these zones.

Further development of the Reef Guardian concept occurred in 2006-07. In addition to the highly successful Reef Guardian Schools programme, the Authority developed a Reef Guardian Council programme in recognition of the significant role that Local Government plays with respect to natural resource management in Great Barrier Reef catchments. The following actions have been completed:

- Steering Committee of 16 Local Governments approved the Reef Guardian Council Framework and selected the Reef Guardian Council logo
- Memorandum of Understanding and Action Plans were developed and signed-off by the first four councils to be approved by the Authority namely Townsville City Council, Burdekin, Hinchinbrook and Livingston Shire Councils
- Attracted over \$300 000 to support activities in Reef Guardian Council action plans especially identification of best practices and to support local government oil recycling processes.

The Authority provided advice to the Queensland Government on 25 coastal developments under the Queensland Integrated Development Assessment System, one planning scheme (Whitsunday Shire) and one Regional Coastal Management Plan (Mackay/Whitsunday) and initial drafting of one Regional Infrastructure Plan (FNQ2025). The Water Quality and Coastal Development group also coordinated the Authority response to 17 referrals by the Australian Government's Department of the Environment and Heritage under the *EPBC Act 1999* for developments in or adjacent to the Great Barrier Reef World Heritage Area.

Presentations were made at local, regional, national and international forums on the Authority's management of water quality issues in the Marine Park and its collaborative partnerships with government agencies, industry and the broader community.

Related links:

- Great Barrier Reef Marine Park Authority Water Quality and Coastal Development:
www.Authority.gov.au/corp_site/key_issues/water_quality/index.html
- Marine Monitoring Programme report Reef Water Quality Protection Plan:
www.deh.gov.au/coasts/pollution/reef/index.html
www.reefplan.qld.gov.au
- Australian Centre for Tropical Freshwater Research
www.actfr.jcu.edu.au/Publications/Index.htm

Reef Plan and the Great Barrier Reef Marine Monitoring Programme

The water quality and ecosystem monitoring programme (Marine Monitoring Programme) in the Great Barrier Reef lagoon is assessing the long-term effectiveness of the Australian and Queensland Government's Reef Water Quality Protection Plan which came into effect in December 2003.

The Reef Water Quality Protection Plan (Reef Plan) is a joint initiative of the Australian and Queensland Governments that aims to 'halt and reverse the decline in water quality entering the Great Barrier Reef Marine Park within 10 years'. The Reef Plan supports partnerships between

Regional Natural Resource Management groups, governments, industry sectors and the community to decrease the amounts of nutrients, sediments and other pollutants discharged from waterways into the catchment. Involvement from educational and research institutions is vital to achieving the Reef Plan's goals.

A key component of the Reef Plan is the Authority's implementation of a long-term water quality and ecosystem monitoring programme in the Great Barrier Reef lagoon to assess the effectiveness of the Reef Plan. This is carried out with the assistance of AIMS, the University of Queensland, the Queensland Departments of Primary Industries and Fisheries, and Natural Resources and Water.

The Marine Monitoring Programme was initially funded by the Australian Government for three years (2004-2007) with an allocation of \$6.06 million. The extension of this programme was announced in the Australian Government's Budget for 2007 with \$14.2 million allocated to the Authority for a further four years (to July 2011). The programme has also been reviewed to improve its capacity to effectively assess the changes in the health and water quality status and trends for the Great Barrier Reef.

The programmes key components are:

1. Flood water quality monitoring

Water quality monitoring for river flooding will be assessed over time for changes in concentrations and loads of the major land-sourced pollutants (such as sediments, nutrients and pesticides) that can potentially harm Great Barrier Reef ecosystems. This programme is to be carried out with the assistance of Natural Resource Management Boards, the Queensland Government and community volunteers.

2. Marine water quality monitoring

Monitoring of marine water quality is required to measure improvements in the waters of the Great Barrier Reef resulting from any reductions in pollutants from the river mouths. Monitoring includes measuring nutrients, water turbidity and pesticide concentrations at key inshore reef sites. Sampling uses traditional water sampling techniques, as well as state-of-the-art sensors with long-term data logging capacity. Volunteers from the tourism industry and local communities are vital in assisting with collection of samples.

3. Marine biological monitoring

Monitoring of the major marine ecosystem types recognised as being most at risk from land-based pollutants (intertidal seagrass beds and inshore coral reefs) is carried out to ensure that any change in their status is identified. SeagrassWatch community volunteers are a cornerstone of this monitoring programme.

4. Socio-economic monitoring

Socio-economic monitoring assesses the contribution a healthy Great Barrier Reef ecosystem makes to the welfare of Queensland's regional communities and to Australia in general. The monitoring programme reports will be looking to report on key indicators such as:

- Market values of Reef industries and their inputs to regional economies
- Patterns of human use of the Marine Park (such as non-commercial recreational activities, tourism and commercial fishing)

- Community and visitor perceptions of, and satisfaction with, the health of the Great Barrier Reef.

The Marine Monitoring Programme 2004-2006 report has provided regional summaries of marine water quality and ecosystem health following the first 18 months of data collection post the start of Reef Plan implementation. It will provide baseline information for the assessment of success in Reef Plan implementation and the development of the Authority's Outlook Report and State of the Reef reporting. This regional status reporting will be coordinated with catchment, region and State monitoring and reporting programmes.

Output 1.3 Fisheries

Outcome		Outputs	Performance
1.3.1 Progress towards ecologically sustainable fisheries in the Great Barrier Reef Marine Park and World Heritage Area	Quality	Management arrangements for fisheries in the Great Barrier Reef Marine Park are based on the best available scientific information and meet, as a minimum, the principles and objectives set down in the Commonwealth Government's "Guidelines for the Ecologically Sustainable Management of Fisheries" and allow performance to be assessed.	Achieved/ongoing
	Quantity	Working with fisheries managers and stakeholders to review and improve management arrangements for the reef finfish, trawl, crab and inshore net (particularly shark) and the dive-based fisheries for tropical rock lobster, sea cucumber and coral.	Achieved
		Provide key input to the Department of the Environment and Heritage assessments of fisheries, which occur in the Great Barrier Reef Marine Park, as required under the <i>Environment Protection and Biodiversity Conservation Act 1999</i> .	Achieved
		Continued involvement of stakeholders and high level of community engagement.	Achieved
	Price	\$0.971m	

The Authority worked to achieve ecologically sustainable fisheries in the Marine Park in collaboration with Queensland management agencies, the Department of the Environment and Water Resources (DEW) and stakeholders. The Authority is working to improve current fisheries management arrangements by seeking the adoption of a whole of ecosystem approach to address the sustainability of target species, non-target species and the ecosystems on which they depend.

Performance analysis

The Authority worked as a key stakeholder in the development of enhanced fisheries management arrangements under the *Queensland Fisheries Act 1994*. Where necessary, the Authority raised issues with the QDPI&F and provided advice on preferred fisheries management options. The Authority actively encouraged research to support this process.

The Authority undertook extensive engagement with the community to better understand commercial, recreational and Indigenous fishing interests and to involve them in developing, recognising and supporting options for the improved ecological sustainability performance of fisheries in the Marine Park. This included an increased focus on fostering effective industry-led marine stewardship initiatives to achieve improved conservation and compliance outcomes. Community engagement and development activities included:

- Input to the QDPI&F's Fisheries Management Advisory Committee process including various issue-specific working groups and attendance at port meetings with the fishing industry.
- Input to the DEW assessments of fisheries in the Marine Park. Project teams of DEW and Authority officers worked closely to undertake assessments of each fishery that occurs in or adjacent to the Marine Park.
- A review of the Queensland east coast trawl fishery effort cap in the Great Barrier Reef World Heritage Area. This was commensurate with the estimated changes in fishing power from a previously established independent panel commissioned by the Authority to review changes in the fishing power.
- The Authority worked closely with the QDPI&F and stakeholders to improve the ecological sustainability performance of the Queensland inshore finfish fishery and ensure that its impact on threatened species and species of conservation concern is effectively minimised. Management arrangements for this fishery are undergoing review by the QDPI&F. The Authority developed position statements with respect to this fishery on the conservation and management of sharks and rays, protected species and on regional management issues associated with the fishery. It is expected that a management plan will be implemented in 2008.
- Input into refining the management arrangements for the Queensland Coral Reef Finfish Fishery following the introduction by the Queensland Government of a management plan for the fishery in July 2004:
 - Revision of size limits for two grouper species to ensure protection of juvenile and breeding fish.
 - Co-investigation with QDPI&F and CSIRO on modelling the current management arrangements for the fishery to assess how the fishery performs under adaptive management scenarios. A final model output is expected in 2007-08.
 - Monitoring against a total allowable catch of 3061 tonnes per year, which is being closely monitored.
- The Authority continued providing input into the management of the dive-based fisheries:
 - Ensured the commercial collection of coral meets the Convention on the International Trade in Endangered Species (CITES) requirements for the ecologically sustainable management of wild populations of coral.
 - Assisted QDPI&F to develop formal management arrangements for the multi-species sea cucumber fishery, culminating with an industry-generated memorandum of understanding (MOU) to reduce the risk of serial localised depletion. The Authority granted permits for the fishery to operate under the MOU, and monitored the fishery using a satellite-based vessel monitoring system.
 - Worked collaboratively with the QDPI&F, DEW and stakeholders to resolve potential environmental issues associated with the marine aquarium fish fishery in the Keppel Islands area.

- In collaboration with the QDPI&F, other government agencies and Indigenous communities, the Authority developed opportunities for greater Indigenous participation in fisheries and decision-making in fisheries and marine resource management. The Authority's work focused on achieving improved conservation outcomes, whilst at the same time recognising the need of many Indigenous coastal communities to improve their economic opportunities.
- Continued input into the management of the three crab fisheries (mud crab, blue swimmer crab and spanner crab) operating in or adjacent to the Marine Park, including:
 - Development of a joint long-term strategic research plan between the Northern Territory and Queensland Governments for mud crab, in line with DEW assessment recommendations for more cross-jurisdictional consistency in management arrangements.
 - Collaboration with the recreational fishing sector to develop voluntary by-catch mitigation devices for crab pots to minimise interactions with turtles.
- The eastern tuna and billfish fishery (a longline fishery) operates outside but near the Marine Park. The Authority worked with the Australian Fisheries Management Authority and the fishing industry to address by-catch issues, including the incidental capture of turtles and sharks. The Authority supported best practice turtle release initiatives and also the banning of wire traces to reduce the take of sharks. The recreational game boat fishery, which operates in the Marine Park, targets species that are taken in the longline fishery. The Authority worked collaboratively with the game boat fishing sector to minimise the impact on target and bycatch species through initiatives such as tag-and-release programmes.
- Following the rezoning of the Marine Park, the Authority continued to consult and liaise with fishery stakeholders and the wider community on a range of fishing issues relating to the rezoning and its effective implementation. The Authority worked to improve stakeholder relations through direct on the ground communication, with a view to minimising conflict between fishery stakeholders and other users of the Marine Park.
- The Authority, as a member, provided advice to of the Shark Implementation Review Committee. This is an Australian committee with membership of Queensland and Australian Government agencies tasked with guiding the implementation of initiatives to ensure sharks are managed in accordance with the National Plan for the Conservation and Management of Sharks.
- The Authority provided advice to DEW and the Queensland Rural Adjustment Authority (the agency delivering the industry structural adjustment package on behalf of DEW) in relation to the structural adjustment package introduced by the Australian Government following the rezoning of the Marine Park.
- The Authority detected and deterred illegal fishing in the Marine Park. Fishing-related offences accounted for most of the compliance effort during the year, with 248 fisheries-related matter reported and investigated. Of these, 31 were successfully prosecuted.
- The Authority reduced risks associated with translocation-related activities in the Marine Park through the development of a position statement on the translocation of marine species in the Marine Park.

Related links:

- The Authority's Fisheries Issues Group:
www.gbrmpa.gov.au/corp_site/key_issues/fisheries
- State of the Great Barrier Reef Online:
www.gbrmpa.gov.au/corp_site/info_services/publications/sotr

Output 1.4 Tourism and Recreation

Tourism and recreation are the major uses of the Marine Park. There are about 900 individual tourism businesses, which in 2006-07 enabled approximately 1.9 million visitor days to be spent in the Marine Park using a tourism operator. This number does not include passengers in transit.

Tourism experiences include diving and snorkelling, scenic flights, visits to pontoons, semi-sub and scadoo (underwater craft), chartered or self-skipped sailing, cruise shipping, swimming with whales and beach hire operations. Based on information provided by tourism operators in their Environmental Management Charge (EMC) returns, the majority of these commercial experiences are concentrated in the offshore Cairns, Port Douglas and Whitsundays areas.

According to the most recent study of recreational use of the Marine Park (Norris et al., in press), a further 4.9 million people visited the Marine Park privately, that is without using a commercial tourism operation. Queensland Transport figures show that the number of registered recreational vessels adjacent to the Marine Park increased from 52 478 vessels to 69 899 vessels – an increase of 33 per cent from December 2001 to June 2007. Private (recreational) users enjoy swimming, snorkelling, diving, fishing, kayaking, sailing, and motorised water sports such as jetskiing. These activities generally occur close to the coast near developed urban areas.

Tourism on the Great Barrier Reef contributes to the management of the Marine Park. Industry collects an Environmental Management Charge for each visitor, from which a special appropriation is derived that contributes approximately 20 per cent of the Authority's total funding. There is currently no equivalent charge on recreational users or other commercial users. Tourism is primarily non-extractive and plays an important role in conservation of the Marine Park and presentation of its values.

The direct and indirect contribution of Great Barrier Reef tourism industries to the national economy is worth about \$6 billion each year (2005-06 Access Economics Report) plus an estimated 55 000 jobs in regional communities.

Outcome		Outputs	Performance
1.4.1 Ecologically sustainable tourism and recreation use of the Great Barrier Reef Marine Park provided for in partnership with the community and industry	Quality	Management initiatives for tourism and recreation developed and implemented in partnership with the tourism industry, recreational users and other key stakeholders, with partnership arrangements recognised as very high standard.	Achieved
		Planning and regulatory systems provide transparency and certainty.	Achieved
		Tourism and recreation opportunities in the Marine Park provided in an efficient and equitable manner as rated by industry satisfaction measures.	Achieved
	Quantity	Numbers of tourists visiting the Marine Park and their levels of satisfaction maintained or increased.	Achieved
		All expiring permits for limited opportunities reviewed for latency.	Achieved
		System in place to recognise and reward high standard operators.	Achieved
		Information and training for industry and other stakeholders provided.	Achieved
	Price	Continued involvement of stakeholders and high level of community engagement.	Achieved
\$1.544 m			

Performance analysis

The Tourism and Recreation Group aims to ensure tourism and recreation opportunities in the Marine Park remain high quality and ecologically sustainable. Main achievements in 2006-07 include:

- Awarded the prestigious international World Tourism and Travel Council (WTTC) Destination Award (May 2007), which recognised the Great Barrier Reef as an exemplar in tourism and conservation management. Chosen from a field of 130 competitors from across 40 countries, the award recognises the work of the Authority in partnering with the tourism industry to achieve conservation outcomes for the Marine Park.
- Recipient of the Minister's Achievement Award (August 2006), awarded to the Tourism and Recreation Group for fostering partnerships with the tourism industry to deliver environmental outcomes.
- Showcased at a United Nations Environment Programme event in Arendal, Norway (May 2007) as a example of government partnering with industry to contribute to Marine Park conservation.

Key programmes which provide the substance of these achievements:

Expansion of the Eye on the Reef Programme

- On 4 June 2007, the Minister for the Environment and Water Resources, Malcolm Turnbull officially launched the expanded Eye on the Reef monitoring programme – a partnership with the tourism industry and reef researchers. Tourism operators monitor their reef sites on a weekly basis, providing reef managers and researchers with the most up-to-date information on reef health indicators. In return, the Authority holds workshops where researchers and reef managers provide the latest findings in coral reef science, Marine Park management and effective interpretation techniques to the operators. These operators then have a greater understanding and ability to present the Great Barrier Reef to visitors.
- Four workshops were held in August 2006 for the original ten participating operators and new training sessions were held in June 2007 for the now 40 participating operators.

Maintenance of the High Standard Tourism Programme

- Improving protection and presentation of the Marine Park by providing rewards and incentives to those tourism operators who are independently certified with the ECO Certification Program (Ecotourism and Advanced Ecotourism level) as maintaining high standards throughout their operations.
- Increasing the number of certified Marine Park operators to 34, with 63 individual certified tourism products. This has resulted in approximately 40 per cent of tourism visits being undertaken with a certified operation.
- Granting of 43 fifteen-year permits to certified high standard operations. Operations are also listed on the Authority's website and showcased at trade events such as the Australian Tourism Exchange.

Climate change adaptation initiatives

- Facilitating the Great Barrier Reef Tourism Climate Change Action Group (made up of representatives from the marine tourism industry, Tourism Queensland, Queensland Tourism Industry Council and the Authority).

- Sponsoring and organising a Climate Change Forum, as part of the Ecotourism Conference in Townsville on 30 October 2006. The Forum explored the challenges and opportunities of climate change for the tourism industry.

Maintenance of the crown-of-thorns-starfish control programme

- Managing the partnership with the tourism industry and coordinating government funding of \$300 000 for the crown-of-thorns starfish control programme. This programme protected 29 different sites and collected more than 10 400 crown-of-thorns starfish in 2006-07.

Maintenance and growth of partnerships

- Reconvening the Tourism and Recreation Advisory Committee (TRRAC) for a third term. The Committee provided invaluable advice at meetings in September 2006, and February and June 2007.
- Facilitating sustainable cruise ship access in the Marine Park by maintaining a close working partnership with the cruise ship industry and creating an opportunity for more cruise ships to utilise a popular anchorage in the Whitsunday Planning Area.
- Working with Ecotourism Australia to internationally promote the benefits to the protected area when protected area managers and accreditation schemes work together by presenting 'Conservation through Partnership' at the Global Ecotourism Conference held in Oslo, Norway in May 2007.

Indigenous participation in tourism

- Establishing a process for the equitable allocation of Indigenous special tourism permissions.
- Working in partnership with Tourism Queensland and Queensland Parks and Wildlife Service to foster Indigenous participation in tourism and its management, including creating a 'First steps in communicating with Traditional Owners' webpage for tourism operators.

Improvements in management arrangements

- Ensuring tourism can sustain growth by administering a policy on latency to prevent hoarding of tourism permissions. Twenty-seven permissions have not met the use requirements of the policy.
- Investigating a proposal to allocate dedicated periods of use of public moorings in the Whitsunday Planning Area and maintaining a publicly available Internet-based database of all permitted moorings in the Marine Park.
- Simplifying access to some of the key tourism sites in the Marine Park by developing and publishing Site Management Arrangements for Bauer Bay and six Setting 5 areas in the Whitsundays (including Hill Inlet).
- Developing Allocation Guidelines for an expressions of interest process for allocating new and spare capped special tourism permissions.

Education of tourism operators

- Educating tourism operators to ensure environmental standards are maintained and visitor experiences enhanced.
- Revitalising the Great Barrier Reef Tourism Staff Training Course to increase tourism staff awareness of current Marine Park management and best practices messages. The course allows the Authority to better engage with Marine Park tourism staff who influence visitors

behaviour. Stage one has been completed and draft training materials were sent for peer review in June 2007.

- Working with tourism industry representatives to develop materials for crew inductions. The document 'Induction to working in the Great Barrier Reef Marine Park' allows new crew to quickly understand the importance and values of the Great Barrier Reef Marine Park and World Heritage Area, who manages it and how, and the crew's role is in ensuring the sustainable future of the Marine Park for high visitor satisfaction.
- Improving presentation of the Marine Park by assisting operators to improve the quality of the information they present about the Marine Park by distributing a series of 'Reef Facts' highlighting information about what makes the Marine Park special and auditing an extensive sample of Marine Park tourism operators' brochures to gain an understanding of how the Marine Park is presented and the quality of the information provided.
- Maintaining a comprehensive, easy-to-read website 'Onboard, The Tourism Operator's Handbook for the Great Barrier Reef'. This is a website for tourism operators and their staff that explains all they need to know to operate in the Marine Park, including both legislative requirements and Responsible Reef Practices.
- Increasing compliance with and understanding of Marine Park management arrangements by operators and crew through the delivery of two Onboard workshops about Marine Park management arrangements, interpretation and avenues to achieve high standards in the Town of 1770 and Cooktown.
- Communicating regularly with tourism operators and their crew through the quarterly newsletter *From the Deck*.

Stakeholder engagement

- Maintaining an ongoing and active partnership with the tourism industry, recreational users and other stakeholders.
- Proactively consulting and briefing the tourism industry and recreational users of the Great Barrier Reef on various management initiatives, including amendments to the Cairns Area and Whitsundays Plans of Management, Bookings Guidelines, public investment in private infrastructure and correct representation of the Environmental Management Charge (with the development of explanatory posters for operators and booking agents).
- Conducting more than 100 individual operators and crew member meetings.
- Encouraging tourism operators to report interesting and important observations in the Marine Park through a new reporting folder that have been distributed to over 50 tourism operators in June 2007. The folder contains BleachWatch forms for coral bleaching events, Eyes and Ears Incident Reporting forms for reporting illegal activities, and new Sightings Network forms for noting all interesting physical and biological sightings that occur in the Marine Park.
- Attaining widespread media attention for the Authority's productive partnerships with tourism operators, government agencies and researchers with an article 'How we keep the Reef Great' featured in the QANTAS inflight magazine in January 2007 and working with the APEC Tourism Working Group to highlight the High Standard Tourism Programme.
- Working with Tropical Tourism North Queensland and Dive Queensland to present the Great Barrier Reef and its management in a booklet for the U.S. diving market in April 2007. Over 50 000 booklets have been distributed.

Output 1.5.1 Field management of the Marine Park

By agreement between the Australian and Queensland Governments, the park management of the Great Barrier Reef Marine Park, the Queensland Great Barrier Reef Coastal Marine Park and island national parks within the Great Barrier Reef World Heritage Area (GBRWHA), is undertaken through collaborative agency arrangements that are referred to collectively as the Day-to-Day Management (DDM) Programme.

Outcome		Outputs	Performance
1.5.1 Field management of the Marine Park	Quality	A risk based compliance programme prevents serious environmental harm.	Achieved
		Field programme contributes to the protection of key vulnerable species ecosystems, their habitats and key ecological sites.	Achieved
		Visitor facilities maintained to relevant standards for health and safety and to ensure protection of the environment.	Achieved
		Indigenous communities engaged in park management.	Achieved
	Quantity	Compliance deterrent impact indicated by a change in risk profiles.	Achieved
		Key vulnerable species field works completed.	Achieved
		Continued involvement of stakeholders and high level of community engagement.	Achieved
		Key sites of ecological significance managed in accordance with the Day-to-Day Management Annual Business Plan.	Achieved
		Price	\$14.799m

In reporting on the implementation of the programme, it is acknowledged that the outcomes could often not be achieved without the supplementary funding provided through:

- Natural Heritage Trust contribution to strengthening compliance with the *Great Barrier Reef Marine Park Zoning Plan 2003*
- New Australian Government funding to help combat foreign fishing vessel incursions
- The Authority's additional discretionary and in kind contributions towards the Day-to-Day Management Programme
- Queensland Environmental Protection Agency (EPA) / Queensland Parks and Wildlife Service (QPWS) funding for a range of island and wildlife management projects
- Queensland Recreation Area Management Board funding for Green Island.

As well as supplementary funding, in-kind contributions were made by agencies including:

- Australian Customs Service National Marine Unit
- Customs Coastwatch
- Commonwealth Director of Public Prosecutions
- Australian Federal Police
- Australian Maritime Safety Authority
- Maritime Safety Queensland
- Queensland Department of Primary Industries and Fisheries
- Queensland Police Service.

Day-to-Day Management Programme priorities

Priority 1 Compliance

Compliance with the *Great Barrier Reef Marine Park Act*, *State Marine Parks Act*, *Nature Conservation Act* and subordinate regulations related to:

- Line and trawl fisheries
- Dugong protection
- New Zoning Plan Green and Pink Zones
- Emerging compliance issues to prevent serious environmental harm.

Priority 2 Vulnerable species

Protection works and activities directly related to vulnerable species (those that are protected and of conservation concern) and their habitat protection.

Priority 3 Visitor facilities, natural and cultural resource protection

Essential facilities, information products/services and permits management activities for the protection and presentation of key high visitor use sites to prevent environmental harm and to provide for public use and information.

Priority island and marine natural and cultural resource monitoring and management projects.

Priority 4 Indigenous engagement

Implementation of Indigenous co-management programmes when agreed by the Board.

Performance Analysis

In 2006-07, a continuing emphasis was placed on the allocation of resources in accordance with the risk-based analysis of the DDM Programme's four priorities in the GBRWHA.

The 2006-07 DDM Programme Annual Business Plan listed performance measures for all specific key deliverable tasks to be completed by designated agencies/work groups for each of the four DDM Programme priorities.

Tasks or works listed under one priority area may contribute to the achievement of objectives under another priority area. As an example, compliance with prohibitions on netting in some areas will help protect vulnerable species such as dugongs and turtles.

Priority 1 – Compliance

Compliance is achieved through the delivery of the following key objectives:

- Maximising voluntary compliance by encouraging and educating commercial and recreational users to voluntarily comply with legislation
- Providing an effective deterrent capability (detection, prosecution and administrative sanctions) against non-compliance.

The 2006-07 breakdown of compliance issues is as follows:

- 581 possible Commonwealth offences were recorded from 399 incident reports during the year (detailed in Figure 14)
- 205 information reports were received with 108 of these being submitted by staff of the DDM Compliance Unit and Field Operations Team (detailed in Figures 15 and 16)
- 38 successful court actions occurred with fines totalling \$162 740 being imposed (detailed in Figure 17)
- 38 infringement notices were issued and an additional 295 compliance actions were taken. These other compliance actions included 205 advisory letters (detailed further in Figure 18). This includes follow-up in relation to offences identified in 2005-06, particularly for prosecutions (detailed further in Figure 18).

Offences Identified in Incident Reports: 1 July 2006 to 30 June 2007

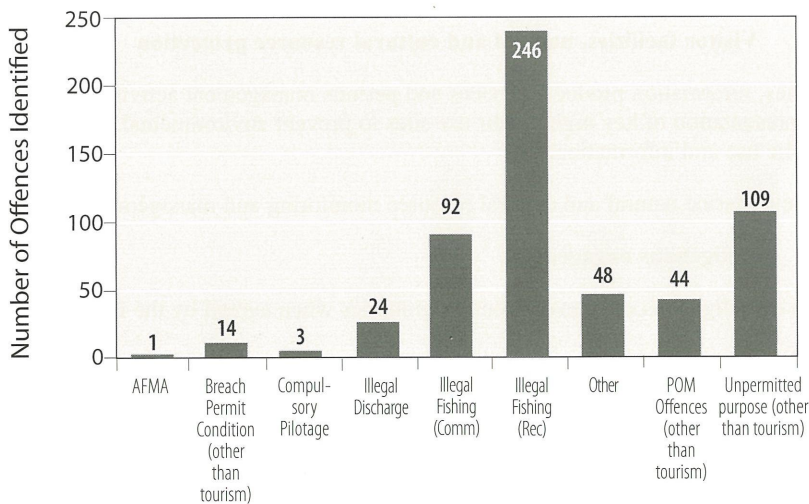


Figure 14: Details of the number of offences identified in 2006-07 Incident Reports by offence type (Source: DDM Compliance Unit) (Comm, commercial; Rec, recreational)

Offences Identified in Information Reports: 1 July 2006 to 30 June 2007

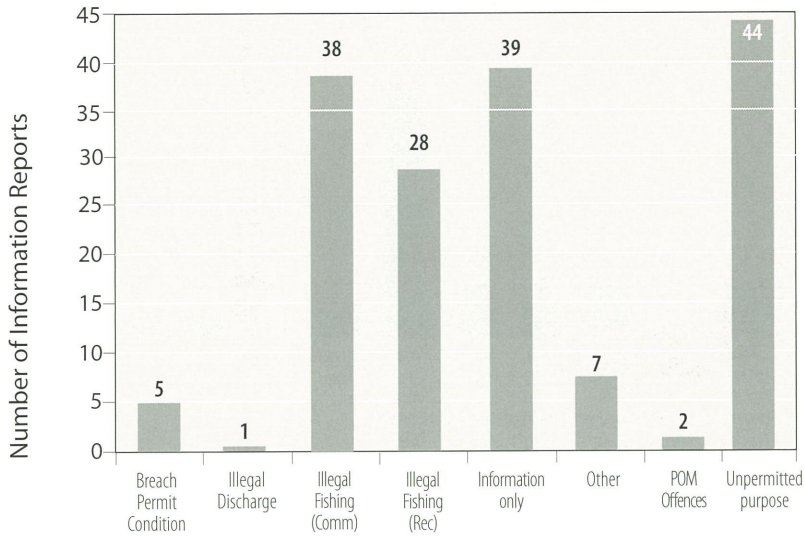


Figure 15: Details of the number of 2006-2007 Information Reports received by offence type (Source: DDM Compliance Unit) (Comm, commercial; Rec, recreational)

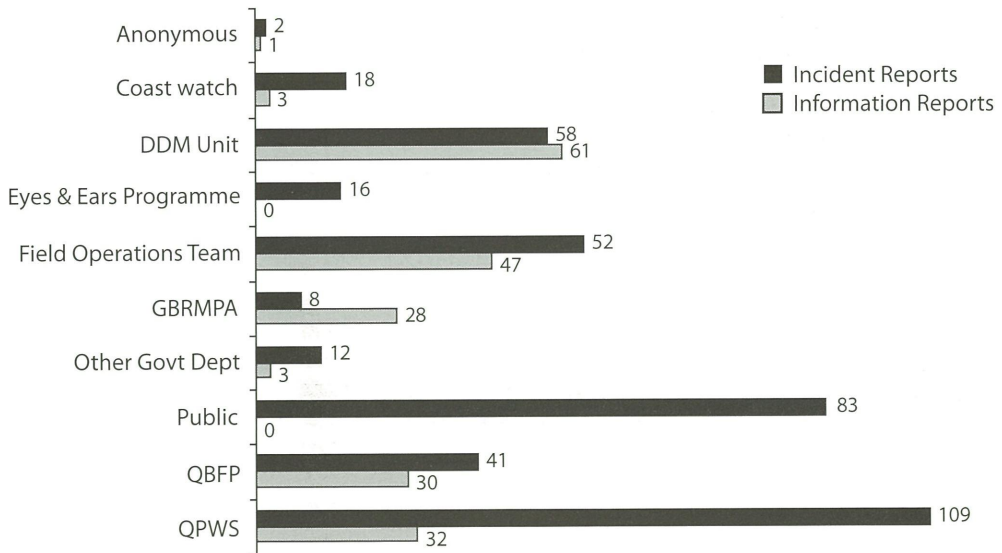


Figure 16: Details the source of the 399 incident and 205 information reports received from 1 July 2006 to 30 June 2007



Figure 17: Details of the number of successful 2006-07 prosecutions by offence type (Source: DDM Compliance Unit) (Comm, commercial; Rec, recreational)

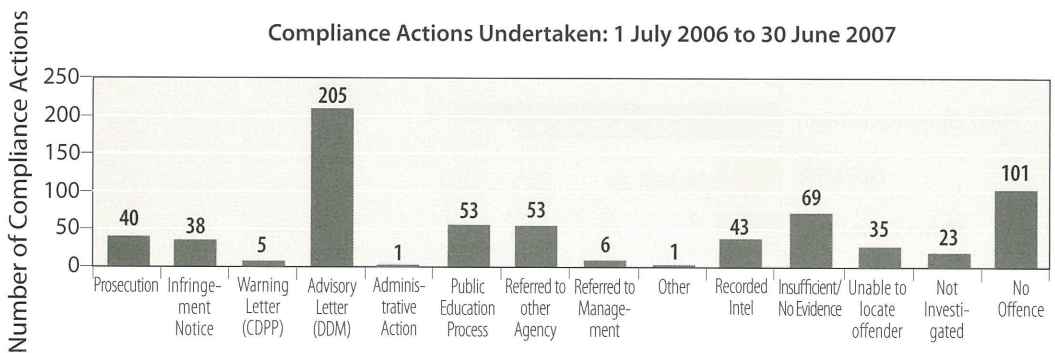


Figure 18: Details of the number and type of 2006-07 compliance actions undertaken (Source: DDM Compliance Unit)

In 2006-07 the Compliance Unit coordinated a range of activities across a range of partner agencies and providers:

- Developed and disseminated quarterly reports which provide statistics and supporting information to decision makers, responsible for the day-to-day management of the Great Barrier Reef and World Heritage Area. A Threat and Response Analysis for specific fisheries and activities throughout the Marine Park is included in this quarterly report. This analysis is constantly reviewed and updated.
- Identified the need for an enhanced awareness campaign to target recreational fishers prior to the holiday season eg. Easter, ANZAC and Labour Day and worked cooperatively with the Authority's Communication and Education Unit to develop and deliver this campaign.
- Finalised consultation with Australian Government Solicitors (AGS) to ensure that collection, storage and dissemination of information meet the requirements of privacy legislation. AGS have issued their final report and recommendations. Implementation of the recommendations is occurring.
- Implemented Infringement Notices for fishing offences into the DDM Programme. Guidelines and quality assurance systems were developed to ensure evidence was collected in a manner that would allow defended matters to be successfully prosecuted through the court system. Thirty infringement notices were issued for fishing related offences during the year.
- The Authority vessel *Bimbi Eungie* was officially launched by the former Minister for the Environment Ian Campbell at Hamilton Island on 21 July 2006. This vessel and its crew continue to provide a high profile compliance presence throughout the Marine Park.
- Additional Commonwealth funding was made available over three years (2006-2009) to assist in managing the threat of foreign fishing vessels in the Marine Park. This funding was for the purchase of a suitable vessel to respond to any foreign fishing vessel incursions and for the employment of necessary staff to operate the vessel. The vessel, a 9.5 metre high speed Rigid Inflatable Boat was delivered to Authority on 5 May 2007. The Field Operations Team now comprises seven team members, which include the Indigenous Communities Compliance Liaison Officer.
- The Field Operations Team conducted 78 days land based patrol between Cairns and Cape York. Principal objectives of the patrols were to enhance consultative mechanisms with Cape York Indigenous communities and to respond to reports of illegal hunting. Community leaders are supportive of these patrols and have subsequently provided information and reports of illegal hunting in their area. Staff from the Authority's Indigenous Partnerships Liaison Unit, Queensland Water Police, Queensland Boating and Fisheries Patrol and Queensland Parks and Wildlife Service have participated in the patrols.
- Coastwatch flights were tasked to respond to intelligence regarding illegal fishing activities in the Swains area. These flights were successful in locating target commercial vessels conducting illegal activities and investigations and successful prosecutions were initiated.
- No foreign fishing vessels were sighted in the Marine Park during 2006-07, an extremely positive statistic following the reported sighting of 41 of these vessels during the previous year. Concentrated aerial and vessel surveillance operations by Customs/Coastwatch in northern Australia appears to have been effective in detecting vessels prior to their entering the Marine Park.
- Enhanced monitoring of the VMS contributed to an increase in reported trawling offences from six in 2005-2006 to 55 in 2006-2007. Differing circumstances of these reported offences

necessitated responses including advisory letters, tactical taskings, further investigations leading to prosecutions and matters currently being before the court. Three trawler operators were successfully prosecuted during the year resulting in fines between \$6000 and \$9500.

- Two commercial fishers who were detected, by QBFP Officers, conducting long line fishing north east of Fraser Island were convicted and fined in the Gladstone Magistrates Court on 13 December 2006. This is the first ever prosecution for this activity in the Marine Park and resulted in fines of \$25 000 and \$35 000 being handed down to the operators.
- The skipper of the vessel involved in a collision with a whale near Henning Island on 24 August 2006 was found guilty of a breach of the Whitsunday Plan of Management. No conviction was recorded upon entering into a recognisance in the sum of \$1200, conditioned that he be of good behaviour for a period of two years. Further ordered to pay witness costs of \$2261.04 and court costs of \$66.50.
- A report from Queensland Parks and Wildlife Service staff regarding an Indigenous person located with several turtles at a campsite adjacent to the Harmer River resulted in the offender being convicted and fined \$400 in Weipa Magistrates Court on 21 February 2007. Traditional Owners of the area assisted with this investigation by providing statements to the investigator. This prosecution and the concentration on illegal hunting issues has resulted in a significant reduction in the poaching and take of vulnerable species and other fish stocks from Lockhart River.

Priority 2 – Vulnerable species

The Programme also has an important role in performing management functions that protect vulnerable species. Highlights of works undertaken:

- Pest control work conducted included a pest arrest project on Curtis Island to address feral pig impacts on flatback turtle reproduction and destruction of Dawson yellow chat habitat on Curtis Island. The project was in partnership with the Sporting Shooters of Australia Hunting and Conservation Branch and included the construction of 15 traps.
- Ongoing monitoring on the Frankland and Barnard Island Groups has revealed no further evidence of the black rat, following an eradication programme. Key ground-nesting seabird species protected at these locations include roseate terns and bridled terns.
- A significant achievement was the effective control of a soft scale insect outbreak on *Pisonia* trees (a vulnerable species) on Wilson and Heron Islands (Capricorn Cays National Park). Left untreated this outbreak had the potential for complete loss of the *Pisonia* forest on Wilson Island, as occurred on nearby Tryon Island in the period 1993-2001. Actions included: the release of 8000 native ladybird predators; whole of island baiting to kill introduced African big-head ants (ants farm and protect scale); rapid production of an information sheet to educate people about the issue and what can be done to assist with prevention; and introduction of strict scale insect and ant hygiene protocols for visitors and staff.
- Cairns Marine Parks District completed the installation of seabird protection buoyage markers on Stephens and Sisters Islands in the Barnard Group to protect bridled tern nesting sites. This project has been in place for a number of years and has provided significant protection to the nesting sites from both day visitors and campers. Seabird protection buoyage markers were also installed at Two and Three Isles to protect bridled tern nesting sites.
- The restoration of the *Pisonia* forest at Tryon Island moved from trial to implementation stage. 'The Friends of the Cays Volunteers', joined forces with QPWS staff and planted over

3000 *Pisonia* cuttings. A successful baiting programme has also reduced Tryon Island's African big-head ant population.

- The DDM vessel *Kerra Lyn* transported a team of EPA and university engineers to Raine Island November/December 2006 to undertake 10 days of survey for determination of island structural change that has now made it unsuitable for turtle nesting.
- Coral bleaching and subsequently a heavy rain event has caused the death of fringing reefs at Middle and Mial Islands adjacent to Great Keppel Island. In response QPWS and the Authority's Climate Change unit staff convened a workshop to identify practical actions that can be taken to minimise impacts and speed recovery in future bleaching events.
- Monitoring projects were supported including rapid assessment monitoring surveys, coastal bird monitoring and support for QPWS turtle monitoring.

Priority 3 – Facilities management, natural and cultural resource protection

Highlights and key achievements undertaken to manage facilities and protect natural and cultural resources:

- Major mooring maintenance was undertaken on public moorings, including replacement of heavy rope downlines in the Whitsundays District. Reef Protection markers were also replaced and inspections on other moorings and bouys.
- New on-site interpretive signs for Newry Island, Brampton Island and Wilson Island were completed and installed.
- Detailed site and design planning is underway for capital works facilities upgrade projects at southern Whitehaven Beach (DDMP funds), Hill Inlet lookout (DDMP funds) and Nara Inlet Aboriginal rock art site (Queensland funds). The planning has included consultation with Traditional Owners.
- A significant upgrade of the Fitzroy Island vehicle access track was completed. The work focused on a number of safety issues including eroded sections of the track, stabilisation, drainage and concrete repairs.
- Prescribed burns were conducted on several islands including Magnetic, Hinchinbrook, Goold, Fitzroy, Orpheus and South Molle Islands.
- Pest control work conducted included lantana on Forbes Island and cats on Magnetic Island.
- The draft Whitsunday and Mackay Islands Visitor Management Strategy was completed and launched by the Queensland Minister for the Environment for broader community input and comment. This is a significant milestone in this major collaborative project involving QPWS, the Authority and the tourism industry.
- In August 2006, new State Nature Conservation and Marine Parks Regulations were introduced along with a new *Marine Parks Act*. This is the first significant review and rewrite of the State's marine parks legislation in 25 years and as such, has significant implications for management, permitting and licensing, particularly the burgeoning nature-based tourism industry.
- An influx of joint Marine Park permit renewal applications is being experienced as the first six-year permits issued in 2000 start to expire.
- Construction of break walls at Port Hinchinbrook commenced with Parks Services responsible for approving a final Environmental Management Plan (EMP) including comprehensive monitoring and site supervision.

- Coastal development projects continue to feature as a significant workload for permit assessments.

Priority 4 – Indigenous engagement

The Programme continues to provide support and assistance on cultural and heritage matters through liaison and consultation with Indigenous communities. Key achievements for 2006-07 included:

- In December 2006 an Indigenous Land Use Agreement (ILUA) was signed by the State of Queensland and both the Erubam Le and Wuthathi People. This Agreement includes the complete prohibition of take of all flora and fauna (other than fishing), involvement in management and support for change of tenure of the three islands to National Park (Scientific). There will be no determination of Native Title as part of this process, with the current Native Title claim withdrawn upon registration of the ILUA. This is an historic Agreement as the first matter before the National Native Title Tribunal with agreement between competing Torres Strait Islander and Aboriginal interests.
- The Raine Island Nature Refuge is declared and defined under the Nature Conservation (*Protected Areas Management*) Regulation 2006 (Qld). The declaration includes Raine Island, Maclennan Cay and Moulter Cay.
- A Memorandum of Understanding was signed between QPWS and Gungandji, the Traditional Owner group based in the Yarrabah community. The MOU deals with matters that have historically been the subject of controversy such as traditional hunting and designated areas for ceremonial practices.
- Staff at Innisfail have worked closely with Ma:Mu Traditional Owners in weed eradication projects on the Frankland and Barnard Island Groups.
- Liaison continues with several Indigenous communities including on Cape York and in the Whitsundays.
- An Indigenous Compliance Officer has been appointed and is working with communities regarding illegal hunting and fishing.

Training

The 2006-07 DDM Training Programme was successfully implemented with 593 participants taking part in 79 training courses, workshops, presentations and briefings. The personnel who participated were from the DDM Programme partnership agencies including:

- The Authority
- The EPA/QPWS
- Customs Coastwatch
- Queensland Police Service
- Queensland Department of Primary Industries and Fisheries/Queensland Boating and Fisheries Patrol
- Commonwealth Director of Public Prosecutions
- Wildlife carer groups/volunteers and members of the public.

Training courses were convened throughout the Great Barrier Reef region and targeted DDM Programme priorities. Refer Figure 19 for breakdown of course and participant numbers by DDM Programme priority. Please note: Whilst priority 4 (Indigenous Engagement) focussed training is not currently being delivered by the DDM Programme the partner agencies acknowledge that cultural awareness training is being delivered to DDM Programme staff as part of internal training programmes.

DDM Programme Training Delivered: 1 July 2006 to 30 June 2007

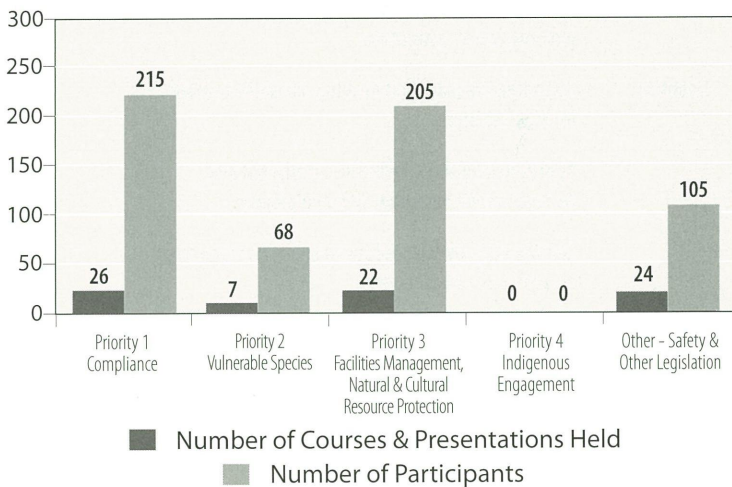


Figure 19: Details of 2006-07 DDM training programme courses/presentations held and participant numbers by DDM Programme priority (Source: DDM Coordination Unit)

Output 1.5.2 Planning and impact management of the Marine Park

Outcome		Outputs	Performance
1.5.2 Planning and impact management of the Marine Park	Quality	All plans effectively maintain or enhance natural and cultural values while providing for wise use.	Achieved
		All significant proposals for use of the Marine Park undergo impact assessment.	Achieved
	Quantity	Local area site plans and mooring allocation in place for high use areas.	Achieved
		Approximately 600 assessments conducted and decisions made, including 30 major projects.	Achieved
		Continued involvement of stakeholders and high level of community engagement.	Achieved
Price	\$3.146m		

Performance analysis

Planning

2007 Draft Amendments to the Cairns Area and Whitsundays Plans of Management

In response to feedback from users of the Cairns and Whitsundays areas, and to ensure the plans of management for those areas are consistent with contemporary Authority policy, the Authority commenced amendments to the Plans of Management.

The proposed amendments to the plans were released for community consultation from 14 February to 19 March 2007. Submissions were received from a range of interest groups. Twenty-six submissions were received in relation to the Cairns Area Plan of Management and 17 in relation to the Whitsundays Plan of Management. The final amendments are now being altered in response to these submissions, and will be subject to Ministerial and Parliamentary approval before coming into effect.

Development of site management plans

A number of heavily-used or sensitive sites within the Marine Park require detailed site plans. The Whitsundays Plan of Management requires that site plans be developed for protected settings in the Whitsundays Planning Area. These site plans for Cow and Calf Islands, Deloraine Island, Double Bay (East), the Eshelby Islands, Haslewood and Lupton Islands, and Hill Inlet have been completed following community consultation conducted at the same time as the consultation for plan of management amendments (from 14 February to 19 March 2007).

Site planning for the Frankland Islands Sector of the Cairns Planning Area has also been completed. The site plan covers the reefs and waters surrounding Normanby Island Reef, Russell and Round Island Reefs and aims to balance mooring and anchoring access at these locations.

Updates to the existing site management arrangements at Bauer Bay, South Molle Island have also been completed. The site management arrangements were updated to ensure that the installation of moorings does not impact on sensitive environments or unreasonably interfere with other uses of the bay such as anchoring, watersports and access to the jetty.

Performance analysis

Environmental Impact Management

Environmental management systems (Permits)

Figure 20 represents a total of 1055 permissions granted. Tourism was the highest proportion, and the majority of applications were for continuation of existing operations. In addition, 102 permissions were transferred between operators. All applications were assessed for environmental impacts and permits issued were subject to conditions necessary for the protection of the values of the Marine Park. Ten applications were refused.

Approximately 14 per cent of the applications processed were for complex projects involving structures or works such as desalination plants, weather stations, dredging, navigation aids, shore protection works, sewage and water supply pipelines, as well as tourism facilities such as tourist and heli-pontoons.

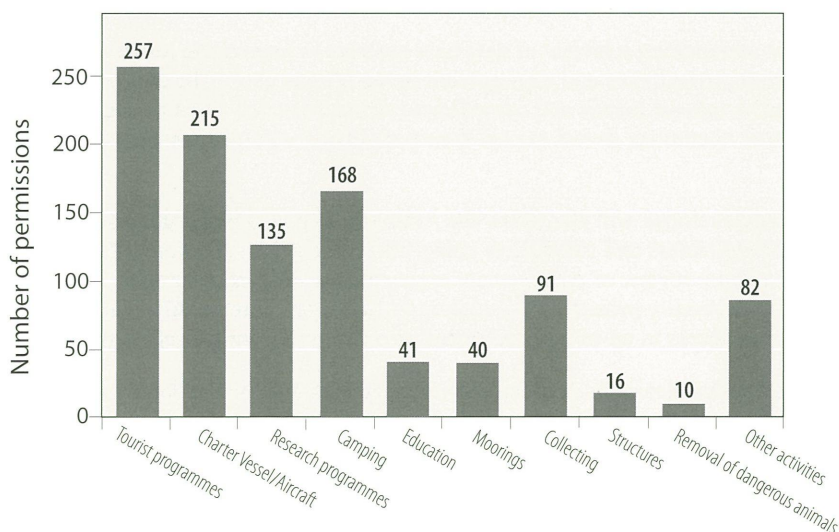


Figure 20: Types of permissions granted by the Authority during 2006-07 (Source: the Authority)

Permits issued for port development works completed this year included the completion of the Hay Point dredging project in which nine million cubic metres of material was dredged and placed to increase the capacity of the coal export in the port of Hay Point. Coral, seagrass and water quality monitoring programmes were conducted indicating that the environmental performance of the project met expectations. Maintenance dredging was also permitted, and successfully completed, at Rosslyn Bay and Port Douglas.

Liaison with Defence and Port Authorities on activities in the World Heritage Area

The Authority maintained liaison with the Department of Defence and Port Authorities about their activities in and adjacent to the Marine Park. The Authority holds annual workshops with both the Department of Defence and Port Authorities to ensure upcoming issues are discussed and the most appropriate management regimes are put in place.

There were two particularly notable projects where the Environmental Impact Management team committed substantial expertise to ensure protection of the Marine Park in 2006-07. The first was the partnership with Ports Corporation Queensland, Queensland Government and the community to expand port access at Hay Point (Mackay) while ensuring sustainable management of coral and water quality adjacent to the largest dredging project in the southern hemisphere at Hay Point, Mackay. The second was the successful environmental management of the Talisman Sabre 07 Defence exercise at Shoalwater Bay.

The Environmental Impact Management team together with Planning and Communication and Education won the 2007 United Nations of Australia DSE Award for Excellence in Marine and Coastal Management.

Environmental management systems

The Authority is undertaking a review of data base systems to improve access to the information required for permits compliance and management in the Marine Park. The aim is to automate a range of (currently) manual permit and compliance related functions, such as checks against bookings to ensure operations do not exceed their permitted access to sites and checks against log book returns.

The system being developed will also allow the Authority to gain a better understanding of where existing permitted operators and visitors are going within the Marine Park, and hence identify trends that may require review of management arrangements for particular sites. A very important aim of improving data entry processes and making information more readily available is to ensure the community has access to up-to-date, validated data and to encourage self-regulation.

Applications and permit decisions continued to be made available on the Authority's website to ensure transparent, consistent environmental decisions and management.

The Environmental Impact Management website was updated to include quick links for applications, permits, policies such as artificial reefs, Strategic Environmental Assessment systems, risk assessment case studies of a range of major projects and staff papers.

Related links:

- Environmental Impact Management:
www.gbrmpa.gov.au/corp_site/management/eim/index.html
- Plans of Management
www.gbrmpa.gov.au/corp_site/management/pom
- Site Management Arrangements
www.gbrmpa.gov.au/corp_site/management/site_management

Commonwealth Islands

The Commonwealth owns 70 islands that form part of the Marine Park. These islands fall into two categories; 21 owned by the Authority that support navigational aids and the remainder that are used for Defence purposes. The Australian Maritime Safety Authority maintains responsibility for the navigational aids. Lease arrangements are in place for tourism purposes on Lady Elliot Island and Dent Island, and for a research station at Low Isles.

Drafting of heritage management plans has commenced for Lady Elliot and Dent islands. These plans are being developed to comply with Commonwealth Heritage requirements under the *EPBC Act*, and to set direction for management of leases.

In 2006-07 the Authority sought tenders for the provision of caretaker services at Low Isles. A caretaker was appointed to protect Commonwealth infrastructure on the island and carry out essential maintenance and communication requirements.

A comprehensive programme for infrastructure maintenance and efficiency improvements to energy systems has been commenced for Low Isles.

Output Group 1.6 Science and Information for Park Management

The Authority's policies and decisions are based on the best available scientific and technical information. The Authority has significant partnerships with several major research providers, particularly the Marine and Tropical Sciences Research Facility (MTSRF), the Australian Research Council Centre of Excellence in Coral Reef Studies and the Australian Institute of Marine Science (AIMS). Refer to the following page for the table of outcomes and outputs.

Outcome		Outputs	Performance
1.6.1 Coordination and delivery of scientific and technical information for management	Quality	High quality delivery of scientific information for park management.	Achieved
		High quality monitoring and reporting programme for Great Barrier Reef health.	Achieved
		High quality delivery of information technology systems and services for park management.	Achieved
		High quality delivery of library and image based information services for park management.	Achieved
		High quality delivery of storage, analysis and presentation of spatial information for park management.	Achieved
	Quantity	A network availability of over 99 per cent with over 0.5 million unique external web visits per year.	Achieved
		Same working day response for all image requests, inter-library loan requests and all reference inquiries with 24 hour access to all online services.	Achieved
		250 requests for spatial data analysis and mapping products met.	Achieved
		Community involvement in monitoring of water quality and associated Great Barrier Reef health achieved.	Achieved
		A new permit and compliance information system to test stage.	Ongoing
Price	\$7.908m		

Performance analysis

The Science Technology and Information Group's role is to coordinate the delivery of information needs throughout the Authority, ensuring management decisions are based on the best available information and science.

The group is responsible for knowledge management and the development of information systems, including the Knowledge Management Committee and the Department of the Environment and Water Resource's Knowledge Management Committee that helps coordinate knowledge management and sharing initiatives.

The group is comprised of four units: Research and Monitoring Coordination, Information Technology, Library and Image Services and Spatial Data Centre. Each with a distinct service delivery function that contributes information for park management.

Information Technology

The Information Technology team continued to design, develop and implement strategies and contingencies to meet the ongoing and changing information system and technology needs of the Authority while maintaining the expected high standard of service and usability. Three of the major focuses this year were the continuing development of the Permits, Compliance and Management System, the implementation of a Content Management System and hardware upgrade.

Assessing and prioritising user needs

As the reliance on information systems grows, so to does the demand for training that allows clients to gain the maximum benefits from their applications. The Information Technology team continues to provide for informal and formal training to staff.

Effective user support to improve productivity

The user support staff continued to provide an excellent service. Software and user procedures are constantly being refined to improve responsiveness to support needs and ensure that requests for support are met in a timely manner.

Effective information systems to meet Authority needs

A number of web-based and other databases have been developed to support internal administrative functions along with the functional specifications for the Permits, Compliance and Management System and the implementation of the Content Management System.

Effective accessible network and technical services

Network and server availability continues to be maintained at a very high level (99.96 per cent) with ever improving storage, backup and security procedures in place. Refer to Output 1.7 for more information on website development and visits.

Library and Image Services

Library and Image Services continued to adjust products and services in order to meet the Authority's changing information needs. The Authority's Library and Image Services received national recognition for the quality and professionalism of its service when the Library Manager was awarded a major award for achievement in Australian libraries, the Queensland Library Achiever of the Year Award.

Developing the library collection and reference services

In order to further support the work and information needs of the regional offices, current awareness services were established for each office. The specific information needs of the Canberra office were identified, appropriate resources provided, and new current awareness services were initiated.

The retrospective scanning project, which identifies and scans significant historical Authority publications continued throughout the year. Focus was placed on the historical zoning plans and plans of management. There is now a direct link between library catalogue records and downloadable versions of these documents.

Emphasis continued to be placed on expanding the range and types of electronic services available for clients. The Library Information Portal was further developed in order to amalgamate other Library information services and databases.

Image collection services

Many new and major projects placed large demands on Image Services. Images were supplied for the development of significant products that support communication in areas such as tourism operator's training packages, climate change monographs, Eye on the Reef, Wetlands Week, Reef Beat, and Reef HQ. The quality of the final products is a strong statement of the Image Collection's diversity and quality, as well as the technical expertise of Image Service staff.

Spatial Data Centre

The Spatial Data Centre continues to provide a high level of mapping and spatial request services to support effective management of the Marine Park.

The support for Marine Park compliance continued this year with the Spatial Data Centre providing the production of maps for external agencies such as the Australian Federal Police and the Australian Fisheries Management Authority as well as providing expert representation at legal proceedings when required.

Over the last two years, 150 unique signs have been developed for boat ramps stretching along the entire coastline of the Marine Park. This project was a joint undertaking with the Queensland Environmental Protection Agency following the introduction of the *Marine Parks (Great Barrier Reef Coast) Zoning Plan 2004*, where complementary state zoning was introduced for most of the coastline along the Marine Park.

A new project for providing maps and brochures for the Local Marine Advisory Committees was implemented along with the revision of the Plans of Management for the Whitsundays and Cairns requiring updates and maintenance of the boundary descriptions and web-based mapping products.

Research and Monitoring Coordination

The Research and Monitoring Coordination Unit continues to ensure the Authority has the best available scientific information to inform management decisions for the Marine Park. The members of the Unit maintain the scientific expertise within the Authority necessary for acquiring, understanding and interpreting this information. The Unit also maintains close links with scientific organisations and research agencies to ensure that the research community is aware of the Authority's information needs. The Unit has both natural science as well as social and economic science teams.

Throughout 2006-07, the Research and Monitoring Coordination Unit provided scientific advice on a wide variety of issues. Of particular importance was the establishment of the Marine and Tropical Sciences Research Facility. Other initiatives included the review of the *GBRMPA Act*, in particular the statutory requirement for an Outlook Report. The social and economic information unit undertook a number of projects to implement the framework requirements for social and economic data for management needs.

Monitoring for adaptive management

Programmes to monitor the effectiveness of current major management initiatives continued in 2006-07. The information from these monitoring programmes will help refine and improve management of the Marine Park into the future through adaptive management.

The Unit has expanded the monitoring programmes to track the environmental changes resulting from the rezoning of the Marine Park and the first preliminary report summarising changes in coral reef fish communities as a result of the Zoning Plan was published. This can be accessed online at www.environment.gov.au/programs/cerf/publications/rezone-gbr.html.

Monitoring of shoal areas moved from pilot phase to an expanded programme covering the Marine Park from the Cairns sector to the Rockhampton sector. Techniques for monitoring the spill over of fish larvae from Green Zones were perfected in preparation for full-scale field-testing in the 2007-08 financial year.

In addition to the programmes listed above, a number of projects aimed at understanding the social and economic implications of the rezoning are currently being undertaken.

The Marine Monitoring Programme for the Reef Water Quality Protection Plan continued during the 2006-07 financial year. Reports on the monitoring progress are produced annually and will be on the Authority's website as they become available. The Authority has also engaged coastal communities and Regional Natural Resource Management bodies in the implementation of the monitoring programme.

The Authority engaged Access Economics for a second year to report on the contribution of Great Barrier Reef industries (tourism, recreation and fishing) to the region, state and national economies. Additionally, Colmar Brunton Social Research undertook national surveys and regional focus groups to understand community attitudes and beliefs toward the Marine Park and its management.

Working with the community

The Research and Monitoring Coordination Unit continued to increase its partnerships with the community, and the tourism industry in particular, through the Eye on the Reef, Bleach Watch, Reef Check and Marine Monitoring Programmes, and through briefings to community groups and Local Marine Advisory Committees. These programmes draw on tourist operators, and other community members to monitor reef health and provide advance warning of major environmental changes such as coral bleaching. These programmes have been recognised, by independent experts, as highly successful in delivering monitoring information and for building partnerships and fostering stewardship.

Coordinating research and monitoring and partnerships with scientists

Most of the Authority's scientific information needs are met through outsourcing. The last year can be regarded as a transition year as the CRC Reef Research Centre, the primary research provider of the Authority, came to an end. In 2006-07 Research and Monitoring staff were engaged in filling this gap and, in particular, developing the Marine and Tropical Sciences Research Facility's (MTRSF) research programme. The Unit maintained extensive liaison with the MTRSF and its projects management company, The Reef and Rainforest Research Centre (RRRC), to ensure that the research programme closely reflects the Authority's research needs.

The Unit also manages several research partnerships funded by the Australian Research Council. Most significantly, the Unit is a partner in a major Australian Research Council funded Centre of Excellence titled Innovative Science for Sustainable Management of Coral Reef Biodiversity. This centre brings together world leading coral reef scientists from Australia and overseas, and is already providing valuable, highly innovative and world-class research of relevance to management. In particular, the Centre includes a programme aimed at integrating social, economic, and biophysical science approaches to understand the resilience of coral reef social and ecological systems.

Providing a strategic response to climate change

The Climate Change Response Programme has progressed the Authority's understanding of the potential impacts of climate change on the Marine Park, and the strategies that might mitigate these impacts. This has taken place in close collaboration with the Australian Greenhouse Office, the Pew Fellowship programme, and numerous research organisations.

The Unit's combined social and natural science expertise is being applied to ensure the social and ecological dimensions of the climate change phenomenon are addressed in a coordinated manner in the development of a Climate Change Action Plan for the Great Barrier Reef. As a precursor to the Action Plan, work is well underway on the development of a vulnerability assessment on the threats from climate change to the Great Barrier Reef. The Unit also responded to the serious coral bleaching on the southern Great Barrier Reef this last summer, ensuring that the Australian Government and local communities had authoritative information on the extent and severity of this event.

In the 2006-07 financial year the Climate Change Response Programme invested over \$240 000 into researching the social and economic implications of climate change on Great Barrier Reef industries and communities through contracts with Access Economics, Environmental Behaviour Consultants and Colmar Brunton Social Research. In addition to this research there has been further investment into the implications of climate change through in-kind contribution and support for various projects with researchers from CSIRO, Central Queensland University and the Marine and Tropical Science Research Facility.

Scientific support

The Unit also continues to provide substantial scientific support and advice to other groups within the Authority and the Department of the Environment and Water Resources on major development assessments and permits, and topical issues such as coral bleaching and crown-of-thorns starfish. The economic contribution that Great Barrier Reef industries make to regional and national economies, and community perceptions and views of the Great Barrier Reef and its management, are also provided to internal and external clients and stakeholder groups. The Unit maintains web-based systems to deliver current social and economic profiles of Great Barrier Reef communities and other key social and economic information to support Marine Park management. The Unit also continued to contribute to efforts to address emerging concerns about sustainability of shark populations within the Marine Park through the MTSRF and direct contracts.

Disseminating research results

Over 2006-07, the State of the Great Barrier Reef Report Online was updated to provide 14 chapters online. The web-based report and related products continue to be highly successful. The

Authority aims to ensure the State of the Reef website is the most up-to-date and authoritative description of the condition of the Great Barrier Reef. It is also used as an authoritative educational resource for schools and universities in Australia and overseas, and it is now linked to the ReefED website.

As well as the Marine Monitoring Programme reports and the continued expansion of the State of the Reef Report, staff in the Unit also contributed to numerous scientific publications and conference presentations. Throughout 2006-07, the Authority hosted 22 seminar presentations attended by over 500 people, both in person and via video conference facilities, as part of the Authority's seminar series. This series disseminates the latest research information, in a user-friendly format, to researchers and managers in Townsville, Rockhampton, Mackay and Cairns.

Output 1.7 Reef Education and Communication

The Communication and Education Group provide communication advice and assistance to internal and external stakeholders, as part of a strategic approach to the communication and education needs of the Authority and the Reef HQ Aquarium.

Outcome		Outputs	Performance
1.7.1 - Effective communication, education and marketing programmes	Quality	Public understanding of the values of and main threats to the Great Barrier Reef is increasing.	Achieved
	Quantity	100 per cent of all new Authority initiatives supported by an appropriate communications strategy.	Achieved
		Over 100 active Reef Guardian Schools.	Achieved
		Two new reef related education modules developed.	Achieved
		Increased usage of the Authority and Reef Ed websites.	In progress
		Continued involvement of stakeholders and high level of community engagement.	Ongoing
		\$3.170m	
1.7.2 - Provided readily accessible onshore reef environment and interpretive programmes (Reef HQ Aquarium)	Quality	85 per cent of visitors surveyed rate their visit as a satisfactory experience.	Achieved
		85 per cent of visitors surveyed rated an improved understanding of reef related issues.	Achieved
		110 000 visitors to Reef HQ.	Achieved
		Increased community penetration of memberships.	Achieved
		\$3.440m	
	Price	\$6.610m	

Communication and Education staff worked with a range of internal and external stakeholders to develop and implement strategies that raised awareness in the community about marine-related issues and encouraged the community to be more environmentally-conscious at home, work, school and on the land.

This saw the Unit provide internal stakeholders with communication advice on media relations, advertising, events, publications and products, educational material, the internal and external website and other projects that have a communication component. The overall aim was to address communication issues in the most appropriate, timely and efficient manner.

Internal stakeholders included the various service delivery and critical issue groups such as the Conservation, Heritage and Indigenous Partnership Group, Tourism and Recreation Group, Water Quality and Coastal Development Group, Fisheries Group, Day-to-Day Management Coordination Unit, Climate Change and the Programme Delivery Group.

Relationship building with these and a range of external stakeholders continued to be a major focus for the Unit. The Unit continued to supply free zoning maps and other information products to more than 200 Community Access Points along the coast, and keep other reef retailers abreast of Marine Park activities and issues through regular updates.

The Unit supported Local Marine Advisory Committees (LMACs), schools, community groups and Regional Natural Resource Management bodies through assistance with media relations, articles in the Authority's newsletter *SeaRead*, the development of localised boating and fishing guides with LMAC involvement and interactive wetlands educational kiosks.

Educational components underpinned, and worked in conjunction with, a range of communication activities. During 2006-07 the focus was on educational elements linked to priority areas such as zoning compliance and water quality, with these featuring in school curriculum units, Reef Guardian School projects and the educational side of the Reef HQ Aquarium.

Communication

Communication strategies

Communication strategies underpin all significant projects, events and activities undertaken by the agency. The strategies outline communication goals, outcomes, key messages and target audiences to ensure a planned, meaningful and targeted approach to achieve organisational and operational outcomes. In 2006-07, 12 strategies were developed or updated. This includes a strategy for the Reef Guardian Councils Programme and Reef Education.

Identification and development of new products

The Communication Group develop a range of publications and products on behalf of the agency – these are communication collateral to support targeted campaigns and communication strategies. In 2006-07, 180 key products were developed including a new corporate brochure, corporate giveaway with best practice messages, and brochures.

News releases and media interviews

News releases enable the Authority to use the media to promote activities, projects, programmes and key messages to a wider audience. News releases are timed around specific activities and

events (such as releases in the lead up to holiday periods to encourage people to get a zoning map and take it with them), community consultation and other newsworthy matters. In 2006-07, 45 news releases were distributed. The agency was also approached to provide expert marine and scientific information for a range of media, including the Discovery Channel, BBC, *The Great Outdoors* and a range of other print, radio and television media (local, national and international levels).

SeaRead

SeaRead is the official newsletter of the Authority and contains news-style stories on the activities and projects undertaken by the agency to help protect the Great Barrier Reef. It also showcases members of the community undertaking best practice, Traditional Owner groups, Reef Guardian School activities and profiles many of the people the agency works in partnership with. The full colour, 12-page publication is published free every two months and each edition is distributed to more than 3000 stakeholders (hard copy) and countless more access the online version.

Public Information Unit

The Public Information Unit is the first point of contact for all internal and external stakeholders wishing to obtain information on the Marine Park and a key mechanism for improving and raising awareness in the community. The unit stocks all reports, newsletters, fact sheets, updates and other products. In 2006-07, the unit received 1364 zoning-related inquiries and 1132 other requests (includes both email and phone). Revenue generated was \$2613.70.

Regional shows

Regional and boating shows continue to play a key role in the Authority's approach to community engagement, with staff from the unit and others in the agency attending these events in various locations in Queensland. New show products – including new banners with key messages, a corporate brochure and a corporate giveaway – were developed to support these events. The aim was to strengthen key messages and present a consistent image of the organisation. Focussing primarily on water quality and climate change issues, the new products and show theme aimed to encourage people to do their bit at home, work, school and on the land to protect the Great Barrier Reef.

Zoning compliance: Don't be the catch of the day

This was the tagline to an advertising campaign and supporting products encouraging compliance with Marine Park zoning. The campaign centred on encouraging people to take their free zoning map when boating and fishing in the Marine Park. The education campaign aired during school holidays and other times of the year when Marine Park visitation was at its peak. The campaign was supported with billboards for the road traveller, news releases, *SeaRead* articles, information booths at regional shows, maps distributed through Community Access Points, updated signage and other targeted communication.

Water quality communication support

The Authority has also played a key role in the delivery of communication and education products that promote the importance of wetlands in slowing and halting the movement of diffuse pollution before it reaches the Great Barrier Reef. Products delivered within this programme include six

more interactive wetlands information kiosks located in key Queensland coastal locations, the distribution of the Authority's Reef Beat wetlands poster series through the Newspaper in Education programme in Cairns, Townsville, Mackay, Rockhampton, Gladstone and Bundaberg. The Australian and Queensland Government's jointly launched many of these products on World Wetlands Day (February 2007). The Authority is also working on the second Reef House campaign, which outlines the link between land-based activities and the quality of water entering the Marine Park.

Website

To increase efficiency in web content and the timely provision of information to the public domain, during 2006-07 the Authority and other reef websites were moved to a content management system allowing staff access to update content. Staff were provided with training and web style and layout guidelines before accessing the new system to ensure consistency and appropriateness of content.

Major updates to content have occurred with protected species, tourism and Indigenous partnerships with new sections added to the site for climate change and outlook reporting.

The Authority's website continues to rank at the top of major search engine results with respect to the Great Barrier Reef and associated subjects. The most popular areas within the Authority site relate to dugongs, biodiversity and zoning.

Statistics for the 2006-07 financial year are incomplete due to the change over to a content management system in September. However, available statistics indicate that the Authority served over 3.5 million web pages to over half a million visitors.

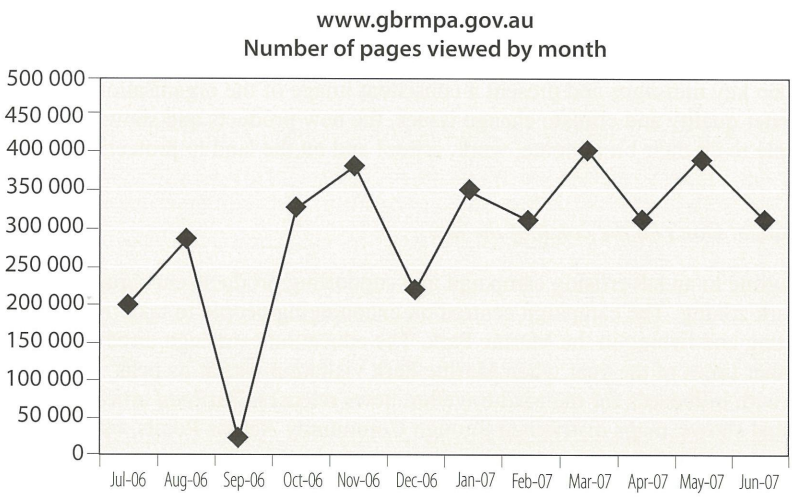


Figure 21: Number of pages viewed by month on the Authority website. Please note: Limited data was recorded for September 2006 (Source: the Authority)

Education

Reef Guardian Schools programme

The Reef Guardian Schools programme continues to enjoy enormous success and is an excellent conduit through which schools can promote sustainable environmental practices within local communities, whilst projecting a positive image of the school itself. The action-based school projects, activities and participation programmes related to current issues affecting the Great Barrier Reef, provide opportunities for students, teachers, parents, caregivers and friends to participate in a range of educationally beneficial initiatives. This was recognised when the Reef Guardian Schools programme received special mention when the Authority was awarded the DSE Excellence in Marine and Coastal Management Award for *Protecting the Reef Through Collaborative Management and Education* as part of the United Nations Association of Australia, World Environment Day Award.

In the 2007 school year there are 121 registered Reef Guardian Schools, five Environmental Education Centres and an additional Police Citizens Youth Club that have committed to participating in and facilitating Reef Guardian activities and projects. These projects and activities focus on the key Reef Guardian School criteria of curriculum, management of resources, on-ground projects and community education. The programme has been adapted to work with and within the complexity of the schools system and aims to strengthen relationships in the process of encouraging behavioural change within participants and their broader communities.

The development, implementation and maintenance of partnerships with whole-of-government, community groups and industry has been a strategic objective of the Reef Guardian Schools programme. This objective has been achieved with collaborative partnerships being established with local councils, natural resource management agencies, local community groups and regional industry all of which have provided monetary and in-kind support to Reef Guardian School projects and activities. These partnerships are considered to be very important to the longevity of the Reef Guardian Schools programme. The establishment of such partnerships has been the catalyst for more Reef Guardian Schools achieving and being recognised for achieving environmental, economical, social/cultural and educational outcomes.

Reef ED website

The Reef ED website www.reefED.edu.au continues to provide students, teachers and learners of all ages nationally and internationally with a comprehensive portal to reef education programmes and supporting information to enhance teaching and learning.

Reef education products

The Authority has developed and implemented targeted reef education products, as an integral partner within the Australian Sustainable Schools Initiative and in recognition of the Australian Government's Strategy for the United Nations Decade of Education for Sustainable Development 2005-2014. These products included:

Reef Beat – Sustainability an innovative and curriculum-centred teaching resource targeted at upper primary and middle school students that included activities and challenges that aimed to stimulate

inquiring minds to discover all they can about the Reef. The activities provided covered a range of key learning areas with an aim to engage students via multiple intelligences whilst addressing core-learning outcomes. It was intended that the implementation of the teaching and learning opportunities offered by this curriculum-linked education product would enhance and extend student learning. The Reef Beat – Sustainability teaching materials were designed to:

- Plan learning activities that focus on sustainable environments, communities and futures
- Provide students with opportunities to gain an appreciation of the biological diversity of the Great Barrier Reef and the need for its protection through sustainable living
- Contribute to the responsible development of active and informed citizens a better knowledge of ecological sustainability
- Empower students to take positive action for sustainable reef management, and to support the principles of ecological sustainability.

Hard copies of the Reef Beat series were made available to every school in Queensland and electronic versions were made available on the Reef ED website for students and teachers nationally and internationally.

Climate Change and the Great Barrier Reef Impacts and Actions is a presentation CD and was developed by the Climate Change Response Group and provided to teachers as part of professional development activities facilitated by the Reef Education Team during Future Leaders Eco Challenges in targeted regional locations along the Great Barrier Reef coastline. The focus of the 2007 Future Leaders Eco Challenges was “in an ever changing world what does climate change mean to you?”

Reef HQ Aquarium

The Reef HQ Aquarium is the national education centre for the Great Barrier Reef and plays a key role in educating and raising public awareness about the Marine Park. It includes interpretive displays and interactive exhibits that aim to present an accurate and inspiring snapshot of the unique marine environment. The Aquarium has eco-certification from Ecotourism Australia, which means the centre is committed to best practice ecological sustainability, natural area management and the provision of quality ecotourism experiences. This year marked the 20th Anniversary of Reef HQ. A range of public events and commemorations were held during June 2007 to highlight this milestone within the north Queensland region.

Visitor numbers

Total visitation was 119 500, a nine per cent increase on the previous year.

Feedback

A visitor survey was conducted in January 2007 revealing visitors had a high level of satisfaction with their experience. This confirms Reef HQ combined a valued and engaging experience with education and communication. Of those surveyed, 85 per cent rated their visit as a satisfactory experience and 88 per cent believed it improved their understanding of Reef issues.

Volunteers

Volunteers are a vitally important element in almost all of Reef HQ's operations. This year 140 volunteers were actively assisting Reef HQ. As part of the annual intake 35 new volunteers were recruited and trained in Reef HQ's operations, customer service and marine biology. Volunteers contributed over 16 000 hours of voluntary service this financial year. In 2006, the volunteers were recognised for several achievements including a certificate of achievement as a semi finalist in the Queensland Regional Achievement and Community Awards in the Events and Tourism category. They were also the winners of the North Queensland Regional Tourism Awards in the Visitor Enhancement Services category.

Membership

Membership numbers continue to strengthen, with an increase on last year. There are 10 946 individual members on 3352 actual memberships.

Reef HQ Aquarium Education

Reef HQ's education programmes are age-specific, innovative and curriculum-centred. They include interactive activities and investigation challenges, stimulating inquiring minds to discover all they can about the Reef. Teachers are provided with curriculum-linked activities to enhance and extend student learning.

Reef HQ education programmes provide students with opportunities to:

- Observe thousands of live reef creatures
- Experience the habitats, ecosystems and behaviour of reef creatures
- Analyse the interactions that exist between reef creatures
- Appreciate the requirements for a healthy reef ecosystem
- Discover the latest in reef research
- Understand why protecting the future of the Great Barrier Reef is important.

During 2006-07 reef education programmes have been conducted to 8982 students. This is an 18 per cent increase on 2005-06 student numbers.

Reef Videoconferencing

Students of all ages from around Australia and the world have been able to experience the Reef with Reef Videoconferencing. During their underwater fact-finding mission, classes are transported to the Coral Reef and Predator exhibits at Reef HQ Aquarium. State-of-the-art videoconferencing technology unlocks unique teaching and learning experiences, including information delivered live by a SCUBA diver. Reef Videoconferences are supported by comprehensive teaching materials, and educate students about a range of marine issues.

The facilitation of Reef Videoconferences continues to grow as more and more schools nationally and internationally start using videoconferencing technology in their classrooms. The Reef Videoconferencing programme is consistently rated as a highly beneficial environmental education experience. This is evidenced by high rates of revisitation and uptake by schools wanting to receive reef education via this medium. During 2006-07 reef education programmes were

conducted to 4187 students nationally and internationally using Reef Videoconferencing technology. This is an 84 per cent increase on 2005-06 student numbers.

Community Partnerships Group

2006-07 was the first full year of operation for the Community Partnerships Group. The objective of the Community Partnerships Group is to enhance management decisions, compliance and stewardship through embedding a culture of effective, best-practice community engagement across the Authority. In May, the Authority announced that the Community Partnerships Group would be enhanced through the recruitment of four new Senior Regional Liaison Officers to be based in four of the regions and a new Regional Liaison Officer based in the Far Northern Region. The additional personnel will significantly increase the group's ability to help deliver on Authority initiatives along the Great Barrier Reef coast.

The regional offices have been particularly active in working more closely with Queensland Parks and Wildlife Service (the Authority's day-to-day management partners), developing relationships with recreational fishers, getting to know the local patch and assisting delivery on water quality outcomes. Townsville-based staff have been making good use of the regional offices during official duties outside head office.

Outcome	Outputs	Performance
Improved community input to, awareness of, and support for management decisions in Cape York, Far Northern, Northern, Central and Southern regions of the Great Barrier Reef Marine Park	Ensure a physical presence of the Great Barrier Reef Marine Park Authority.	Achieved
	Ensure effective information flows between regional offices and the Great Barrier Reef Marine Park Authority.	Achieved
	Ensure effective functioning of Local Marine Advisory Committees.	Achieved
	Ensure adequate skills and support for staff involvement in effective and coordinated community engagement.	Ongoing
	Effective and coordinated issues identification and elevation both internally and externally.	Ongoing

The regions are defined geographically, and have staff allocated, as listed below:

Cape York Region: from Daintree River north through to the northern tip of Cape York and based in the Cairns office with two full-time staff.

Far Northern Region: from the Daintree River south to Mission Beach and based in the Cairns office with three full-time staff.

Northern Region: from Tully to the Burdekin and based in the Townsville head office with five full-time staff (including the group Director and support staff).

Central Region: from Bowen to St Lawrence and based in the Mackay office with three full-time staff.

Southern Region: from Marlborough to Bundaberg and based in the Rockhampton office with three full-time staff.

Performance analysis

The group helped build better and, in many cases, new information flows between communities and the Authority. The focus during 2006-07 was educating the community on and encouraging their compliance with the *Great Barrier Reef Marine Park Zoning Plan 2003*, which came into effect in July 2004.

Key achievements during 2006-07 were:

- Successful operation of five liaison regions for a full 12-month period
- Assistance in building on the Authority's community engagement capacity as a result of information gleaned and shared from Director interviews, an all-staff survey and a focussed community engagement senior management team workshop
- Continued development and implementation of a number of community information and knowledge-sharing systems for the Authority
- Extensive liaison with stakeholders, other government departments and co-management agencies for increased input to, awareness and support of management decisions
- Improving dissemination and understanding of Authority issues in the community and improving consideration of community issues in Authority decision-making
- Improving issue management through early identification of locally relevant issues and appropriate elevation and addressing of issues before they escalate
- Application of improved guidelines for Local Marine Advisory Committees
- Active participation in a wide range of community-based organisations
- Participation in 11 Local Marine Advisory Committees and their activities and routine attendance at forums every two months
- Community engagement via participation at regional and recreational shows, festivals and Reef Guardian School events
- Community access points visitation increased, relationships were strengthened and new members were inducted
- Support for CapReef (Capricorn community-based recreational fishing programme) increased
- Enhanced involvement in regional NRM activities.

Corporate Services

Ensuring that the Great Barrier Reef Marine Park Authority has appropriate systems, resources and support to achieve its objectives is an ongoing priority. Effective use of resources relies on integration of flexible and efficient systems and practices for managing human, physical and financial resources.

Outcome	Outputs	Performance
To deliver a management framework and support services that help facilitate effective functioning of the Authority	To achieve a corporate planning and financial management framework which is efficient and provides timely, flexible and easily accessible decision support systems to managers and staff.	Achieved
	To achieve a human resource management framework that supports the achievement of corporate objectives by developing individuals, promoting teamwork, encouraging innovation, creativity and improved performance.	Achieved
	To provide a safe and secure working environment and adequate standard of accommodation and field and office equipment.	Achieved
	To provide ongoing corporate services which are benchmarked to appropriate standards and responsive to organisational needs.	Achieved
	To maximise potential Environment Management Charge whilst developing and maintaining good relationships with clients.	Achieved
	To provide effective, efficient and professional Secretariat support to the Authority.	Achieved

Performance analysis

During 2006-07, Corporate Services' major achievements included:

- Preparing to implement the recommendations of the Review of the *Great Barrier Reef Marine Park Act 1997*, in particular the transition from being an agency under the *Commonwealth Authorities and Companies Act 1997* to a prescribed agency under the *Financial Management and Accountability Act 1997*
- Provision of monthly budgeting and reporting to the Department of Finance and Administration and to the Department of the Environment and Water Resources
- Ensured staff have an understanding of the Authority, corporate policy, systems and procedures by conducting staff inductions that include human resources, finance and office services

- Implemented a new Certified Agreement with staff which came into effect on 2 July 2006
- Increased staff capabilities through the provision of levels of training in leadership, performance management, workplace diversity, occupational health and safety and other key APS subject areas
- Continued to enhance the Environment Management Charge compliance framework
- Providing high quality Secretariat services to the Authority and its committee structures.

Environmental Management Charge

The Authority collected a total Environmental Management Charge (EMC) of \$7.2 million in 2006-07. Revenue from the EMC provides funding for research, reef user education and management of the Marine Park. A permits compliance and management system is being developed to enhance the Authority's capacity to manage the EMC.

The reef visitor database continues to record the number of visitors to each location within the Marine Park. The reports available from the Protected Environmental Management System are a valuable resource for managers, planners, the tourism industry and researchers.

The electronic lodgement of EMC returns and logbook pages is a major objective included in the Permits and Compliance Management System currently under development. As a first step in the changes to enhance permits and EMC compliance a BPAY facility for payment of the EMC was introduced.

Accommodation

The majority of the Authority's staff were accommodated in the main office building within the Reef HQ complex and a nearby building, Kelleher Place. Small regional offices are also located in Cairns, Mackay and Rockhampton. Ministerial and Parliamentary Liaison Unit staff occupy an office within the Department of Environment and Water Resources offices in Canberra. The Authority's Townsville accommodation is increasingly under pressure in terms of space and facilities.

Human Resources Management

The Human Resources Management (HRM) team aims to assist the Authority to achieve its outcomes through the provision of capable and motivated employees. HRM assists managers to plan, recruit and manage high performing employees. Capability development and performance management programmes assist in developing and maintaining employee focus and flexibility, which is essential to build and maintain an outcome achievement orientation. Quality Occupational Health and Safety interventions ensure a safe and secure working environment is provided for all staff.

Employee numbers

Employee levels in the Authority remained consistent with previous years (see Appendix 5 for employee numbers at 30 June 2007) with a slight increase in total numbers from 192.47 in 2006 to 196 in 2007. The majority of positions in the Authority continued to be managed on an ongoing basis.

The most notable change in employee numbers was an increase in the number of female employees at the EL1 level from 9.49 in 2006 to 18 in 2007 or an increase from 4.95 per cent of total employees in 2006 to 9.2 per cent of total staff in 2007.

The major organisational change for the year was the establishment of the Outlook Report Taskforce. The taskforce has an FTE of 4.8 staff, which have come from within existing resources.

Capability development

A total of \$176 410 was expended on capability development in 2006-07. Opportunities included leadership/management development, conference attendance, study assistance, information technology, occupational health and safety training, technical/professional skills development and on-the-job training and coaching.

Work commenced on a Capability Framework aimed at developing a more targeted approach to capability development with closer links to the Performance Management and Development System.

Induction and orientation programmes continued to provide new employees with an introduction to the Authority and the Australian Public Service in particular the APS Code of Conduct and Values.

Workplace relations

2006-07 was a year of consolidation during which the new Authority Workplace Agreement 2006-2009 was implemented. Work continued in consultation with the Agency Consultative Committee, staff and management to review and create guidelines to support the new Agreement.

At 30 June 2007 two Senior Executive Service employees and two Executive level employees were on Australian Workplace Agreements (AWAs). In 2007 four employees were eligible to receive Performance payments through their AWA.

Equal employment opportunity and workplace diversity

Equal employment opportunity data for the Authority's employees is provided in Appendix 5. The long-term objectives of the Authority's Workplace Diversity Programme are to ensure:

- The Authority's corporate, business and human resources plans demonstrate the Authority values the diverse backgrounds of employees and values, and is able to access and make use of, the diverse skills and experiences of its employees
- The Authority workplace structures, systems and procedures assist employees in balancing their work, family and other caring responsibilities effectively
- Engagement decisions in the Authority are made taking into account the diversity of the Australian community, as well as the organisational and business goals of the Authority and the skills required to perform the relevant duties
- Equity in employment is promoted and upheld.

During 2006-07 the Authority has continued to offer employment conditions, through the implementation of the Authority's Certified Workplace Agreement 2006-2009, that ensures the

Authority recognises, values and utilises the background, skills and abilities of all employees including but not limited to:

- Flexible work hours and time off in lieu of overtime
- Maternity leave at half pay, parental leave, paternity leave, increased access to carer's leave, family and emergency household leave, NAIDOC leave and leave without pay for personal/family reasons
- Access to part-time employment and job sharing
- Access to home-based work
- Provision of a carer's room.

In addition the Authority has continued to:

- Offer high-level use of study leave assistance to equal employment opportunity target groups
- Improve access by employees to timely and comprehensive information on employment related activities through the use of the Authority intranet
- Assist the representation of people with a disability in the workplace through reasonable workplace adjustments
- Ensure equity in employment through awareness training.

Occupational Health and Safety

The provision of a safe and secure working environment continued to be a high priority for the Authority.

Through the occupational health and safety programme, the Authority extended the commitment to safety training, including safety induction for all staff, Senior First Aid and CPR training and Remote Area First Aid training for Field Officers, Certification in specified plant use and Safety induction for supervisors.

Influenza vaccinations were offered to staff in community contact roles, which prompted a review of health screening procedures.

A Vessel Operations Manual was developed and training was undertaken in Occupational Health and Safety at Sea to conform with the *Transport Operations (Maritime Safety) Regulation 2004*. A review of diving reporting and inductions was undertaken and protocols for diving activities, records, equipment servicing and consultation were developed.

In 2006-07, employees of the Authority lodged 26 incident reports – most were of a minor nature; six claims for compensation were lodged with our insurer of which three were accepted and three were declined.

SECTION D

Financial Statements





INDEPENDENT AUDITOR'S REPORT

To the Minister for the Environment and Water Resources

Scope

I have audited the accompanying financial statements of the Great Barrier Reef Marine Park Authority for the year ended 30 June 2007, which comprise: a statement by the Members and Chief Executive; income statement; balance sheet; statement of changes in equity; cash flow statement; schedules of commitments and contingencies, a summary of significant accounting policies; and other explanatory notes.

The Responsibility of the Members for the Financial Statements

The Members of the Great Barrier Reef Marine Park Authority are responsible for the preparation and fair presentation of the financial statements in accordance with the Finance Minister's Orders made under the *Commonwealth Authorities and Companies Act 1997* and the Australian Accounting Standards (including the Australian Accounting Interpretations). This responsibility includes establishing and maintaining internal control relevant to the preparation and fair presentation of the financial statements that are free from material misstatement, whether due to fraud or error, selecting and applying appropriate accounting policies and making accounting estimates that are reasonable in the circumstances.

Auditor's Responsibility

My responsibility is to express an opinion on the financial statements based on my audit. My audit has been conducted in accordance with the Australian National Audit Office Auditing Standards, which incorporate the Australian Auditing Standards. These Auditing Standards require that I comply with relevant ethical requirements relating to audit engagements and plan and perform the audit to obtain reasonable assurance whether the financial statements are free from material misstatement.

An audit involves performing procedures to obtain audit evidence about the amounts and disclosures in the financial statements. The procedures selected depend on the auditor's judgement, including the assessment of the risks of material misstatement of the financial statements, whether due to fraud or error. In making those risk assessments, the auditor considers internal control relevant to the Great Barrier Reef Marine Park Authority's preparation and fair presentation of the financial statements in order to design audit procedures that are appropriate in the circumstances, but not for the purpose of expressing an opinion on the effectiveness of the Great Barrier Reef Marine Park Authority's internal

GPO Box 707 CANBERRA ACT 2601
19 National Circuit BARTON ACT 2600
Phone (02) 6203 7300 Fax (02) 6203 7777

control. An audit also includes evaluating the appropriateness of accounting policies used and the reasonableness of accounting estimates made by the Members, as well as evaluating the overall presentation of the financial statements.

I believe that the audit evidence we have obtained is sufficient and appropriate to provide a basis for my audit opinion.

Independence

In conducting the audit, I have followed the independence requirements of the Australian National Audit Office, which incorporate the ethical requirements of the Australian accounting profession.

Auditor's Opinion

In my opinion, the financial statements of the Great Barrier Reef Marine Park Authority:

- (a) have been prepared in accordance with the Finance Minister's Orders made under the *Commonwealth Authorities and Companies Act 1997*, and the Australian Accounting Standards (including the Australian Accounting Interpretations); and
- (b) give a true and fair view of the matters required by the Finance Minister's Orders including the Great Barrier Reef Marine Park Authority's financial position as at 30 June 2007 and of its financial performance and its cash flows for the year then ended.

Australian National Audit Office



Puspa Dash
Acting Executive Director

Delegate of the Auditor-General

Canberra
3 October 2007

**GREAT BARRIER REEF MARINE PARK AUTHORITY
STATEMENT BY MEMBERS AND CHIEF EXECUTIVE**

In our opinion, the attached financial statements for the year ended 30 June 2007 are based on properly maintained financial records and give a true and fair view of the matters required by the Finance Ministers Orders made under the *Commonwealth Authorities and Companies Act 1997*.


In our opinion, at the date of this statement, there are reasonable grounds to believe that the Authority will be able to pay its debts as and when they become due and payable.

This Statement is made in accordance with a resolution of the Members.



Fay Barker
Member

3 October 2007



John Tanzer
Acting Chief Executive Officer

3 October 2007



John Barrett
Chief Financial Officer

3 October 2007

**GREAT BARRIER REEF MARINE PARK AUTHORITY
INCOME STATEMENT**

for the year ended 30 June 2007

	Notes	2007 \$	2006 \$
INCOME			
Revenue			
Revenues from Government	3A	23,404,381	22,715,639
Sale of goods and rendering of services	3B	2,582,425	2,284,873
Interest	3D	653,409	510,325
Project revenues	3E	6,883,717	7,147,823
Other	3F	821,703	844,086
Payments from Queensland Government for day-to-day management	6(b)	4,844,000	4,973,000
Total revenue		<u>39,189,635</u>	<u>38,475,746</u>
Gains			
Sale of assets	3G	-	1,217
Total gains		<u>-</u>	<u>1,217</u>
Total Income		<u>39,189,635</u>	<u>38,476,963</u>
EXPENSES			
Employee benefits	4A	14,932,373	14,759,345
Suppliers	4B	12,268,537	13,976,799
Depreciation and amortisation	4C	1,249,749	1,132,988
Write-down and impairment of assets	4D	75,249	176
Cost of goods sold	3C	222,464	197,551
Grants	5	73,182	85,461
Losses from asset sales	3G	3,358	-
Payments to Queensland Government for day-to-day management	6(c)	8,430,600	8,427,009
Total Expenses		<u>37,255,512</u>	<u>38,579,329</u>
Surplus (Deficit)		<u>1,934,123</u>	<u>(102,366)</u>

The above statement should be read in conjunction with the accompanying notes.

GREAT BARRIER REEF MARINE PARK AUTHORITY
BALANCE SHEET
as at 30 June 2007

	Notes	2007 \$	2006 \$
ASSETS			
Financial assets			
Cash and cash equivalents	7A	11,660	7,532,108
Trade and other receivables	7B	11,591,230	3,082,891
Investments	7C	-	16,700
<i>Total financial assets</i>		<u>11,602,890</u>	<u>10,631,699</u>
Non-financial assets			
Land, buildings and leasehold improvements	8A, D	16,191,867	12,709,244
Plant and equipment	8B, D	2,683,029	2,148,461
Intangibles	8C, D	702,198	301,332
Inventories	8E	83,908	84,303
Other non-financial assets	8F	166,178	152,461
<i>Total non-financial assets</i>		<u>19,827,180</u>	<u>15,395,801</u>
Total Assets		<u>31,430,070</u>	<u>26,027,500</u>
LIABILITIES			
Payables			
Suppliers	9A	751,435	1,200,019
Other payables	9B	3,899,827	4,768,196
<i>Total payables</i>		<u>4,651,262</u>	<u>5,968,215</u>
Interest bearing liabilities			
Overdrafts	10	123,759	-
<i>Total interest bearing liabilities</i>		<u>123,759</u>	<u>-</u>
Provisions			
Employee provisions	11A	3,804,936	3,688,069
Other provisions	11B	90,000	90,000
<i>Total provisions</i>		<u>3,894,936</u>	<u>3,778,069</u>
Total Liabilities		<u>8,669,957</u>	<u>9,746,284</u>
Net Assets		<u>22,760,113</u>	<u>16,281,216</u>
EQUITY			
Contributed equity		4,563,004	4,204,004
Reserves		20,084,387	15,898,613
Retained surplus (accumulated deficit)		(1,887,278)	(3,821,401)
Total Equity		<u>22,760,113</u>	<u>16,281,216</u>
Current Assets		11,852,976	10,868,463
Non-current Assets		19,577,094	15,159,037
Current Liabilities		8,155,967	9,202,846
Non-current Liabilities		513,990	543,438

The above statement should be read in conjunction with the accompanying notes.

GREAT BARRIER REEF MARINE PARK AUTHORITY
STATEMENT OF CHANGES IN EQUITY
for the year ended 30 June 2007

	Retained Earnings		Asset Revaluation Reserve		Special Purpose Reserves		Other Reserves		Contributed Equity/Capital		Total Equity	
	2007	2006	2007	2006	2007	2006	2007	2006	2007	2006	2007	2006
Opening Balance												
Balance carried forward from previous period	\$ (3,821,401)	\$ (3,719,035)	\$ 7,322,570	\$ 7,334,877	\$ 200,000	\$ 200,000	\$ 8,376,043	\$ 8,376,043	\$ 4,204,004	\$ 4,204,004	\$ 16,281,216	\$ 16,395,888
Adjustment for errors	-	-	-	-	-	-	-	-	-	-	-	-
Adjustment for changes in Accounting policies	-	-	-	-	-	-	-	-	-	-	-	-
Adjusted Opening Balance	(3,821,401)	(3,719,035)	7,322,570	7,334,877	200,000	200,000	8,376,043	8,376,043	4,204,004	4,204,004	16,281,216	16,395,888
Income and Expense												
Income and expenses recognised Directly in Equity	-	-	4,185,774	(12,307)	-	-	-	-	-	-	4,185,774	(12,307)
Subtotal income and expenses recognised Directly in Equity	-	-	4,185,774	(12,307)	-	-	-	-	-	-	4,185,774	(12,307)
Surplus/(Deficit) for the period	1,934,123	(102,366)	-	-	-	-	-	-	-	-	1,934,123	(102,366)
Total income and expenses	1,934,123	(102,366)	4,185,774	(12,307)	-	-	-	-	-	-	6,119,897	(114,673)
Transactions with Owners												
<i>Distributions to owners</i>												
Returns on Capital	-	-	-	-	-	-	-	-	-	-	-	-
Dividends	-	-	-	-	-	-	-	-	-	-	-	-
<i>Contributions by Owners</i>												
Appropriation (equity injection)	-	-	-	-	-	-	-	-	359,000	-	359,000	-
Restructuring	-	-	-	-	-	-	-	-	-	-	-	-
Sub-total Transactions with Owners	-	-	-	-	-	-	-	-	359,000	-	359,000	-
Transfers between equity components												
Transfers between equity components	-	-	-	-	-	-	-	-	-	-	-	-
Closing balance at 30 June	(1,887,278)	(3,821,401)	11,508,344	7,322,570	200,000	200,000	8,376,043	8,376,043	4,563,004	4,204,004	22,760,113	16,281,216

The above statement should be read in conjunction with the accompanying notes.

GREAT BARRIER REEF MARINE PARK AUTHORITY
CASH FLOW STATEMENT
for the year ended 30 June 2007

	Notes	2007 \$	2006 \$
OPERATING ACTIVITIES			
Cash received			
Appropriations		24,310,398	22,944,000
Permit assessment fees		324,391	439,985
Interest		691,416	478,210
Reef HQ admission fees		1,461,502	1,315,289
Net GST received		503,936	234,816
Payments from Queensland Government for day-to-day management		4,844,000	4,798,000
Environmental management charge		7,248,963	7,287,165
Other receipts		7,130,499	8,356,876
Total cash received		<u>46,515,105</u>	<u>45,854,341</u>
Cash used			
Grants		73,182	85,461
Employees		14,815,505	14,323,470
Suppliers		12,284,304	13,916,798
Payments to Queensland Government for day-to-day management		8,430,600	8,427,009
Refunds of Environmental management charge		2,582	15,526
Funds returned to OPA		9,215,533	-
Environmental management charge payments to Commonwealth		8,152,398	7,500,000
Total cash used		<u>52,974,104</u>	<u>44,268,264</u>
Net cash from or (used by) operating activities	12	<u>(6,458,999)</u>	<u>1,586,077</u>
INVESTING ACTIVITIES			
Cash received			
Proceeds from sales of property, plant and equipment		18,657	30,958
Investments		16,700	-
Total cash received		<u>35,357</u>	<u>30,958</u>
Cash used			
Purchase of property, plant and equipment		1,579,565	858,709
Net cash from or (used by) investing activities		<u>(1,544,208)</u>	<u>(827,751)</u>
FINANCING ACTIVITIES			
Cash received			
Equity Injection		359,000	-
Net cash from or (used by) financing activities		<u>359,000</u>	<u>-</u>
Net increase or (decrease) in cash held		(7,644,207)	758,326
Cash at the beginning of the reporting period		7,532,108	6,773,782
Cash at the end of the reporting period	7A,10	<u>(112,099)</u>	<u>7,532,108</u>

The above statement should be read in conjunction with the accompanying notes.

GREAT BARRIER REEF MARINE PARK AUTHORITY
SCHEDULE OF COMMITMENTS

as at 30 June 2007

BY TYPE	2007	2006
	\$	\$
Capital Commitments		
Plant and equipment ¹	381,795	50,031
<i>Total capital commitments</i>	<u>381,795</u>	<u>50,031</u>
Other commitments		
Operating leases ²	1,341,063	1,908,338
Other commitments ³	2,143,197	2,019,040
<i>Total other commitments</i>	<u>3,484,260</u>	<u>3,927,378</u>
Commitments receivable	(351,460)	(361,583)
Net commitments by Type	<u><u>3,514,595</u></u>	<u><u>3,615,826</u></u>
BY MATURITY		
Capital commitments		
One year or less	381,795	50,031
<i>Total capital commitments</i>	<u>381,795</u>	<u>50,031</u>
Operating lease commitments		
One year or less	931,333	826,992
From one to five years	409,730	1,081,346
<i>Total operating lease commitments</i>	<u>1,341,063</u>	<u>1,908,338</u>
Other commitments		
One year or less	2,130,999	1,942,040
From one to five years	12,198	77,000
<i>Total other commitments</i>	<u>2,143,197</u>	<u>2,019,040</u>
Commitments receivable		
One year or less	(351,460)	(361,583)
From one to five years	-	-
<i>Total commitments receivable</i>	<u>(351,460)</u>	<u>(361,583)</u>
Net commitments by Maturity	<u><u>3,514,595</u></u>	<u><u>3,615,826</u></u>

NB: Commitments are GST inclusive where relevant.

**GREAT BARRIER REEF MARINE PARK AUTHORITY
SCHEDULE OF COMMITMENTS**

as at 30 June 2007

1. Plant & equipment include purchase orders for office equipment, computer equipment & vessels.
2. Operating leases included are effectively non-cancellable and comprise:

Nature of Lease	General description of leasing arrangement
Leases for office accommodation	Lease payments were subject to current open market rent review in 2006-07. The term of the first option for renewal of 3 years has been exercised. The term of the second option for renewal is 3 years.
Leases for office equipment	Lease payments are paid monthly
Lease for motor vehicles	Leases are for a period of 24 months or 30,000 kilometres; 24 months or 40,000 kilometres; 24 months or 50,000 kilometres; 36 months or 75,000 kilometres; 36 months or 90,000 kilometres; No contingent rentals exist

3. As at 30 June 2007, other commitments comprise amounts to be paid under contracts for consultancy services and purchase orders for other services and supplies.

In addition, the Authority has a lease arrangement with the Townsville Port Authority in relation to the Reef HQ building for a nominal amount payable if demanded.

The above schedule should be read in conjunction with the accompanying notes.

GREAT BARRIER REEF MARINE PARK AUTHORITY
SCHEDULE OF CONTINGENCIES
as at 30 June 2007

	2007	2006
	\$	\$
Contingent liabilities		
Claims for damages/costs	-	-
	<u>-</u>	<u>-</u>
	<u><u>-</u></u>	<u><u>-</u></u>

The above schedule should be read in conjunction with the accompanying notes.

GREAT BARRIER REEF MARINE PARK AUTHORITY
NOTES TO AND FORMING PART OF THE FINANCIAL STATEMENTS
for the year ended 30 June 2007

Note	Description
1	Summary of Significant Accounting Policies
2	Events after the Balance Sheet Date
3	Income
4	Expenses
5	Grants
6	Day-to-day Management of the Great Barrier Reef Marine Park
7	Financial Assets
8	Non-Financial Assets
9	Payables
10	Interest bearing liabilities
11	Provisions
12	Cash Flow Reconciliation
13	Members Remuneration
14	Related Party Disclosures
15	Executive Remuneration
16	Remuneration of Auditors
17	Average Staffing Levels
18	Cash Bonds
19	Financial Instruments
20	Appropriations
21	Reporting of Outcomes

GREAT BARRIER REEF MARINE PARK AUTHORITY
NOTES TO AND FORMING PART OF THE FINANCIAL STATEMENTS
for the year ended 30 June 2007

1 Summary of Significant Accounting Policies

1.1 Basis of Preparation of the Financial Report

The financial statements and notes are required by clause 1(b) of Schedule 1 to the *Commonwealth Authorities and Companies Act 1997* and are a General Purpose Financial Report.

The continued existence of the Great Barrier Reef Marine Park Authority (the Authority) in its present form and with its present programs is dependent on Government policy and on continuing appropriations by Parliament for the Authority's administration and programs.

The Financial Statements and notes have been prepared in accordance with:

- Finance Minister's Orders (FMOs) for reporting periods ending on or after 01 July 2006; and
- Australian Accounting Standards and Interpretations issued by the Australian Accounting Standards Board (AASB) that apply for the reporting period.

The financial report has been prepared on an accrual basis and is in accordance with historical cost convention, except for certain assets at fair value. Except where stated, no allowance is made for the effect of changing prices on the results or the financial position.

The financial report is presented in Australian dollars and values are in whole dollars unless otherwise specified.

Unless an alternative treatment is specifically required by an Accounting Standard or the FMOs, assets and liabilities are recognised in the Balance Sheet when and only when it is probable that future economic benefits will flow to the Entity and the amounts of the assets or liabilities can be reliably measured. However, assets and liabilities arising under agreements equally proportionately unperformed are not recognised unless required by an Accounting Standard. Liabilities and assets that are unrealised are reported in the Schedule of Commitments and the Schedule of Contingencies.

Unless alternative treatment is specifically required by an Accounting Standard, revenues and expenses are recognised in the Income Statement when and only when the flow, consumption or loss of economic benefits has occurred and can be reliably measured.

GREAT BARRIER REEF MARINE PARK AUTHORITY
NOTES TO AND FORMING PART OF THE FINANCIAL STATEMENTS
for the year ended 30 June 2007

1.2 Significant Accounting Judgements and Estimates

No accounting assumptions or estimates have been identified that have a significant risk of causing a material adjustment to carrying amounts of assets and liabilities within the next accounting period.

1.3 Statement of Compliance

Australian Accounting Standards require a statement of compliance with International Financial Reporting Standards (IFRSs) to be made where the financial report complies with these standards. Some Australian equivalents to IFRSs and other Australian Accounting Standards contain requirements specific to not-for-profit entities that are inconsistent with IFRS requirements. The Authority is a not-for-profit entity and has applied these requirements, so while this financial report complies with Australian Accounting Standards including Australian Equivalents to International Financial Reporting Standards (AEIFRSs) it cannot make this statement.

Adoption of new Australian Accounting Standard requirements

No accounting standard has been adopted earlier than the effective date in the current period.

Other effective requirement changes

The following amendments, revised standards or interpretations have become effective but have had no financial impact or do not apply to the operations of the Authority.

Amendments:

- 2005-1 Amendments to Australian Accounting Standards [AASBs 1, 101, 124]
- 2005-6 Amendments to Australian Accounting Standards [AASB 3]
- 2006-1 Amendments to Australian Accounting Standards [AASB 121]
- 2005-3 Amendments to Australian Accounting Standards [AASB 1045]

Interpretations:

- UIG 4 Determining whether an Arrangement contains a Lease
- UIG 5 Rights to Interest arising from Decommissioning, Restoration and Environmental Rehabilitation Funds
- UIG 7 Applying the Restatement Approach under AASB 129 Financial Reporting in Hyperinflationary Economies
- UIG 8 Scope of AASB 2
- UIG 9 Reassessment of Embedded Derivatives

UIG 4 and UIG 9 might have impacts in future periods, subject to existing contracts being renegotiated.

GREAT BARRIER REEF MARINE PARK AUTHORITY
NOTES TO AND FORMING PART OF THE FINANCIAL STATEMENTS
for the year ended 30 June 2007

Future Australian Accounting Standard requirements

The following new standards, amendments to standards or interpretations have been issued by the Australian Accounting Standards Board (AASB) but are effective for future reporting periods. It is estimated that the impact of adopting these pronouncements when effective will have no material financial impact on future reporting periods.

Financial instrument disclosure

AASB 7 *Financial Instruments: Disclosures* is effective for reporting periods beginning on or after 1 January 2007 (the 2007-08 financial year) and amends the disclosure requirements for financial instruments. In general AASB 7 requires greater disclosure than that presently. Associated with the introduction of AASB 7 a number of accounting standards were amended to reference the new standard or remove the present disclosure requirements through 2005-10 Amendments to Australian Accounting Standards [AASB 132, AASB 101, AASB 114, AASB 117, AASB 133, AASB 139, AASB 1, AASB 4, AASB 1023 & AASB 1038]. These changes have no financial impact but will effect the disclosure presented in future financial reports.

Other

The following standards and interpretations have been issued but are not applicable to the operations of the Authority.

- AASB 1049 Financial Reporting of General Government Sectors by Governments; and
- UIG 10 Interim Financial Reporting and Impairment.

1.4 Revenue

Resources Received Free of Charge

Resources received free of charge are recognised as gains when and only when a fair value can be reliably determined and the services would have been purchased if they had not been donated. Use of those resources is recognised as an expense.

Resources received free of charge are recorded as either revenue or gains depending on their nature ie. whether they have been generated in the course of the ordinary activities of the Authority.

Other Types of Revenue

Revenue from the sale of goods is recognised when:

- the risks and rewards of ownership have been transferred to the buyer;
- the seller retains no managerial involvement nor effective control over the goods;
- the revenue and transaction costs incurred can be reliably measured; and
- it is probable that the economic benefits associated with the transaction will flow to the Authority.

GREAT BARRIER REEF MARINE PARK AUTHORITY
NOTES TO AND FORMING PART OF THE FINANCIAL STATEMENTS
for the year ended 30 June 2007

Revenue from rendering of services is recognised by reference to the stage of completion of contracts at the reporting date. The revenue is recognised when:

- the amount of revenue, stage of completion and transaction costs incurred can be reliably measured; and
- the probable economic benefits with the transaction will flow to the Authority.

The stage of completion of contracts at the reporting date is determined by reference to the proportion that costs incurred to date bear to the estimated total costs of the transaction.

Receivables for goods and services, which have 30 day terms, are recognised at the nominal amounts due less any provision for bad and doubtful debts. Collectability of debts is reviewed at balance date. Provisions are made when the collectability of the debt is no longer probable.

Interest revenue is recognised using the effective interest method as set out in *AASB 139 Financial Instruments: Recognition and Measurement*.

Revenues from Government

Amounts appropriated for Authority outputs appropriations for the year (adjusted for any formal additions and reductions) are recognised as revenue, except for certain amounts that relate to activities that are reciprocal in nature, in which case revenue is recognised only when it has been earned.

Appropriations receivable are recognised at their nominal amounts.

The Authority, as agent for the Commonwealth, collects an environmental management charge (EMC) from tourist operators. Amounts collected are paid into the Consolidated Revenue Fund and then paid back to the Authority as a special appropriation. Special appropriation revenue is recognised when the Authority has the right to receive the revenue and it can be reliably measured. This is deemed to occur when monies are received by the Authority from tourist operators.

Refer to note 3A.

1.5 Gains

Other Resources Received Free of Charge

Resources received free of charge are recognised as gains when and only when a fair value can be reliably determined and the services would have been purchased if they had not been donated. Use of those resources is recognised as an expense.

Contribution of assets at no cost of acquisition or for nominal consideration are recognised as gains at their fair value when the asset qualifies for recognition, unless received from another Government entity or authority as a consequence of restructuring of administrative arrangements (Refer to Note 1.6).

Resources received free of charge are recorded as either revenue or gains depending on their nature.

GREAT BARRIER REEF MARINE PARK AUTHORITY
NOTES TO AND FORMING PART OF THE FINANCIAL STATEMENTS
for the year ended 30 June 2007

Sale of Assets

Gains from disposal of non-current assets is recognised when control of the asset has passed to the buyer.

1.6 Transactions by the Government as Owner

Equity injections

Amounts appropriated which are designed as 'equity injections' for a year (less any formal reductions) are recognised directly in Contributed Equity in that year.

Restructuring of Administrative Arrangements

Net assets received from or relinquished to another Australian Government authority or agency under a restructuring of administrative arrangements are adjusted at their book value directly against Contributed Equity.

Other distributions to owners

The FMOs require that distributions to owners be debited to Contributed Equity unless in the nature of a dividend.

1.7 Employee Benefits

Liabilities for services rendered by employees are recognised at the reporting date to the extent that they have not been settled.

Liabilities for 'short-term employee benefits' (as defined in AASB 119) and termination benefits due within twelve months are measured at their nominal amounts.

The nominal amount is calculated with regard to the rates expected to be paid on settlement of the liability.

All other employee benefit liabilities are measured at the present value of the estimated future cash outflows to be made in respect of services provided by employees up to the reporting date.

Leave

The liability for employee benefits includes provision for annual leave and long service leave. No provision has been made for sick leave as all sick leave is non-vesting and the average sick leave to be taken in future years by employees of the Authority is estimated to be less than the annual entitlement for sick leave.

The leave liabilities are calculated on the basis of employees' remuneration, including the Authority's employer superannuation contribution rates to the extent that the leave is likely to be taken during service rather than paid out on termination.

GREAT BARRIER REEF MARINE PARK AUTHORITY
NOTES TO AND FORMING PART OF THE FINANCIAL STATEMENTS
for the year ended 30 June 2007

Separation and Redundancy

Provision is made for separation and redundancy benefit payments. The Authority recognises a provision for termination when it has developed a detailed formal plan for the terminations and has informed those employees affected that it will carry out the terminations.

Superannuation

Staff of the Authority are members of the Commonwealth Superannuation Scheme (CSS), the Public Sector Superannuation Scheme (PSS) or the PSS accumulation plan (PSSap).

The CSS and PSS are defined benefit schemes for the Commonwealth. The PSSap is a defined contribution scheme.

The liability for defined benefits is recognised in the financial statements of the Australian Government and is settled by the Australian Government in due course.

The Authority makes employer contributions to the Employee Superannuation Scheme at rates determined by an actuary to be sufficient to meet the cost to the Government of the superannuation entitlements of the Authority's employees. The Authority accounts for contributions as if they were contributions to defined contribution plans.

From 1 July 2005, new employees are eligible to join the PSSap scheme.

The liability for superannuation recognised as at 30 June represents outstanding contributions for the final fortnight of the year.

1.8 Leases

A distinction is made between finance leases and operating leases. Finance leases effectively transfer from the lessor to the lessee substantially all the risks and rewards incidental to ownership of leased non-current assets. An operating lease is a lease that is not a finance lease. In operating leases, the lessor effectively retains substantially all such risks and benefits.

The Authority has no finance leases.

Operating lease payments are expensed on a straight line basis which is representative of the pattern of benefits derived from the leased assets.

1.9 Cash

Cash means notes and coins held and any deposits held at call with a bank or financial institution. Cash is recognised at its nominal amount.

1.10 Financial Risk Management

The Authority's activities expose it to normal commercial financial risk. As a result of the nature of the Authority's business and internal and Australian Government policies, dealing with the management of financial risk, the Authority's exposure to market, credit, liquidity and cash flow and fair value interest rate risk is considered to be low.

GREAT BARRIER REEF MARINE PARK AUTHORITY
NOTES TO AND FORMING PART OF THE FINANCIAL STATEMENTS
for the year ended 30 June 2007

1.11 Derecognition of Financial Assets and Liabilities

Financial assets are derecognised when the contractual rights to the cash flows from the financial assets expire or the asset is transferred to another entity. In the case of a transfer to another entity, it is necessary that the risks and rewards of ownership are also transferred.

Financial liabilities are derecognised when the obligation under the contract is discharged or cancelled or expires.

1.12 Impairment of Financial Assets

Financial assets are assessed for impairment at each balance date.

1.13 Supplier and Other Payables

Supplier and other payables are recognised at their amortised cost. Liabilities are recognised to the extent that the goods or services have been received (and irrespective of having been invoiced).

1.14 Contingent Liabilities and Contingent Assets

Contingent liabilities and contingent assets are not recognised in the Balance Sheet but are reported in the relevant schedules and notes. They may arise from uncertainty as to the existence of a liability or asset, or represent an existing liability or asset in respect of which settlement is not probable or the amount cannot be reliably measured. Contingent assets are reported when settlement is probable, and contingent liabilities are recognised when settlement is greater than remote.

1.15 Acquisition of Assets

Assets are recorded at cost on acquisition except as stated below. The cost of acquisition includes the fair value of assets transferred in exchange and liabilities undertaken. Financial assets are initially measured at their fair value plus transaction costs where appropriate.

Assets acquired at no cost, or for nominal consideration, are initially recognised as assets and revenues at their fair value at the date of acquisition, unless acquired as a consequence of restructuring of administrative arrangements. In the latter case, assets are initially recognised as contributions by owners at the amounts at which they were recognised in the transferor Authority's accounts immediately prior to the restructuring.

1.16 Property, Plant and Equipment

Asset Recognition Threshold

Purchases of property, plant and equipment are recognised initially at cost in the Balance Sheet, except for purchases costing less than \$5,000, which are expensed in the year of acquisition (other than where they form part of a group of similar items which are significant in total).

GREAT BARRIER REEF MARINE PARK AUTHORITY
NOTES TO AND FORMING PART OF THE FINANCIAL STATEMENTS
for the year ended 30 June 2007

The initial cost of an asset includes an estimate of the cost of dismantling and removing the item and restoring the site on which it is located. This is particularly relevant to 'make good' provisions in property leases taken up by the Authority where there exists an obligation to restore the property to its original condition. These costs are included in the value of the Authority's leasehold improvements with a corresponding provision for the 'make good' taken up.

Reef HQ

The Reef HQ building was funded as a Commonwealth-State Bicentennial project, through the Great Barrier Reef Wonderland Association Incorporated (the Association) on land leased from the Townsville Port Authority. Following the winding up of the Association in September 2001 the lease arrangement for the land is now between the Great Barrier Reef Marine Park Authority and the Townsville Port Authority.

Revaluations

Fair values for each class of asset are determined as shown below:

Asset class	Fair value measured at:
Land	Market selling price
Buildings exc Leasehold Improvements	Market selling price
Leasehold improvements	Depreciated replacement cost
Plant & equipment	Market selling price

Following initial recognition at cost, property plant and equipment are carried at fair value less accumulated depreciation and accumulated impairment losses. Valuations are conducted with sufficient frequency to ensure that the carrying amount of assets do not differ materially from the assets' fair values as at the reporting date. The regularity of independent valuations depends upon the volatility of movements in market values for the relevant assets.

Revaluation adjustments are made on a class basis. Any revaluation increment is credited to equity under the heading of asset revaluation reserve except to the extent that it reverses a previous revaluation decrement of the same asset class that was previously recognised through surplus and deficit. Revaluations decrements for a class of assets are recognised directly through surplus and deficit except to the extent that they reverse a previous revaluation increment for that class.

Depreciation

Depreciable property, plant and equipment assets are written-off to their estimated residual values over their estimated useful lives to the Authority using, in all cases, the straight-line method of depreciation.

Depreciation rates (useful lives), residual values and methods are reviewed at each reporting date and necessary adjustments are recognised in the current, or current and future reporting periods, as appropriate.

GREAT BARRIER REEF MARINE PARK AUTHORITY
NOTES TO AND FORMING PART OF THE FINANCIAL STATEMENTS
for the year ended 30 June 2007

Depreciation rates applying to each class of depreciable assets are based on the following useful lives:

	2007	2006
Buildings	50 years	50 years
Leasehold improvements	Lease term	Lease term
Lighthouse properties	Lease term	Lease term
Plant and equipment	1 to 20 years	1 to 20 years

Impairment

All assets were assessed for impairment at 30 June 2007. Where indications of impairment exist, the asset's recoverable amount is estimated and an impairment adjustment made if the asset's recoverable amount is less than its carrying amount.

The recoverable amount of an asset is the higher of its fair value less costs to sell and its value in use. Value in use is the present value of the future cash flows expected to be derived from the asset. Where the future economic benefit of an asset is not primarily dependent on the asset's ability to generate future cash flows, and the asset would be replaced if the Authority were deprived of the assets, its value in use is taken to be its depreciated replacement cost.

1.17 Intangibles

The Authority's intangibles comprise purchased software for internal use. These assets are carried at cost, except for purchases costing less than \$5,000, which are expensed in the year of acquisition.

Software is amortised on a straight-line basis over its anticipated useful life. The useful lives of the Authority's software is 3 to 8 years (2005-06: 3 to 8 years).

All software assets were assessed for indications of impairment as at 30 June 2007.

1.18 Lighthouse properties

The Authority has assumed responsibility for a number of lighthouse properties in the past.

Three of the properties are subject to ongoing leases to a third party. Under two of the leases the third party is required to pay monthly rental to the Great Barrier Reef Marine Park Authority and these properties have been valued at fair value, which has been assessed as the present value of the future lease payments payable under the leases. The remainder of the lighthouse properties have been recorded at no value as they are not income-generating assets.

1.19 Inventories

Inventories held for sale are valued at the lower of cost and net realisable value.

1.20 Taxation

The Authority is exempt from all forms of taxation except fringe benefits tax (FBT) and the goods and services tax (GST).

GREAT BARRIER REEF MARINE PARK AUTHORITY
NOTES TO AND FORMING PART OF THE FINANCIAL STATEMENTS
for the year ended 30 June 2007

Revenues, expenses and assets are recognised net of GST:

- except where the amount of GST incurred is not recoverable from the Australian Taxation Office; and
- except for receivables and payables.

1.21 Advances for day-to-day management

Except for expenditure on fixtures upon land owned by or under the direct control of the Commonwealth or the Authority, payments to the Queensland Department of the Environmental Protection Agency for day-to-day management are fully expensed in the year of payment (refer to note 6 for details of the day-to-day management items).

2 Events after the Balance Sheet Date

Legislation was introduced to Parliament on 28 March 2007 to amend the *Great Barrier Reef Marine Park Act 1975*. The amendments brought about by the *Great Barrier Reef Marine Park Amendment Act 2007* commenced operation on 1 July 2007.

One of the consequences of this legislation was that the Great Barrier Reef Marine Park Authority moved from being subject to the *Commonwealth Authorities and Companies Act 1997* to the *Financial Management and Accountability Act 1997* as a 'prescribed agency'. The Chairperson of the Authority is to perform the role of chief executive officer for the purposes of the *Financial Management and Accountability Act 1997*.

The Great Barrier Reef Marine Park Authority continues as a statutory authority and a body corporate. The status of the Authority as a 'prescribed agency' and as a statutory authority is confirmed by the *Financial Management and Accountability Regulations 1997*.

As part of this transition, all cash, including any cash bonds held, was returned to the Official Public Account on close of business 29 June 2007, however some cheques were presented prior to the drawing down of funds on 2 July 2007 giving rise to an overdraft at 30 June 2007.

GREAT BARRIER REEF MARINE PARK AUTHORITY
NOTES TO AND FORMING PART OF THE FINANCIAL STATEMENTS
for the year ended 30 June 2007

3	Income	2007	2006
	<i>Revenue</i>	\$	\$
3A	<u>Revenues from Government</u>		
	Appropriation:		
	Operational	11,314,000	10,646,000
	Special appropriation	7,246,381	7,271,639
	Commonwealth contribution to day-to-day management: refer Note 6 (b)	4,844,000	4,798,000
	<i>Total revenue from Government</i>	23,404,381	22,715,639
3B	<u>Sale of goods and rendering of services</u>		
	Reef HQ revenue		
	Admission fees - external entities	1,461,502	1,315,289
	Donations and sponsorship - external entities	22,598	14,771
	Membership program - external entities	-	159,128
	Shop sales - external entities	429,943	405,222
	Other revenue - external entities	668,382	390,463
	<i>Total Reef HQ revenue</i>	2,582,425	2,284,873
3C	<u>Reef HQ shop trading results</u>		
	Shop sales	429,943	405,222
	Less: Cost of goods sold		
	Opening stock	77,978	59,317
	Plus: Purchases	224,587	216,212
	Less: Closing stock	(80,101)	(77,978)
	Cost of goods sold	222,464	197,551
	Gross profit from trading	207,479	207,671
3D	<u>Interest</u>		
	Deposits	653,409	510,325
	<i>Total interest</i>	653,409	510,325

GREAT BARRIER REEF MARINE PARK AUTHORITY
NOTES TO AND FORMING PART OF THE FINANCIAL STATEMENTS
for the year ended 30 June 2007

	2007	2006
3E Project revenue	\$	\$
Project revenue from related entities	6,813,886	7,022,235
Project revenue from external entities	69,831	125,588
<i>Total project revenue</i>	6,883,717	7,147,823
3F Other revenue		
Other revenue - from external entities		
- Sale of the authority's education and information material	3,128	3,894
- Permit assessment fees	324,391	439,985
- Cost recovery	106,045	151,544
- Other	388,139	248,663
<i>Total other revenue</i>	821,703	844,086
<i>Gains</i>		
3G Sale of assets		
Plant and equipment:		
Proceeds from disposal	18,657	30,958
Net book value of assets disposed	22,015	29,741
<i>Net gain from sale of assets</i>	(3,358)	1,217
4 Expenses		
4A Employee benefits		
Wages and salaries	11,667,735	11,547,690
Superannuation	1,829,290	1,786,317
Leave and other entitlements	1,296,471	1,377,323
Separation and redundancy	52,880	-
Other employee benefits	85,997	48,015
<i>Total employee benefits</i>	14,932,373	14,759,345

GREAT BARRIER REEF MARINE PARK AUTHORITY
NOTES TO AND FORMING PART OF THE FINANCIAL STATEMENTS
for the year ended 30 June 2007

4B Suppliers	2007	2006
	\$	\$
Provision of goods - external entities	1,809,867	1,469,970
Rendering of services - related entities	1,689,179	1,061,443
Rendering of services - external entities	7,920,887	10,637,827
Operating lease rentals:		
Minimum lease payments	757,150	741,215
Workers compensation premiums	91,454	66,344
<i>Total supplier expenses</i>	<u>12,268,537</u>	<u>13,976,799</u>
4C Depreciation and amortisation		
Depreciation:		
Buildings and leasehold improvements	719,730	648,908
Plant and equipment	440,529	399,196
<i>Total depreciation</i>	<u>1,160,259</u>	<u>1,048,104</u>
Amortisation:		
Intangibles:		
Computer software	89,490	84,884
<i>Total amortisation</i>	<u>89,490</u>	<u>84,884</u>
<i>Total depreciation and amortisation</i>	<u>1,249,749</u>	<u>1,132,988</u>
4D Write-down and impairment of assets		
Impairment of non-financial assets	75,249	176
<i>Total write-down and impairment of assets</i>	<u>75,249</u>	<u>176</u>
5 Grants		
Augmentative research grants	-	6,461
Other grants	73,182	79,000
Total Grants	<u>73,182</u>	<u>85,461</u>

GREAT BARRIER REEF MARINE PARK AUTHORITY
NOTES TO AND FORMING PART OF THE FINANCIAL STATEMENTS
for the year ended 30 June 2007

6 Day-to-Day Management of the Great Barrier Reef Marine Park

- (a) Principles agreed between the Commonwealth and Queensland Governments relating to the day-to-day management of the Great Barrier Reef Marine Park provide for:
- The Queensland Department of Environment, now known as the Environmental Protection Agency (EPA) to carry out the day-to-day management of the Great Barrier Reef Marine Park, subject to the instructions from the Authority in accordance with intergovernmental agreements;
 - The Commonwealth to fund 100% of an initial capital works program required to establish management of the Great Barrier Reef Marine Park on a sound basis; other capital costs (ie, the post-initial program) of day-to-day management of the Great Barrier Reef Marine Park to be shared equally between the two Governments;
 - The Commonwealth and Queensland Governments to meet in equal shares the recurrent costs for the day-to-day management in relation to the Great Barrier Reef Marine Park (which may include Queensland national parks or Queensland marine parks, the use or management of which would or might affect the Great Barrier Reef Marine Park);
 - Moveable property funded pursuant to the arrangements to be used and administered by Queensland; proceeds from the sale of any such moveable property are paid into the day-to-day management account to offset Commonwealth/Queensland contributions on a 50:50 basis;
 - Fixed assets funded pursuant to the arrangements to be used by Queensland and administered by the Government (or the Authority) which owns or controls the land on which the fixture is located;
 - Expenditure on day-to-day management to be in accordance with an annually agreed programme; and
 - The Authority to administer funds provided by the Commonwealth and Queensland for these purposes.

- (b) Revenue received from the Commonwealth and Queensland Governments and from other sources:

	2007	2006
	\$	\$
Queensland Government contribution Refer Note 6(c) below	4,844,000	4,973,000
Commonwealth Government appropriation Recurrent and post-initial capital programs Refer: Note 3 (a)	4,844,000	4,798,000
Other revenue from permit assessment fees.	76,757	81,946
	<u>9,764,757</u>	<u>9,852,946</u>

- (c) Payments to the Queensland Government for day-to-day management for 2006-07 totalled \$8,430,600 (2005-06 \$8,427,009).

GREAT BARRIER REEF MARINE PARK AUTHORITY
 NOTES TO AND FORMING PART OF THE FINANCIAL STATEMENTS
 for the year ending 30 June 2007

7	2007	2006
Financial Assets	\$	\$
7A Cash and cash equivalents		
Day-to-day management account	-	304,528
Cash on hand	11,660	11,660
Authority operations accounts	-	7,215,920
<i>Total cash and cash equivalents</i>	<u>11,660</u>	<u>7,532,108</u>
7B Trade and other receivables		
Goods and services - external entities	158,887	112,899
Goods and services - related entities	396,489	44,113
Receivable from the OPA	9,215,533	906,017
Interest receivable	7,883	45,890
EMC Receivables	1,500,000	1,700,000
Other receivables	44,545	20,643
	<u>11,323,337</u>	<u>2,829,562</u>
GST receivable from the Australian Taxation Office	268,793	254,499
<i>Total trade and other receivables (gross)</i>	<u>11,592,130</u>	<u>3,084,061</u>
Less Allowance for doubtful debts		
Goods and Services	(900)	(1,170)
<i>Total trade and other receivables (net)</i>	<u>11,591,230</u>	<u>3,082,891</u>
Receivables are aged as follows		
Not overdue	11,533,317	3,031,538
Overdue by:		
Less than 30 days	-	-
30 to 60 days	16,774	7,103
61 to 90 days	3,962	-
more than 90 days	38,077	45,420
<i>Total receivables (gross)</i>	<u>11,592,130</u>	<u>3,084,061</u>

All receivables are current assets.

GREAT BARRIER REEF MARINE PARK AUTHORITY
NOTES TO AND FORMING PART OF THE FINANCIAL STATEMENTS
for the year ending 30 June 2007

7C Investments	2007 \$	2006 \$
Shares in other companies - listed	-	16,700
Total investments	<u>-</u>	<u>16,700</u>

All investments are current assets.

8 Non-Financial Assets

8A Land, buildings and leasehold improvements

Land and buildings		
- at fair value	22,754,981	15,763,385
- accumulated depreciation	<u>(8,491,383)</u>	<u>(5,460,942)</u>
Total land and buildings	<u>14,263,598</u>	<u>10,302,443</u>
Leasehold improvements		
- at fair value	1,931,894	1,919,696
- accumulated depreciation	<u>(1,563,155)</u>	<u>(1,261,966)</u>
Total leasehold improvements	<u>368,739</u>	<u>657,730</u>
Lighthouse properties		
- at fair value	<u>1,559,530</u>	<u>1,749,071</u>
Total land, buildings and leasehold improvements	<u>16,191,867</u>	<u>12,709,244</u>

All valuations have been made by members at fair value with independent advice sought for some items. All revaluations are conducted in accordance with the revaluation policy stated at Note 1. In 2006-07, an independent valuer (the Australian Valuation Office) conducted the revaluations.

No indications of impairment were found for land, buildings and leasehold improvements.

GREAT BARRIER REEF MARINE PARK AUTHORITY
NOTES TO AND FORMING PART OF THE FINANCIAL STATEMENTS
for the year ending 30 June 2007

	2007	2006
	\$	\$
8B <u>Plant and equipment</u>		
Plant and equipment		
- at fair value	5,589,911	4,828,620
- accumulated depreciation	(2,906,882)	(2,680,159)
Total plant and equipment	<u>2,683,029</u>	<u>2,148,461</u>

All valuations have been made by members at fair value with independent advice sought for some items. All revaluations are conducted in accordance with the revaluation policy stated at Note 1. In 2006-07, an independent valuer (the Australian Valuation Office) conducted the revaluations.

No indications of impairment were found for plant and equipment.

8C <u>Intangibles</u>		
Software purchased	1,341,828	851,474
- accumulated amortisation	(639,630)	(550,142)
Total intangibles	<u>702,198</u>	<u>301,332</u>

**GREAT BARRIER REEF MARINE PARK AUTHORITY
NOTES TO AND FORMING PART OF THE FINANCIAL STATEMENTS
for the year ended 30 June 2007**

8D Analysis of Property, Plant, Equipment and Intangibles

TABLE A — Reconciliation of the opening and closing balances of property, plant and equipment (2006-07)

	Land and Buildings \$	Leasehold Improvements \$	Lighthouse Properties \$	Total Land, Buildings and Leasehold Improvements \$	Plant and Equipment \$	Computer Software \$	Total \$
As at 1 July 2006							
Gross book value	15,763,385	1,919,696	1,749,071	19,432,152	4,828,620	851,474	25,112,246
Accumulated depreciation/ amortisation and impairment	(5,460,942)	(1,261,966)	-	(6,722,908)	(2,680,159)	(550,142)	(9,953,209)
Net book value 1 July 2006	10,302,443	657,730	1,749,071	12,709,244	2,148,461	301,332	15,159,037
Additions:							
By purchase	121,484	12,198	-	133,682	955,529	490,354	1,579,565
Revaluations and impairment through equity	4,299,933	-	(189,541)	4,110,392	75,382	-	4,185,774
Depreciation/ amortisation expense	(418,543)	(301,189)	-	(719,732)	(440,529)	(89,488)	(1,249,749)
Impairments recognised in the operating result	(41,719)	-	-	(41,719)	(33,799)	-	(75,518)
Disposals:							
Other disposals	-	-	-	-	(22,015)	-	(22,015)
Net book value 30 June 2007	14,263,598	368,739	1,559,530	16,191,867	2,683,029	702,198	19,577,094
Net book value as of 30 June 2007 represented by:							
Gross book value	22,754,981	1,931,894	1,559,530	26,246,405	5,589,911	1,341,828	33,178,144
Accumulated depreciation/ amortisation and impairment	(8,491,383)	(1,563,155)	-	(10,054,538)	(2,906,882)	(639,630)	(13,601,050)
	14,263,598	368,739	1,559,530	16,191,867	2,683,029	702,198	19,577,094

GREAT BARRIER REEF MARINE PARK AUTHORITY
 NOTES TO AND FORMING PART OF THE FINANCIAL STATEMENTS
 for the year ended 30 June 2007

8D Analysis of Property, Plant, Equipment and Intangibles (cont)

TABLE A — Reconciliation of the opening and closing balances of property, plant and equipment (2005-06)

	Land and Buildings \$	Leasehold Improvements \$	Lighthouse Properties \$	Total Land, Buildings and Leasehold Improvements \$	Plant and Equipment \$	Computer Software \$	Total \$
As at 1 July 2005							
Gross book value	15,748,791	1,706,655	1,511,378	18,966,824	4,327,611	775,531	24,069,966
Accumulated depreciation/ amortisation and impairment	(5,085,584)	(988,415)	-	(6,073,999)	(2,394,940)	(465,258)	(8,934,197)
Net book value 1 July 2005	10,663,207	718,240	1,511,378	12,892,825	1,932,671	310,273	15,135,769
Additions:							
By purchase	14,594	123,041	250,000	387,635	644,726	75,943	1,108,304
from recognition of 'make good' provision	-	90,000	-	90,000	-	-	90,000
Revaluations and impairment through equity	-	-	(12,307)	(12,307)	-	-	(12,307)
Depreciation/ amortisation expense	(375,358)	(273,551)	-	(648,909)	(399,196)	(84,884)	(1,132,989)
Disposals:							
From disposal of operations	-	-	-	-	-	-	-
Other disposals	-	-	-	-	(29,740)	-	(29,740)
Net book value 30 June 2006	10,302,443	657,730	1,749,071	12,709,244	2,148,461	301,332	15,159,037
Net book value as of 30 June 2006 represented by:							
Gross book value	15,763,385	1,919,696	1,749,071	19,432,152	4,828,620	851,474	25,112,246
Accumulated depreciation/ amortisation and impairment	(5,460,942)	(1,261,966)	-	(6,722,908)	(2,680,159)	(550,142)	(9,953,209)
	10,302,443	657,730	1,749,071	12,709,244	2,148,461	301,332	15,159,037

GREAT BARRIER REEF MARINE PARK AUTHORITY
NOTES TO AND FORMING PART OF THE FINANCIAL STATEMENTS
for the year ending 30 June 2007

	2007	2006
	\$	\$
8E Inventories		
Inventories held for sale	83,908	84,303
<i>Total inventories (current)</i>	<u>83,908</u>	<u>84,303</u>

No items of inventory are recognised at fair value less cost to sell.

8F Other non-financial assets		
Prepayments	166,178	152,461
<i>Total other non-financial assets</i>	<u>166,178</u>	<u>152,461</u>

All other non-financial assets are current assets.

No indications of impairment were found for other non-financial assets.

9 Payables

9A Suppliers		
Trade Creditors	751,435	1,200,019
<i>Total supplier payables</i>	<u>751,435</u>	<u>1,200,019</u>

All supplier payables are current liabilities.

Settlement is usually made net 28 days.

9B Other payables

Revenue received in advance	1,703,882	2,134,571
Amounts owed to Commonwealth	1,500,000	2,606,017
Other	695,945	27,608
<i>Total other payables</i>	<u>3,899,827</u>	<u>4,768,196</u>

All other payables are current liabilities.

10 Interest bearing liabilities

	2007	2006
	\$	\$
Overdraft	123,759	-
<i>Total interest bearing liabilities</i>	<u>123,759</u>	<u>-</u>

All interest bearing liabilities are current liabilities

GREAT BARRIER REEF MARINE PARK AUTHORITY
NOTES TO AND FORMING PART OF THE FINANCIAL STATEMENTS
for the year ending 30 June 2007

11 Provisions

11A Employee provisions

Salaries and wages	99,864	89,145
Superannuation	14,833	14,199
Provision for long service leave	2,017,660	2,011,192
Provision for annual leave	1,653,705	1,545,023
Other	18,874	28,510
<i>Total employee provisions</i>	<u>3,804,936</u>	<u>3,688,069</u>
Current	3,380,946	3,234,631
Non-Current	423,990	453,438
<i>Total employee provisions</i>	<u>3,804,936</u>	<u>3,688,069</u>

The classification of current includes amounts for which there is not an unconditional right to defer settlement by one year, hence in the case of employee provisions the above classification does not represent the amount expected to be settled within one year of reporting date. Employee provisions expected to be settled in one year \$1,951,988 (2006: \$1,766,392), in excess of one year \$1,852,948 (2006: \$1,921,677).

11B Other provisions

Provision for 'Make Good'	90,000	90,000
<i>Total other provisions</i>	<u>90,000</u>	<u>90,000</u>

All other provisions are non-current liabilities.

Carrying amount 1 July 2006	90,000
Additional provisions made	-
Amounts used	-
Amounts reversed	-
Closing balance 30 June 2007	<u>90,000</u>

GREAT BARRIER REEF MARINE PARK AUTHORITY
NOTES TO AND FORMING PART OF THE FINANCIAL STATEMENTS
for the year ended 30 June 2007

12 Cash Flow Reconciliation	2007	2006
	\$	\$
Reconciliation of cash and cash equivalents as per Balance Sheet to Cash Flow Statement		
Cash and cash equivalents as per Balance Sheet	11,660	7,532,108
Overdrafts	(123,759)	-
Total cash and cash equivalents as per Balance Sheet	<u>(112,099)</u>	<u>7,532,108</u>
Report cash and cash equivalents as per:		
Cash Flow Statement	(112,099)	7,532,108
Balance Sheet	<u>(112,099)</u>	<u>7,532,108</u>
Difference	<u>-</u>	<u>-</u>
Reconciliation of operating result to net cash from operating activities:		
Operating result	1,934,123	(102,366)
Depreciation and amortisation	1,249,749	1,132,988
Gain on disposal of assets	3,358	(1,217)
Net Write down of non-financial assets	75,518	-
(Increase) / decrease in receivables	(8,508,337)	(37,451)
(Increase) / decrease in inventories	395	(21,835)
(Increase) / decrease in other assets	(13,717)	(44,563)
Increase / (decrease) in employee provisions	116,867	435,875
Increase / (decrease) in supplier payables	(448,586)	302,427
Increase / (decrease) in other payables	(868,369)	(77,781)
<i>Net cash from / (used by) operating activities</i>	<u>(6,458,999)</u>	<u>1,586,077</u>

GREAT BARRIER REEF MARINE PARK AUTHORITY
NOTES TO AND FORMING PART OF THE FINANCIAL STATEMENTS
for the year ended 30 June 2007

13 Members Remuneration

The number of members of the Authority included in these figures are shown below in the relevant remuneration bands:

	2007	2006
\$0 - \$14,999	-	2
\$15,000 - \$29,999	2	2
\$240,000 - \$254,999	1	-
\$255,000 - \$269,999	-	1
Total number of members of the Authority	3	5
Total remuneration received or due and receivable by members of the Authority	\$293,884	\$305,522

The members of the Authority consist of a full-time Chairman and three part-time members. The full-time Chairman is also the Chief Executive Officer of the Authority. Members are appointed by the Governor-General and receive remuneration as determined by the Remuneration Tribunal.

14 Related Party Disclosures

Authority members' interest in contracts

On the basis of statements declared by members in accordance with s.16A of the *Great Barrier Reef Marine Park Act* or s. 21 of the *Commonwealth Authorities and Companies Act 1997*, no Authority member has received or become entitled to receive a benefit, other than a benefit included in the aggregate of remuneration received or due and receivable shown at Note 13 by reason of a contract made by the Authority member or with a firm of which the Authority member is a member or with a company in which the Authority member has a substantial interest.

GREAT BARRIER REEF MARINE PARK AUTHORITY
NOTES TO AND FORMING PART OF THE FINANCIAL STATEMENTS
for the year ended 30 June 2007

15 Executive Remuneration

The number of executives who received or were due to receive total remuneration of \$130,000 or more:

	2007	2006
\$130,000 - \$144,999	1	1
\$145,000 - \$159,999	1	-
\$160,000 - \$174,999	-	-
\$175,000 - \$189,999	-	-
\$190,000 - \$204,999	1	1
\$205,000 - \$219,999	-	1
\$220,000 - \$234,999	1	-
Total	<u>4</u>	<u>3</u>

The aggregate amount of total remuneration of executives shown above:	\$706,985	\$544,624
---	-----------	-----------

The aggregate amount of separation and redundancy/termination benefit payments during the year to executives shown above:	Nil	Nil
---	-----	-----

The executive remuneration includes all officers concerned with or taking part in the management of the Authority during 2006-07 except the Chief Executive Officer. Details in relation to the Chief Executive Officer have been incorporated in Note 13 Members Remuneration.

16 Remuneration of Auditors

	2007	2006
	\$	\$
Financial statement audit services are provided to the Authority by the Auditor General.		
The fair value of the services was:	<u>46,000</u>	<u>44,000</u>

No other services were provided by the Auditor-General.

GREAT BARRIER REEF MARINE PARK AUTHORITY
NOTES TO AND FORMING PART OF THE FINANCIAL STATEMENTS
for the year ended 30 June 2007

17	Average Staffing Levels	2007	2006
	The average staffing levels for the Authority during the year were:	206	192

18 Cash Bonds

As a condition of some permits, a bond is required to be lodged with the Authority. Some permit holders have provided a cash bond in lieu of a bank guarantee.

Statement of Receipts and Payments for the year ended 30 June 2007

	2007	2006
	\$	\$
Cash at bank 1 July	611,194	745,349
RECEIPTS : Cash Bonds	210,000	49,300
Interest	26,044	20,228
	<u>847,238</u>	<u>814,877</u>
PAYMENTS : Return of Bonds	150,873	203,621
Bank fees	62	62
Transfer of balance to OPA	696,303	-
Cash at bank 30 June	<u>-</u>	<u>611,194</u>

GREAT BARRIER REEF MARINE PARK AUTHORITY
NOTES TO AND FORMING PART OF THE FINANCIAL STATEMENTS
for the year ended 30 June 2007

19 Financial Instruments

19A Interest Rate Risk

Financial Instrument	Notes	Floating Interest Rate		Fixed Interest Rate 30 day terms		Non-Interest Bearing		Total		Weighted Average Effective Interest Rate			
		2007 \$	2006 \$	2006 \$	2006 \$	2007 \$	2006 \$	2007 \$	2006 \$	2007 \$	2007 %	2006 %	
Financial Assets													
Cash at bank & deposits at call	7A	-	3,753,230	-	-	-	-	-	-	-	3,753,230	n/a	4.65
Cash on hand	7A	-	-	-	-	11,660	11,660	11,660	11,660	-	11,660	n/a	n/a
Term deposit	7A	-	-	-	3,767,218	-	-	-	-	-	3,767,218	n/a	5.7
Receivables for goods & services (gross)	7B	-	-	-	-	555,376	157,013	555,376	157,013	555,376	157,013	n/a	n/a
Other receivables	7B	7,883	45,890	-	-	44,545	20,643	52,428	66,533	52,428	66,533	0.8	4.65
Shares (not associates)	7C	-	-	-	-	-	16,700	-	16,700	-	16,700	n/a	n/a
Total		7,883	3,799,120	-	3,767,218	611,581	206,016	619,464	7,772,354	619,464	7,772,354	n/a	n/a
Total Assets								31,430,070	26,027,500				
Financial Liabilities													
Trade creditors	9A	-	-	-	-	751,435	1,200,019	751,435	1,200,019	751,435	1,200,019	n/a	n/a
Other payables	9B	-	-	-	-	3,899,827	4,768,196	3,899,827	4,768,196	3,899,827	4,768,196	n/a	n/a
Overdraft	10	123,759	-	-	-	-	-	123,759	-	123,759	-	14.95	n/a
Total		123,759	0	0	0	4,651,262	5,968,215	4,775,021	5,968,215	4,775,021	5,968,215		
Total Liabilities								8,669,957	9,746,284				

GREAT BARRIER REEF MARINE PARK AUTHORITY
 NOTES TO AND FORMING PART OF THE FINANCIAL STATEMENTS
 for the year ended 30 June 2007

19 Financial Instruments continued

19B Net Fair Value of Financial Assets and Liabilities

	Note	2007		2006	
		Total carrying amount	Aggregate net fair value	Total carrying amount	Aggregate net fair value
		\$	\$	\$	\$
Financial Assets					
Cash at bank and deposits at call	7A	-	-	3,753,230	3,753,230
Cash on hand	7A	11,660	11,660	11,660	11,660
Term deposit	7A	-	-	3,767,218	3,767,218
Receivables for goods and services	7B	555,376	555,376	157,013	157,013
Other debtors	7B	52,428	52,428	66,533	66,533
Shares (not associates)	7C	-	-	16,700	16,700
		<u>619,464</u>	<u>619,464</u>	<u>7,772,354</u>	<u>7,772,354</u>
Financial Liabilities					
Trade creditors	9A	751,435	751,435	1,200,019	1,200,019
Other payables	9B	3,899,827	3,899,827	4,768,196	4,768,196
Overdraft	10	123,759	123,759	-	-
		<u>4,775,021</u>	<u>4,775,021</u>	<u>5,968,215</u>	<u>5,968,215</u>

19C Credit Risk Exposures

The Authority's maximum exposures to credit risk at reporting date in relation to each class of recognised financial assets is the carrying amount of those assets as indicated in the Balance Sheet.

The Authority has no significant exposures to any concentrations of credit risk.

All figures for credit risk referred to do not take into account the value of any collateral or other security.

GREAT BARRIER REEF MARINE PARK AUTHORITY
NOTES TO AND FORMING PART OF THE FINANCIAL STATEMENTS
for year ending 30 June 2007

20 Appropriations

Table A: Acquittal of Authority to Draw Cash from the Consolidated Revenue Fund for Ordinary Annual Services Appropriations and borrowings

Particulars	Departmental Outputs		Total	
	2007 \$'000's	2006 \$'000's	2007 \$'000's	2006 \$'000's
Balance carried forward from previous year	-	-	-	-
Appropriation Acts 1	16,158	15,444	16,158	15,444
Appropriation Acts 3	-	-	-	-
Total appropriation available for payment	16,158	15,444	16,158	15,444
Cash payment made during the year (GST inclusive)	16,158	15,444	16,158	15,444
Balance of Authority to Draw Cash from the Consolidated Revenue Funds for Ordinary Annual Services Appropriations	-	-	-	-
Represented by:				
Cash	-	-	-	-
Appropriation receivable	-	-	-	-
Total	-	-	-	-

Table B: Acquittal of Authority to Draw Cash from the Consolidated Revenue Fund - Special Appropriations

Special Appropriation is appropriated in accordance with Section 39I of the Great Barrier Reef Marine Park Act for the operations of the Great Barrier Reef Marine Park Authority.	Departmental Outputs		Total	
	2007 \$'000's	2006 \$'000's	2007 \$'000's	2006 \$'000's
Balance Carried forward from previous year	906	1,134	906	1,134
Special Appropriation	7,249	7,287	7,249	7,287
Total appropriation available for payment	8,155	8,421	8,155	8,421
Cash payment made during the year (GST inclusive)	8,152	7,500	8,152	7,500
Refunds paid out of CRF	3	16	3	16
Balance carried forward to next year	-	906	-	906
Represented by:				
Cash	-	-	-	-
Appropriation receivable	-	906	-	906
Total	-	906	-	906

GREAT BARRIER REEF MARINE PARK AUTHORITY
NOTES TO AND FORMING PART OF THE FINANCIAL STATEMENTS

for the year ended 30 June 2007

21 Reporting of Outcomes

21A Outcomes of the Authority

The Authority is included in Outcome 1 of the Environment and Heritage Portfolio. The specific sub-outcome for the Authority is the protection, wise use, understanding and enjoyment of the Great Barrier Reef.

The individual outputs and output groups associated with the outcome are:

Output group 1.1 - Conservation, Heritage and Indigenous Partnerships

Natural and cultural values of the Great Barrier Reef Marine Park protected and World Heritage obligations are met.

Output group 1.2 - Water Quality and Coastal Development

Protection of the Great Barrier Reef from the adverse effects of water pollution and coastal development.

Output group 1.3 - Fisheries

Progress towards ecologically sustainable fisheries in the Great Barrier Reef Marine Park and World Heritage Area

Output group 1.4 - Tourism and Recreation

Ecologically sustainable tourism and recreation use of the Great Barrier Reef Marine Park provided for in partnership with the community and industry.

Output group 1.5.1 - Park Management

Field management of the Great Barrier Reef Marine Park.

Output group 1.5.2 - Park Management

Planning and Impact Management of the Great Barrier Reef Marine Park.

Output group 1.6 - Science and Information for Park Management

Coordination and delivery of scientific and technical information for management.

Output group 1.7.1 - Reef Education and Communications

Effective communications, education and marketing programmes.

Output group 1.7.2 - Reef Education and Communications

Provide a readily accessible onshore reef environment and interpretive programmes (Reef HQ Aquarium).

GREAT BARRIER REEF MARINE PARK AUTHORITY
NOTES TO AND FORMING PART OF THE FINANCIAL STATEMENTS
for the year ended 30 June 2007

21B Net Costs of Outcome Delivery

	Outcome 1	
	2007 \$'000	2006 \$'000
Expenses		
Departmental expenses	37,256	38,579
Total expenses	37,256	38,579
Costs recovered from provision of goods and services to the non-government sector		
Departmental	3,580	3,220
Total costs recovered	3,580	3,220
Other external revenues		
Departmental		
Sale of goods and services - to related entities	6,814	7,022
Interest	653	510
Net gains from disposal of assets	3	1
Permit assessment fees	324	440
Other	4,844	4,973
Total Departmental	12,638	12,946
Total other external revenues	12,638	12,946
Net cost/(contribution) of outcome	21,038	22,413

The net costs shown include intra-government costs that would be eliminated in calculating the actual Budget outcome.

GREAT BARRIER REEF MARINE PARK AUTHORITY
 NOTES TO AND FORMING PART OF THE FINANCIAL STATEMENTS
 for the year ended 30 June 2007

21 Reporting of Outcomes

21C Major Classes of Departmental Revenues and Expenses by Output Groups and Outputs

	Outcome 1												Total				
	Output Group 1.1		Output Group 1.2		Output Group 1.3		Output Group 1.4		Output Group 1.5		Output Group 1.6			Output Group 1.7		Non-attributable	
	Conservation, Heritage & Indigenous Partnerships	2006 \$'000	Water Quality & Coastal Development	2006 \$'000	Fisheries	2006 \$'000	Tourism & Recreation	2006 \$'000	Park Management	2006 \$'000	Information for Park Management	2006 \$'000		Communication & Education	2006 \$'000	2007 \$'000	2006 \$'000
Departmental expenses	1,346	1,185	1,104	1,248	702	682	1,067	944	4,443	4,347	2,983	2,968	3,287	3,365	-	-	14,932
Employees	585	533	457	494	288	297	853	817	3,818	3,856	3,406	5,346	3,084	2,832	-	-	12,491
Suppliers	-	-	69	75	-	-	-	-	-	-	-	-	4	4	-	-	14,175
Grants	60	51	48	51	35	27	47	46	190	164	143	134	727	660	-	-	73
Depreciation and amortisation	-	-	-	-	-	-	-	-	-	-	-	-	75	75	-	-	1,250
Write-down of assets	-	-	-	-	-	-	-	-	4	-	-	-	-	-	-	-	75
Net loss from disposal of assets	-	-	-	-	-	-	-	-	8,431	8,427	-	-	-	-	-	-	4
Contribution to Qld Govt - DDM	-	-	-	-	-	-	-	-	-	-	-	-	-	-	-	-	8,431
Total departmental expenses	1,991	1,769	1,678	1,868	1,025	1,006	1,967	1,807	16,886	16,794	6,552	8,454	7,177	6,881	-	-	37,256
Funded by:																	
Revenues from Government	2,084	1,637	1,714	1,589	1,087	961	1,758	1,432	8,805	8,159	4,355	5,651	3,601	3,287	-	-	23,404
Sales of goods and services	47	72	76	218	22	13	321	322	3,540	3,523	2,517	2,643	3,765	3,486	-	-	10,288
Interest	72	50	58	51	43	27	57	44	155	120	173	133	96	85	-	-	654
Donations and bequests	-	-	-	-	-	-	-	-	-	-	-	-	-	-	-	-	510
Revenue from Sale of Assets	-	-	-	-	-	-	-	-	(5)	(5)	-	-	-	-	-	-	-
Payments from Qld Govt - DDM	-	-	-	-	-	-	-	-	4,844	4,973	-	-	-	6	-	-	1
Total departmental revenues	2,203	1,759	1,848	1,858	1,152	1,001	2,136	1,798	17,344	16,770	7,045	8,427	7,462	6,864	-	-	39,190
																	38,579

The net costs shown include intra-government costs that would be eliminated in calculating the actual Budget outcome.

SECTION E

Appendixes



Appendix 1: The Great Barrier Reef Marine Park Authority – Members

Qualifications of Marine Park Authority members

The Hon. Virginia Chadwick, AO was appointed as Chairman of the Great Barrier Reef Marine Park Authority in July 1999 and reappointed in 2004 for a further three years. Prior to her appointment she served in the New South Wales Legislative Council, holding various Shadow Ministerial and Ministerial positions. She was the first woman elected as President of the Legislative Council. She has received an Honorary Doctorate from the Southern Cross University. Mrs Chadwick is currently a member of Queensland's Fishing Industry Development Council, a Board member of the Co-operative Research Centre for the Great Barrier Reef World Heritage Area up until May 2007, a Board member of the Australian National Centre for Ocean Resources and Security Advisory Board, a Board member of the Australian Research Council Centre of Excellence for Coral Reef Studies and a Board member of the Australian Maritime Safety Authority up until April 2007. Mrs Chadwick was awarded an Officer in the General Division of the Order of Australia in the Queen's Birthday 2005 Honours List.

Dr Evelyn Scott, AO has been involved in Aboriginal Affairs over the past 30 years and has played an instrumental role in the establishment of Aboriginal legal services, housing societies and medical services in Queensland. Dr Scott was Chairman of the Council for Aboriginal Reconciliation until 31 December 2000. In 2003 she was awarded an Officer in the General Division of the Order of Australia. Dr Scott's awards include: Honorary Doctorate (*honoris causa*, 27 April 2000) from the Australian Catholic University for work in the areas of reconciliation, the advancement of the Aboriginal and Torres Strait Islander people and the advancement of women; John Miller Distinguished Achievement Award (21 November 2000); Honorary Doctor of Letters (22 March 2001) from James Cook University in recognition of outstanding service to the Queensland community, exceptional service to the University and exceptional contribution to human well-being; and Doctor of University (3 April 2003) from Griffith University.

Ross Rolfe was appointed Director-General of the Department of Premier and Cabinet in November 2005. Mr Rolfe is also continuing in his role as Queensland's Coordinator-General that he has held since July 2005. In these roles, Mr Rolfe is responsible for the overall management of the Department as well as whole-of-government coordination of state planning and development projects. Mr Rolfe has previously held senior positions including Chief Executive Officer, Stanwell Corporation, the Director-General, Department of State Development, and Director-General of the Department of Environment and Heritage. Mr Rolfe has also held board positions in the past in the Resources, Energy and Education sectors including Director of Queensland Resources Council, Member of the Queensland Centre for Low Emissions Technologies and Council of the Queensland University of Technology. Mr Rolfe is currently a Member of the University of Queensland Senate, Queensland Events Corporation and the South Bank Corporation.

Councillor Fay Barker OAM FAICD is a Councillor of the Townsville City Council, currently a Director of the Breakwater Island Community Benefit Fund, Director of the Royal Automobile Club Queensland Limited and past President of the Townsville Chamber of Commerce Inc. Ms Barker was previously a director of Townsville Enterprise Limited and the Townsville Port Authority and a Council Member of James Cook University. Ms Barker serves on numerous

community service organisations. Ms Barker was awarded a Medal of the Order of Australia in the Australia Day 2006 Honours List.

During 2006-07, the Great Barrier Reef Marine Park Authority held four meetings:

Meeting	Date	Location	Attendance
199	7 July 2006	Brisbane	Hon Virginia Chadwick, AO, Councillor Fay Barker, and Mr Ross Rolfe, AO
200	14 November 2006	Townsville	Hon Virginia Chadwick, AO, Councillor Fay Barker, and Dr Evelyn Scott, AO
201	13 April 2007	Townsville	Hon Virginia Chadwick, AO and Councillor Fay Barker OAM,
202	22 June 2007	Brisbane	Hon Virginia Chadwick, Mr Ross Rolfe and Councillor Fay Barker OAM

Table 5: Meetings of the Great Barrier Reef Marine Park Authority 2006-07

Appendix 2: The Great Barrier Reef Marine Park Authority – Committees

Great Barrier Reef Ministerial Council

The Great Barrier Reef Ministerial Council was established in 1979 to coordinate Australian and Queensland Government policy on Great Barrier Reef matters at Ministerial level. The Council comprises four Ministers, two from each Government.

Hon. Malcolm Turnbull MP, Minister for the Environment and Water Resources replaced Senator the Hon. Ian Campbell as Convenor of the Council. The other members of the Council are the Hon. Bob Baldwin MP, Parliamentary Secretary to the Minister for Tourism and Small Business, Hon. Margaret Keech MP, Queensland Minister for Tourism, Fair Trading, Wine Industry Development and Women and the Hon. Lindy Nelson-Carr MP, Queensland Minister for Environment and Multiculturalism.

There were no meetings held in 2006-07.

Great Barrier Reef Consultative Committee

The Great Barrier Reef Consultative Committee was established under section 20 of the *Great Barrier Reef Marine Park Act 1975* as an advisory committee to the Authority and to the Minister responsible for the environment. The Committee provided an important channel of communication between the Minister, the Authority, the Queensland Government departments responsible for the

environment, and major sectors of users and interest groups.

The Committee consisted of members appointed by the Minister for a three-year term and a member of the Great Barrier Reef Marine Park Authority appointed by the Great Barrier Reef Marine Park Authority for an indefinite term.

Name	Organisation/Affiliation
Dr Russell Reichelt	Chairman
Hon. Virginia Chadwick, AO	Great Barrier Reef Marine Park Authority
Mr Timothy Anderson	Member, Local Marine Advisory Committee
Mrs Leith Bouly	Chairman, Water Quality and Coastal Development Reef Advisory Committee
Mr Alan Feely	Queensland Parks and Wildlife Service (term ended 3 March 2007)
Mr Peter Frawley	Chairman, Tourism and Recreation Reef Advisory Committee
Mr Paul Freeman	Member, Local Marine Advisory Committee
Mr Richard Leck	Conservation
Mr Stephen McGuire	Member, Local Marine Advisory Committee
Mr Colin McKenzie	Tourism
Mr Daryl McPhee	University of Queensland
Mr Bob Muir	Aboriginal and Torres Strait Islander interests
Mr Justin Murphy	Department of the Premier and Cabinet
Mr John Olsen	Commercial fishing
Mr Stephen Oxley	Commonwealth Department of the Environment and Water Resources
Mr Philip Rist	Aboriginal and Torres Strait Islander interests
Mr Don Robinson	Member, Local Marine Advisory Committee
Mr Graham Scott	Member, Local Marine Advisory Committee
Ms Diane Tarte	Chairman, Fisheries Reef Advisory Committee
Associate Professor Peter Valentine	James Cook University
Mr Vernon Veitch	Recreational fishing
Mr Terry Wall	Department of the Premier and Cabinet (resigned 15 August 2006)
Mr Simon Woodley	Chairman, Conservation, Heritage and Indigenous Partnerships Reef Advisory Committee

Table 6: Members of the Great Barrier Reef Consultative Committee 2006-07

All members were appointed on 7 November 2005 for a three-year period (ending 6 November

2008) with the exception of Mr Alan Feely, whose term ended on 3 March 2007.

The Review Panel recommended that the Consultative Committee be reconstituted as an Advisory Board to the Minister for the Environment and Water Resources. The Advisory Board will be non-statutory with terms of reference issued by the Minister. These changes were included in amendments to the *Great Barrier Reef Marine Park Act 1975* that come into effect from 1 July 2007.

During 2006-07, the Consultative Committee held two meetings:

Meeting	Date	Location	Attendance
GBRCC 74	14 November 2006	Townsville	14/21
GBRCC 75	26 and 27 June 2007	Townsville	13/21

Table 7: Meetings of the Great Barrier Reef Consultative Committee 2006-07

Great Barrier Reef Audit Committee

The following people were members of the Audit Committee during 2006-07:

- Mr Barry Sheedy, Chairman, an accountant practising in Mackay
- Councillor Fay Barker OAM FAICD, member, part-time member of the Great Barrier Reef Marine Park Authority
- Mr Andrew Skeat, member and Executive Director on the Authority's staff
- Mr John Tanzer, member and Executive Director on the Authority's staff
- Mr Jon Day, member as Acting Executive Director on the Authority's staff

During 2006-07, the Audit Committee held three meetings:

Meeting	Date	Location	Attendance
AC 33	15 August 2006	Townsville	Mr Barry Sheedy, Councillor Fay Barker, Mr John Tanzer and Mr Andrew Skeat
AC34	8 December 2006	Townsville	Mr Barry Sheedy, Councillor Fay Barker, Mr Andrew Skeat and Mr Jon Day (Acting Executive Director)
AC35	29 May 2007	Townsville	Mr Barry Sheedy, Councillor Fay Barker and Mr John Tanzer

Table 8: Meetings of the Great Barrier Reef Marine Park Authority Audit Committee 2006-07

Business activities of the Audit Committee concerned:

- Annual financial statements
- Environmental Management Charge
- Day-to-day management
- Reef HQ operations
- Risk management plan
- Various internal audit reports
- A self-assessment of its performance using the *ANAO Better Practice Guidelines 2005*.

Roles and responsibilities

The committee has no executive powers, unless delegated to it by the Board. The committee is directly responsible and accountable to the Board for the exercise of its responsibilities. In carrying out its responsibilities, the committee must at all times recognise that primary responsibility for management of the Authority rests with the Chief Executive Officer. The responsibilities of the committee may be revised or expanded in consultation with, or as requested by, the Board from time-to-time.

The committee's responsibilities include:

Risk management

- Review whether management has in place a current and comprehensive risk management framework, and associated procedures for effective identification and management of the Authority's financial and business risks, including fraud
- Review whether a sound and effective approach has been followed in developing strategic risk management plans for major projects or undertakings
- Review the impact of the Authority's risk management framework on its control environment and insurance arrangements
- Review whether a sound and effective approach has been followed in establishing the Authority's business continuity planning arrangements, including whether disaster recovery plans have been tested periodically
- Review the Authority's fraud control plan and satisfy itself that the Authority has appropriate processes and systems in place to capture and effectively investigate fraud-related information.

Control framework

- Review whether management's approach to maintaining an effective internal control framework, including over external parties such as contractors and advisors, is sound and effective
- Review whether management has in place relevant policies and procedures, including Chief Executive Instructions or their equivalent, and that these are periodically reviewed and updated
- Determine whether the appropriate processes are in place to assess, at least once a year, whether policies and procedures are complied with

- Review whether appropriate policies and procedures are in place for the management and exercise of delegations
- Consider how management identifies any required changes to the design or implementation of internal controls
- Review whether management has taken steps to embed a culture which is committed to ethical and lawful behaviour.

External accountability

- Review the financial statements and provide advice to the Board (including whether appropriate action has been taken in response to audit recommendations and adjustments), and recommend their signing by the Chairman of the Board
- Satisfy itself that the financial statements are supported by appropriate management signoff on the statements and on the adequacy of the systems of internal controls
- Review the processes in place designed to ensure that financial information included in the Authority's annual report is consistent with the signed financial statements
- Satisfy itself that the Authority has appropriate mechanisms in place to review and implement, where appropriate, relevant Parliamentary Committee reports and recommendations
- Satisfy itself that the Authority has a performance management framework that is linked to organisational objectives and outcomes.

Legislative compliance

- Determine whether management has appropriately considered legal and compliance risks as part of the Authority's risk assessment and management arrangements
- Review the effectiveness of the system for monitoring the Authority's compliance with relevant laws, regulations and associated government policies.

Internal audit

- Act as a forum for communication between the Board, senior management and internal and external audit
- Review the internal audit coverage and annual work plan, ensure the plan is based on the Authority's risk management plan, and recommend approval of the plan by the Board
- Advise the Board on the adequacy of internal audit resources to carry out its responsibilities, including completion of the approved internal audit plan
- Oversee the coordination of audit programmes conducted by internal and external audit and other review functions
- Review all audit reports and provide advice to the Board on significant issues identified in audit reports and action taken on issues raised, including identification and dissemination of good practice
- Monitor management's implementation of internal audit recommendations
- Review the internal audit charter to ensure appropriate organisational structures, authority, access and reporting arrangements are in place
- Periodically review the performance of internal audit
- Recommend to the Board the appointment of the internal auditor.

External audit

- Act as a forum for communication between the Board, senior management and internal and external audit
- Provide input and feedback on the financial statement and performance audit coverage proposed by external audit and provide feedback on the audit services provided
- Review all external plans and reports in respect of planned or completed audits and monitor management's implementation of audit recommendations
- Provide advice to the Board on action taken on significant issues raised in relevant external audit reports and better practice guides.

Responsibilities of members

Members of the committee are expected to understand and observe the legal requirements of the *Commonwealth Authorities and Companies Act 1997 (CAC Act)*. Members are also expected to:

- Contribute the time needed to study and understand the papers provided
- Apply good analytical skills, objectivity and good judgment
- Express opinions frankly, ask questions that go to the fundamental core of the issue and pursue independent lines of enquiry.

Reef Advisory Committees

Conservation, Heritage and Indigenous Partnerships Reef Advisory Committee

The Reef Advisory Committee for Conservation, Heritage and Indigenous Partnerships met on 30-31 August 2006 and 7-8 March 2007. The Committee, comprising 14 members including an independent Chairman, provided valuable guidance on a variety of matters, in particular species conservation issues and the traditional use of marine resources. Issues addressed at these two Conservation RAC meetings:

- An update on the monitoring programmes associated with the Zoning Plan 2003 including presentations about the Seabed Biodiversity Project and monitoring by the Australian Institute of Marine Science and James Cook University
- The review of the Whale and Dolphin Conservation Policy for the Marine Park
- The development of position statements for shark and dugong conservation in the Marine Park
- Protected species and shark conservation issues associated with the East Coast Inshore Finfish Fishery
- Research presentations about Queensland Department of Primary Industries and Fisheries' Qld Shark Control Program and the effects of pingers on Australian snubfin and Indo-Pacific humpback dolphins, being funded by the Marine and Tropical Sciences Research Facility
- The development of the Traditional Owner Information System
- The need to ensure Traditional Owners are adequately informed about the range of funding opportunities available from Canberra-based government department.

Conservation RAC members also participated in the event to celebrate the accreditation of the Giringun TUMRA.

Water Quality and Coastal Development Reef Advisory Committee

The Reef Advisory Committee for Water Quality and Coastal Development was reconstituted this year for its third, three-year term of advising the Authority on water quality issues. The committee had a change in representatives with around half the members being new, including the independent Chair Mrs Leith Bouilly. The committee met for the first time on 7-8 November 2006 and again on the 22-23 March 2007. The Committee, comprising 18 members, provided advice on key issues for the Authority especially the implementation of the Reef Water Quality Protection Plan, and the strategic approach taken by the Authority to water quality issues. Valuable guidance was provided on other specific issues such as the Water Quality and Coastal Development strategic direction, the Reef Water Quality Protection Plan governance, the Authority's Marine Monitoring Programme, the Reef Guardian programme, the Authority's draft Water Quality Guidelines and the water quality research needs for management of the Great Barrier Reef.

Fisheries Reef Advisory Committee

Meetings of the Fisheries Reef Advisory Committee (FRAC) occurred in October 2006 and February 2007. The Committee comprises 17 members representing expertise from all stakeholders in the Marine Park, and an independent Chair. FRAC meetings addressed several key fisheries issues and provided advice to the Authority. Where relevant, a synthesis of FRAC outcomes has been used to inform other Authority critical issues and service groups. Issues addressed included:

- Ecologically sustainable management of fisheries – continuing discussion of the evolution of the DEW processes to better facilitate and streamline assessment of fisheries under the *EPBC Act*
- Progress by the QDPI&F in dealing with the recommendations following the EPBC fisheries assessments
- The DEW structural adjustment package for fisheries affected by the rezoning of the Marine Park
- Social science and information needs to support the management of fisheries issues in the Marine Park, and the need to address and promote discussion about intergenerational equity so that the true costs of protecting fisheries resources in the Marine Park are better understood
- Discussion of the cross-jurisdictional nature and scale of fisheries in the Marine Park, and the need for a more regional focus in decision-making and evaluation of the true costs of any future management changes
- Discussion on the nature, scale and potential management of localised depletion issues in fisheries
- Development of the inshore finfish management plan and the development by the Authority of associated position statements on the conservation and management of sharks and rays, protected species and regional management
- Progress in by catch mitigation, and development and uptake of bycatch reduction devices in trawl and crab fisheries, including the development of a simple and inexpensive bycatch reduction device to reduce interaction with turtles without impacting on crab catches
- Discussion on climate change and the preparation of a vulnerability assessment report for the Great Barrier Reef Marine Park Authority
- Biosecurity issues and the potential for the introduction of viruses into the Marine Park
- Management overview of all fisheries in the Marine Park

- Compliance with fisheries and Marine Park legislation
- The community partnerships initiative and methods to facilitate communication with stakeholders and the broader community
- Water quality issues in the Marine Park, including the launch of new interactive educational resources
- Artificial reef policy guidelines
- Recreational Fishing Community Grants Programme
- New Authority research information system and GBRMPA research priorities.

Tourism and Recreation Reef Advisory Committee

The Authority reconvened its Tourism and Recreation Reef Advisory Committee (TRRAC) for a third term with the Committee meeting on 7-8 September 2006, 22-23 February 2007 and 20-21 June 2007. The Committee of 23 members provides an impressive and diverse range of expertise, from day operations, bareboats and aircraft operations to marketing, best practice, business acumen, and commercial and recreational fishing.

The Committee identified the issues of climate change, Reef health, industry sustainability (including quality products), recreational use and Indigenous participation in tourism as a priority. The Tourism Climate Change Action Group (an industry group initiated by TRRAC) reports regularly to TRRAC. Three TRRAC Working Groups have focused on issues relating to recreational use of the Reef, industry sustainability and Indigenous participation in tourism.

The Committee provided invaluable guidance to the Authority on a variety of matters, in particular, the High Standard Tourism Programme, cruise shipping policy, dedicated use moorings, amendments to the plans of management, management of Marine Park permits, engaging the tourism industry in water quality and coastal development, Marine Park tourism staff training courses, and dugong, shark and ray conservation.

Lastly, the Committee has provided preliminary advice on the Authority's engagement with the tourism and recreation sectors during the development of the Outlook Report, to be prepared for Parliament.

Great Barrier Reef Local Marine Advisory Committees

There are 11 Local Marine Advisory Committees (LMACs) in operation in regional centres adjacent to the Great Barrier Reef between Cooktown and Bundaberg:

- Cape York Local Marine Advisory Group
- Douglas Local Marine Advisory Committee
- Cairns Local Marine Advisory Committee
- Mission Beach Local Marine Advisory Committee
- Hinchinbrook Local Marine Advisory Committee

- Townsville Local Marine Advisory Committee
- Whitsunday Local Marine Advisory Committee
- Mackay Local Marine Advisory Committee
- Capricorn Coast Local Marine Advisory Committee
- Gladstone Region Local Marine Advisory Committee
- Burnett Local Marine Advisory Committee.

Local Marine Advisory Committees provide a forum for the local community and representative stakeholder groups to discuss marine resource management issues and advise the Authority accordingly. They provide an opportunity for resource management agencies to meet with the local community and address local concerns. The Committees also provide information to the public on issues affecting the local marine and coastal regions, thus facilitating communication between user groups and the local community. Members usually have an interest in marine resource issues and may be independent, or represent a constituent group. The Committees meet every two months, with the main operating expenses covered by the Authority. At the time of writing there were 198 members of Committees.

The Chairs and Secretaries of the Committees meet annually to discuss reef-wide issues. This year the meeting focused on the implementation of the review of the *Great Barrier Reef Marine Park Act 1975*, the review of the inshore finfish fishery, climate change and artificial reefs.

Great Barrier Reef Environmental Research Ethics Advisory Committee

The Environmental Research Ethics Advisory Committee met once during the 2006-07 financial year. On 19 October 2006 the Committee discussed one research application. The Environmental Research Ethics Advisory Committee recommended the granting of the permit. This recommendation was accepted and implemented by the Authority.

Indigenous representation on the Authority committees

During 2006-07 there were 28 positions available for Aboriginal and Torres Strait Islander representation on various committees within the Authority's management structure. This includes statutory and voluntary representation on the Authority Board, GBRCC, each of the four Reef Advisory Committees, and all the Local Marine Advisory Committees. At the time of preparing this report, some Indigenous committee member positions were still vacant or new appointments were being processed.

Appendix 3: Freedom of Information

About the *Freedom of Information Act 1982*

The *Freedom of Information Act 1982 (FOI Act)* provides the community with the right of access to documents held by Commonwealth agencies. This right of access is limited only by certain exceptions and exemptions which are contained in the *FOI Act*. The *FOI Act* also creates a right to amend records that contain personal information that is incomplete, incorrect, misleading or out of date.

How to make a Freedom of Information application

Under the *FOI Act*, you can apply for access to documents held by the Great Barrier Reef Marine Park Authority by making a freedom of information application. The application must be:

- (a) Made in writing
- (b) Provide enough information about the documents for a responsible officer of the Authority to identify them
- (c) Provide an address in Australia at which notices under the *FOI Act* may be sent to you
- (d) Enclose a \$30 application fee.

Freedom of Information applications should be sent to:

The FOI Officer
c/- Legal Services Unit
Great Barrier Reef Marine Park Authority
PO Box 1379
Townsville Qld 4810

Freedom of Information applications can also be delivered to the Authority's Townsville office at:

2-68 Flinders Street
Townsville Qld 4810

Remission of application fee

The Authority has a discretion to consider remission of the application fee for any reason, including either of the following reasons:

- (a) The payment of the fee or a part of the fee would cause you, or the person on whose behalf the application has been made, financial hardship
- (b) The giving of access is in the general public interest or in the interest of a substantial section of the community.

If you wish to have the application fee remitted, you should provide adequate supporting evidence to clearly demonstrate that either one of the reasons above has been met, or the overall circumstances justify remission.

Until such time as the application fee is either paid or remitted, your request does not constitute a request for the purposes of the *FOI Act* and there is no obligation on the Authority to process your request.

Processing charges

In addition to the application fee, the *FOI Act* provides that additional charges may be payable for processing the request. The Authority may decide to remit, reduce or not impose fees and charges for any reason, including if grounds of financial hardship or general public interest can be established by the applicant.

If any difficulty arises in identifying a document or in providing access in the form requested, an officer of the Authority will contact you with a view to resolving the difficulty.

Correction of personal records

The *FOI Act* provides that a person can apply to the Authority to request that a document in its possession be amended or annotated if he/she has lawfully obtained access to the document, and it contains personal information about him/her that:

- (a) Is incomplete, incorrect, out of date or misleading
- (b) Has been used, is being used, or is available for use by the Authority for an administrative purpose.

Enquiries about corrections of personal records can be made to the FOI Officer.

Further information

If you require further information about the freedom of information process, please contact:

The FOI Officer
c/- Legal Services Unit
Great Barrier Reef Marine Park Authority
PO Box 1379
Townsville Qld 4810

Telephone: (07) 4750 0700
Facsimile: (07) 4772 6093

Further information can also be obtained by visiting the Attorney-General's Department website at www.ag.gov.au/www/agd/agd.nsf/page/Freedom_of_Information.

Appendix 4: Consultancy Services

Twenty-five new consultancy services contracts over \$10,000 were let during 2006-07 including research consultancies, consultancies for improvements in management practices, information management and more effective community engagement. Total expenditure for new consultancy services contracts over \$10,000 was \$2,018,862. Eleven ongoing consultancy services contracts were active in the reporting year. Total expenditure for ongoing consultancy services contracts over \$10,000 was \$606,045 including \$363,000 on monitoring the Reef Water Quality Protection Plan.

In accordance with the Authority's purchasing guidelines and depending on the estimated value of the tender, the selection and engagement of consultants may involve public tender, select tender, or where appropriate, direct engagement of a recognised and pre-eminent expert. Consultants are engaged when specialist expertise is not available within the Authority or where an independent assessment is considered desirable.

A large proportion of research had previously been outsourced to the CRC Reef Research Centre, principally through the financial contribution of \$13.2 million over seven years commencing in

1999-2000. Field management of the Marine Park is implemented through the Day-to-Day Management Programme, the majority of which is carried out by Queensland Government agencies.

✓ Boab Interactive Pty Ltd	\$ 1,628
✓ Digital Dimensions	\$ 4,730
✓ Down South Design	\$ 5,383
✓ Extremely Graphic	\$ 8,586
✓ Treasure Studios	\$ 1,461
✓ See-Saw Illustration and Design	\$ 6,554
✓ RTM Pty Ltd	\$ 8,025
✓ McGregor Marketing Group	\$ 292
The Editor's Office	\$ 2,750
✓ Sheridan, Watman and Friends	\$ 4,847
✓ Skyline Display	\$ 18,305
Sitespecific Pty Ltd	\$ 1,056
✓ Verve Design	\$ 660

Table 9: Creative agencies used 2006-07

Colmar Brunton Social Research	\$ 206,094
Access Economics	\$ 51,622
✓ AEC Group Limited	\$ 34,994
Office of Economic and Social Research	\$ 14,490

Table 10: Market research and polling organisations used 2006-07

RACQ	\$ 4,070
------	----------

Table 11: Direct mail organisations used 2006-07

✓ Townsville Community Broadcasting	\$ 16,654
Australian Tourist Publication	\$ 5,103
Sampson Communications	\$ 1,320
✓ HMA Blaze Pty Ltd	\$ 463,195
Island Impressions	\$ 3,511
✓ Macquarie Regional Radio	\$ 4,482
North Australian Publishing Company	\$ 6,745
Coastline Newspaper Group	\$ 695
The Tully Times	\$ 700
Reflections Media Pty Ltd	\$ 5,280
Seven Network	\$ 110
Southern Cross Broadcasting	\$ 242
Tourism Queensland	\$ 2,915
Mackay Daily Mercury	\$ 660
Hallmark Editions	\$ 396
EmailMedia Aldgate	\$ 330

Table 12: Media advertising organisations used 2006-07

Appendix 5: Staffing Overview

Staff Overview as at 30 June 2007

Classification	ONGOING EMPLOYEES					NON-ONGOING EMPLOYEES				
	Female		Male		Total	Female		Male		Total
	F/T	P/T	F/T	P/T		F/T	P/T	F/T	P/T	
APS1	1	0	1	0	2	0	0	0	0	0
APS2	10	6	5	0	21	2	0	1	0	3
APS3	10	2	4	0	16	2	0	1	0	3
APS4	14	1	6	0	21	3	0	0	0	3
APS5	15	0	4	0	19	4	0	6	0	10
APS6	9	4	16	0	29	3	0	6	0	9
EXEC1	17	1	23	0	41	0	0	0	0	0
EXEC2	3	2	11	0	16	0	0	0	0	0
SES1	0	0	0	0	0	0	0	0	0	0
SES2	0	0	1	0	1	0	0	1	0	1
CEO	0	0	0	0	0	1	0	0	0	1
Total	79	16	71	0	166	15	0	15	0	30

As at June 30 2007 the total number of employees = 196

Table 13: Employees of the Great Barrier Reef Marine Park Authority as at 30 June 2007

Equal Employment Opportunity figures as at 30 June 2007

Classification	Total	Women	ATSI	NESB	NESB1	NESB2	PWD
CEO	1	1 (100%)	0 (0%)	0 (0%)	0 (0%)	0 (0%)	0 (0%)
APS1	2	1 (50%)	0 (0%)	0 (0%)	0 (0%)	0 (0%)	0 (0%)
APS2	24	18 (75%)	1 (4.2%)	3 (16.6%)	2 (8.3%)	2 (8.3%)	0 (0%)
APS3	19	14 (73.7%)	0 (0%)	1 (5.3%)	1 (5.3%)	1 (5.3%)	1 (5.3%)
APS4	24	18 (75%)	2 (8.3%)	5 (20.8%)	4 (16.6%)	4 (16.6%)	1 (4.2%)
APS5	29	19 (65.5%)	1 (3.4%)	5 (16.3%)	2 (6.9%)	3 (10.3%)	1 (3.4%)
APS6	38	16 (43.5%)	3 (7.7%)	3 (7.7%)	3 (7.7%)	3 (7.7%)	1 (2.5%)

continues over page

continued from previous page

Classification	Total	Women	ATSI	NESB	NESB1	NESB2	PWD
EL1	41	18 (43.9%)	2 (4.9%)	6 (14.6%)	4 (9.7%)	3 (7.3%)	1 (2.4%)
EL2	16	5 (31.3%)	0 (0%)	1 (6.3%)	1 (6.3%)	0 (0%)	0 (0%)
SES1	0	0 (0%)	0 (0%)	0 (0%)	0 (0%)	0 (0%)	0 (0%)
SES2	2	0 (0%)	0 (0%)	0 (0%)	0 (0%)	0 (0%)	0 (0%)
Total	196	110 (56.1%)	9 (4.6%)	23 (11.7%)	17 (8.7%)	16 (8.2%)	5 (2.6%)

Table 14: Representation of EEO groups within salary levels as at 30 June 2007

ATSI (Aboriginal or Torres Strait Islander)

NESB (Non-English Speaking Background)

NESB1 (Non-English Speaking Background, second generation (Mother))

NESB2 (Non-English Speaking Background, second generation (Father))

PWD (People with a disability)

Appendix 6: Occupational Health and Safety

Commitment

The Authority is committed to providing a safe and healthy environment for all employees and visitors to the workplace. In 2006-07, the Authority maintained its occupational health and safety framework with a full-time Occupational Health and Safety Officer incorporating responsibility for diving activities.

Activities

Activities undertaken to facilitate improvement in health and safety included:

- Provision of induction training for supervisors on occupational health and safety to enable them to effectively undertake their duties
- Increased members of the Health and Safety Committee
- Training in risk management processes for staff and supervisors
- Installation of Occupational Health and Safety noticeboards
- Review and upgrading of workplace inspection and reporting systems
- Workstation ergonomic assessments by qualified occupational therapists
- Investigation into the development of a Health and Wellbeing programme for staff
- Provision of Influenza injections for requesting staff
- Training for staff undertaking development of a Health and Safety Management Arrangement to comply with the *Occupational Health and Safety Act 1991*

- Notification to staff of changes to the *Safety Rehabilitation and Compensation Act 1988*
- Development of induction process and enhanced record keeping
- Remote Area First Aid training for Field Officers
- Development of in-house training in Senior First Aid and Advanced Resuscitation
- Training and certification in specified plant use
- Review of health screening procedures
- Review of reporting procedures for incident notification
- Promoting greater staff awareness through development of Intranet site to include Occupational Health and Safety news
- Development of Vessel Operations Manual
- Training undertaking in Occupational Health and Safety at Sea to conform with the *Transport Operations (Maritime Safety) Regulation 2004*
- Development of protocols for diving activities, records, equipment servicing and consultation
- Review of diving reporting and inductions
- Purchase of equipment to improve diving safety
- Training of divers to increase qualifications and experience
- Conduct of diver rescue skills reviews
- Conduct of Diver Safety Meetings and specific training for Dive Supervisors.

Statistics

In 2006-07, employees of the Authority lodged 26 incident reports; three claims for compensation were accepted and three claims for compensation were unsuccessful. Most incidents were of a minor nature.

Appendix 7: Staff Papers from the Authority during 2006-07

The following staff papers were published or presented during 2006-07. Copies are available from either the website of the Great Barrier Reef Marine Park Authority (www.gbrmpa.gov.au) or from the Library and Image Services.

Published Papers

Crowder, L.B., Osherenko, G., Young, O.R., Airame, S., Norse, E.A., Baron, N., Day, J.C., Douvère, F., Ehler, C.N., Halpern, B.S., Langdon, S.J., McLeod, K.L., Ogden, J.C., Peach, R.E., Rosenberg, A.A. and Wilson, J.A. 2006, 'Resolving mismatches in U.S. ocean governance', *Science* 313: 617-618.

Day, J. 2006, 'Marine protected areas', in *Managing protected areas: a global guide*, eds M. Lockwood, G. Worboys, A. Kothari, Earthscan, London, p. 603-634.

Day, J.C. and Laffoley, D. d'A. 2006, *Self-assessment checklist for building networks of MPAs*, World Commission on Protected Areas IUCN, Gland, <http://www.iucn.org/themes/wcpa/biome/marine/checklist.html> (accessed 17 August 2007).

Day, J.C., Senior, J., Monk, S. and Neal, W. (eds) 2007, *First International Marine Protected Areas Congress, 23-27 October 2005, conference proceedings: IMPAC1 2005*, IMPAC1, Geelong, Victoria, [online] <http://www.impaccongress.org/> (accessed 17 August 2007).

Dobbs, K. 2007, *Marine turtle and dugong habitats in the Great Barrier Reef Marine Park used to implement biophysical operational principles for the Representative Areas Program*, Great Barrier Reef Marine Park Authority, Townsville, 31p.

Goudkamp, K. 2006, 'Summary of the Great Barrier Reef Marine Park Authority's research and monitoring needs and overlap with a Great Barrier Reef Ocean Observation System (GBROOS)', in *The adoption of sensor networks by coastal managers: workshop proceedings, Townsville 5th December 2006*, Coral Reef Environmental Observatory Network, Townsville, pp. 37-42, <http://www.coastalzone.net> (accessed 24 May 2007).

Haynes, D., Brodie, J., Waterhouse, J., Bainbridge, Z., Bass, D. and Hart, B. 2007, 'Assessment of the water quality and ecosystem health of the Great Barrier Reef (Australia): conceptual models', *Environmental Management* (in press).

Hilbert D.W., Hughes L., Johnson J.E., Lough J.M., Low T., Pearson R.G., Sutherst R.W. and Whittaker S. 2007, *Biodiversity conservation research in a changing climate: workshop report: research needs and information gaps for the implementation of the key objectives of the National Biodiversity and Climate Change Action Plan*, Commonwealth of Australia, Canberra.

Hoey, J., McCormick, M.I. and Hoey, A.S. 2007, 'Influence of depth on sex-specific energy allocation patterns in a tropical reef fish', *Coral Reefs* (in press).

Marshall, N. and Marshall, P. 2007, 'Conceptualizing and operationalizing social resilience within commercial fisheries in Northern Australia', *Ecology and Society* 12(1): 1, [online] <http://www.ecologyandsociety.org/vol12/iss1/art1/>

Marshall, P. and Schuttenberg, H. 2006, 'Adapting coral reef management in the face of climate change', in *Coral reefs and climate change: science and management*, eds J. Phinney, O. Hoegh-Guldberg, J. Kleypas, W. Skirving and A. Strong, American Geophysical Union, Washington DC, p. 223-241.

Russell, M. 2006, 'Leopard coral grouper (*Plectropomus leopardus*) management in the Great Barrier Reef Marine Park, Australia', *SPC Live Reef Fish Information Bulletin* 16: 10-12.

Shu, L., Schneider, P., Jegatheesan, V. and Johnson, J. 2006, 'An economic evaluation of phosphorus recovery as struvite from digester supernatant', *Bioresource Technology* 97(17): 2211-2216.

Skeat, A., Mulqueeny, L., Skeat, H. and Briggs, C. 2006, 'Managing tourism visitor experiences in marine settings: the Great Barrier Reef Marine Park', *Parks* 16(2): 41-46.

Skeat, A. and Skeat, H. 2007, 'Tourism on the Great Barrier Reef: a partnership approach', in *Tourism and protected areas: benefits beyond boundaries: the Vth IUCN World Parks Congress*, eds R. Bushell and P. Eagles, CABI Publishing, Oxfordshire, p. 315-328.

Smith, A., Foster, T., Corcoran, E., Monkivitch, J. 2007, 'Dredging and material relocation in sensitive coral environments', in Proceedings of the 18th World Dredging Congress WODCON XVIII, 27 May - 1 June 2007, Lake Buena Vista, Florida, p. 945-955.

Young, O.R., Osherenko, G., Ekstrom, J., Crowder, L.B., Ogden, J., Wilson, J.A., Day, J.C., Douvère, F., Ehler, C.N., McLeod, K., Halpern, B.S. and Peach, R. 2007, 'Solving the crisis in ocean governance: place-based management in marine ecosystems', *Environment, Science and Policy for Sustainable Development* 49(4): 20-32.

Presentations

Anthony, S. and Thomas, S. 2007, 'An unfinished symphony... the science of creating a coral reef on land', presented to Australian Festival of Chamber Music 2007 Reef Talk Series, Townsville, 6-15 July 2007.

Atkinson, M. 2006, 'Management of the coral fishery in the Great Barrier Reef Marine Park (GBRMP)', presented to Australian Coral Reef Society Conference: coral reef research – from the seas to the skies, Mission Beach, 18-20 August 2006.

Audas, D.-M. 2006, 'Implementing the Reef Water Quality Protection Plan: an end-of-catchment perspective', presented to Catchments to Coast: Australian Marine Sciences Association and the Society of Wetland Scientists Joint Annual Meeting, Cairns Convention Centre, Cairns, 9–13 July 2006.

Audas, D.-M. 2006, 'Queensland Wetlands Program', presented to Catchments to Coast: Australian Marine Sciences Association and the Society of Wetland Scientists Joint Annual Meeting, Cairns Convention Centre, Cairns, 9-13 July 2006.

Audas, D.-M. 2007, 'Queensland Wetlands Program: Wetlands Curriculum', presented to Stuart Creek Community Stakeholders about Great Barrier Reef Coastal Wetlands Protection Program, Townsville, 26 April 2007.

Audas, D.-M. 2007, 'Queensland Wetlands Program: your mission', presented to Launch of Wetlands School Curriculum Project at Townsville Central State School, Townsville, 2 February 2007.

Audas, D.-M. 2007, 'Queensland Wetlands Program', presented to Burdekin Dry Tropics Natural Resource Management Agency for World Wetlands Day, Townsville, 2 February 2007.

Audas, D.-M. 2007, 'Queensland Wetlands Program: overview and aims', presented to Cairns, Rockhampton, and Mackay Natural Resource Management Boards for the Implementation of the Water Quality Decision Support System, July 2007.

Bishop, M. 2006, 'Creating enforceable regulations. Case study: the strategic approach to compliance in the Great Barrier Reef Marine Park', presented to International Tropical Marine Ecosystems Management Symposium (ITMEMS), Cozumel, Mexico, 16-20 October 2006.

Briggs, D. 2007, 'Managing the Great Barrier Reef', presented to Probus Club of Townsville, 4 June 2007.

Briggs, D. and Day, J. 2007, 'Visitor information centres roles in protecting the Great Barrier Reef', presented to Northern Region Visitor Information Centre Volunteers Conference, Tully, 12 February 2007.

Bromley, D. and Day, J. 2006, 'The Great Barrier Reef Marine Park: a working example of ecosystem-based management and ocean zoning', presented to 3rd Meeting of the National Center for Ecological Analysis and Synthesis on Ocean Zoning, Santa Barbara, USA, August 2006.

Bushell, R. and Mulqueeny, L. 2006, 'The Great Barrier Reef Marine Park & World Heritage Area', presented to United Nations Environment Programme Exploratory Workshop on Linking Tourism and Conservation - A Finance Initiative for Protected Areas, Ardenal, Norway, 12-13 May 2007.

Charters, T. and Mulqueeny, L. 2007, 'Conservation through partnership', presented to Global Ecotourism Conference, Oslo, Norway, 14-16 May 2007.

Davies, S.M. 2007, 'Report on activities of the IODE Groups of Experts: IODE Group of Experts on Marine Information Management', presented to IOC Committee on International Oceanographic Data and Information Exchange (IODE), 19th Session, Abdus Salam International Centre for Theoretical Physics, Trieste, Italy, 12-16 March 2007.

Davies, S.M. 2007 'Report on Pacific Island region: current issues and future suggested directions', presented to IOC Committee on International Oceanographic Data and Information Exchange (IODE), 19th Session, Abdus Salam International Centre for Theoretical Physics, Trieste, Italy, 12-16 March 2007.

Davies, S.M. 2007, 'Future strategy and structure for IODE Groups of Experts: report to IODE XIX by Chairs of Groups of Experts', presented to IOC Committee on International Oceanographic Data and Information Exchange (IODE), 19th Session, Abdus Salam International Centre for Theoretical Physics, Trieste, Italy, 12-16 March 2007.

Day, J. 2006, 'Monitoring, evaluation and adaptation in marine spatial planning ... lessons learned over 30 years of ecosystem-based, adaptive management', presented to Unesco/IOC International Workshop on Marine Spatial Planning, Paris, France, 8-10 November 2006, [online] <http://ioc3.unesco.org/marinesp/files/Presentation%20Jon%20Day.pdf> (accessed 17 August 2007).

Day, J. 2006, 'The Great Barrier Reef Marine Park: an example of ecosystem-based management and ocean zoning', presented to California Society of Conservation Biology, Santa Barbara, USA, 26-30 June 2006.

Day, J. 2006, 'The Great Barrier Reef and TUMRAs', presented to Queensland Office of Indigenous Policy Co-ordination Board of Management, Brisbane, 6 September 2006.

Day, J. 2006, 'Rezoning the Great Barrier Reef: the relative roles of scientific knowledge, public participation and political support', presented to California and the World Ocean '06: Implementing the Vision for Ocean and Coastal Protection Conference, Long Beach, California, 17-20 September 2006.

Day, J. 2006, 'The Great Barrier Reef Marine Park: a working example of ecosystem-based management and ocean zoning', presented to California and the World Ocean '06: Implementing the Vision for Ocean and Coastal Protection Conference, Long Beach, California, 17-20 September 2006.

Day, J. 2006, 'Spatial and temporal ocean planning and management: lessons learned after 25 years of managing the world's most complex marine ecosystem', presented to California and the World Ocean '06: Implementing the Vision for Ocean and Coastal Protection Conference, Long Beach, California, 17-20 September 2006.

Day, J. 2007, 'The Great Barrier Reef Marine Park and World Heritage: a working example of ecosystem-based management and large scale ocean planning', presented to Master Class in Heritage Management, Paris, France, January 2007.

Day, J. 2007, 'Periodic reporting for World Heritage: proposed list of factors affecting World Heritage', presented to World Heritage Workshop, Paris, France, January 2007.

Day, J. 2007, 'Indicators: their application for marine protected area management', presented to World Heritage Workshop, Paris, France, January 2007.

Day, J. 2007, 'Marine spatial planning in Australia: lessons learned regarding ecosystem-based management and ocean zoning', presented to Ocean Protection Council (OPC) Meeting, Santa Monica, California, February 2007.

Day, J. 2007, 'IUCN categories: their application in MPAs', presented to World Commission on Protected Areas (WCPA) Marine Summit, Washington DC, April 2007.

Day, J. 2007, 'Priority 4: Developing good practice for MPAs and MPA networks', presented to World Commission on Protected Areas (WCPA) Marine Summit, Washington DC, April 2007.

Day, J. 2007, 'Lessons learned: 30 years managing the Great Barrier Reef: ecosystem-based management and large scale ocean zoning', presented to New Zealand Department of Conservation, Wellington, New Zealand, June 2007.

Day, J. 2007, 'The Great Barrier Reef Marine Park; a working example of ecosystem-based management and ocean zoning', presented to 31st Session of Unesco World Heritage Committee Meeting, Christchurch, New Zealand, 30 June 2007.

Day, J. 2007, 'Rezoning the Great Barrier Reef: the relative roles of scientific knowledge, public participation and political support', presented to Oceans Forum: Science, Public Participation and Political Support, Wellington, New Zealand, 27 June 2007.

Day, J. and Turner, C. 2007, 'Sea country partnerships', presented to Department of Environment and Water Resources Indigenous Portfolio Leadership Group, Canberra, 16 May 2007.

Goudkamp, K. 2006, 'GBRMPA's research and monitoring needs and GBROOS', presented to The Adoption of Sensor Networks by Coastal Managers Workshop, Australian Institute of Marine Science, Townsville, 5 December 2006.

Hassall, J. 2006, 'Environmental Management Plan (EMP) for water pipeline', presented to Environmental Impact Management Workshop, Townsville, 28 April 2006.

Honchin, C. 2007, 'Great Barrier Reef Marine Park: assets and guidelines', presented to Fitzroy Basin Association, Rockhampton, 31 January 2007.

Honchin, C. 2007, 'Impacts of sediment and nutrients on the Great Barrier Reef lagoon', presented to Burdekin Dry Tropics River Management in North Queensland Workshop Forum, Townsville, 28-30 March 2007.

Jackson, L., Barry, G. and Sweeney, M. 2007, 'Managing Indigenous rights and interests in the GBRMP', presented to Caring for Country Course, James Cook University, Townsville, 12 February 2007.

Jackson, L., Barry, G. and Sweeney, M. 2007, 'Managing Indigenous rights and interests in the GBRMP', presented to Manbarra Field Trip, Palm Islands, 28 May 2007.

Johnson, J. 2006, 'Coral reefs in hot water: climate change and the Great Barrier Reef', presented to James Cook University Class 'Coral Reef Biology', March 2006.

Koloi, P. and Thomas, K. 2006, 'Environmental management plans: reef pontoons', presented to Environmental Impact Management Workshop, Townsville, 28 April 2006.

Marshall, P. 2006, 'From scepticism to action: climate change and the future of coral reef management', presented to National Oceanic and Atmospheric Administration (NOAA), Washington DC, USA, August 2006.

Marshall, P. 2007, 'Coral bleaching on the Great Barrier Reef: a synopsis and prognosis', presented to James Cook University Intensive Course 'Current Management Issues', Townsville, July 2007.

Maynard, J. 2006, 'POAMA model applications for the Coral Bleaching Response Plan', presented to Bureau of Meteorology Research Centre Seasonal Working Group, Melbourne, December 2006.

Michalek-Wagner, K. 2007, 'From chemical chaos to ecological synergy: the science behind creating a coral reef on land', presented to 1st International Symposium for Coral Husbandry in Public Aquaria, Burgers' Zoo, Arnhem, the Netherlands, 16-21 April 2007.

Miller, D. 2006, 'Interpretation: making the difference', presented to Savannah Guides School, Townsville, 28 October 2006.

Miller, D. 2006, 'How certified SCUBA divers value coral reef environments', presented to Urban Nature Youth Ecotourism Forum, Townsville, 31 October 2006.

Molloy, F. 2006, 'Indicators of reef health from a management perspective', presented to Marine and Tropical Sciences Research Facility (MTSRF) Integrated Report Card Workshop, Australian Institute of Marine Science, Townsville, 28 November 2006.

Molloy, F. 2006, 'Rezoning monitoring', presented to Queensland National Parks and Wildlife Service Meeting, Townsville, 12 December 2006.

Molloy, F., Monkivitch, J., Smith, A., Brunner, B., 2006, 'Hay Point: water quality monitoring for management: lessons learned,' presented to Association of Australian Ports and Marine Authorities Meeting, Townsville, 9 August 2006.

Monkivitch, J. 2006, 'Environmental management plans', presented to Environmental Impact Management Workshop, Townsville, 28 April 2006.

Monkivitch, J. 2007, 'Development of guidelines for the management of artificial reefs in the GBRMP', presented to Local Marine Advisory Chairs Conference, Townsville, 15 February 2007.

Monkivitch, J. 2006, 'Constructed reefs: a perspective from the Great Barrier Reef, Australia', presented to International Forum on the Future Development of Constructed Reefs in Taiwan, Taipei, 11 September 2006.

Müller, J., Muller, R., Shaw, M., Tang, J., Stephens, S., Bartkow, M., Tan, B., Komarova, T., Leusch, F., Chapman, H., Hyne, R., Mortimer, M., Haynes, D., Goddard, J. and Story P. 2006, 'Monitoring chemical pollutants in water using passive sampling techniques with chemical or toxicological evaluation', presented to Catchments to Coast: Australian Marine Sciences Association and the Society of Wetland Scientists Joint Annual Meeting, Cairns Convention Centre, Cairns, 9-13 July 2006.

Mulqueeny, L. 2006, 'High standards: the new bottom line', presented to Tourism Futures Conference, Melbourne, 4-6 December 2006.

Peut, S. 2006, 'Introduction to the Hinchinbrook area', presented to JCU Course on 'Management of Marine Protected Areas', James Cook University, Townsville, 15 February 2006.

Schluter, L. 2006, 'Eco cruising in the Great Barrier Reef: it's not the size but what you do with it that counts', presented to Ecotourism Australia 2006: Building on Natural Advantages Conference, Townsville, 2 November 2006.

Schuttenberg, H. 2006, 'A reef manager's guide to coral bleaching', presented to Australian Coral Reef Society Conference: coral reef research - from the seas to the skies, held at Mission Beach, 18-20 August 2006.

Schuttenberg, H., Skeat, A., and Marshall, P. 2007, 'Managing coral reefs in the face of climate change', presented to James Cook University Intensive Course 'Current Management Issues', Townsville, July 2007.

Skeat, A., 'Ensuring sustainable tourism in the Great Barrier Reef Marine Park', presented to 11th Annual Conference of Parliamentary Environment and Public Works Committees, Cairns, 24-27 July 2006.

Skeat, A. 2006, 'Ensuring partnerships: the Reef experience', presented at Parks and Protected Areas Management Congress, Queanbeyan, 2-3 August 2006.

Skeat, A. 2006, 'Adapting coral reef management in the face of climate change', presented to International Tropical Marine Ecosystems Management Symposium (ITMEMS), Cozumel, Mexico, 16-20 October 2006.

Skeat, A. 2006, 'Climate change, the Great Barrier Reef and marine tourism: charting a sustainable future', presented to 21st Century Responses to 21st Century Reality: 5th National Conference on Tourism Futures, Melbourne, 4-6 December 2006.

Skeat, A. 2007, 'Climate change and the Great Barrier Reef: impacts and actions', presented to Australian Sugar Milling Council, Townsville, Queensland, June 2007.

Skeat, H. 2006, 'Setting the standard in marine park tourism', presented to 2nd Australian Wildlife Tourism Conference, Fremantle, 13-15 August 2006.

Skeat, H. and Bonanno, V. 2006, 'Assessing the risks of a high standard partnership', presented to Ecotourism Australia 2006: Building on Natural Advantages Conference, Townsville, Australia, 30 October to 3 November 2006.

Smith, A. 2006, 'EMP knowledge test, context of EMP and EIM', presented to Environmental Impact Management Workshop, Townsville, 28 April 2006.

Smith, A. 2006, 'Future policy directions and trends for management of MPAs and WHAs', presented to Defence Environmental Conference, Canberra, 7-9 November 2006.

Smith, A. 2007, 'Leadership in environmental assessment, lessons learned and innovations from 30 years management of the GBRMP', presented to Innovations in Environmental Assessment Forum, National Museum of Australia, Canberra, 10-11 May 2007.

Smith, A., Foster, T., Corcoran, E., Monkivitch, J. 2007, 'Dredging and material relocation in sensitive coral environments', presented to the 18th World Dredging Conference WODCON XVIII, Lake Buena Vista, Florida, 27 May - 1 June 2007.

Smith, A., Monkivitch, J., Koloi, P., Hassall, J., Dunn, J., Gerhardt, K. and Brugmann, T. 2006, 'Challenges and successes of Environmental Impact Management in the world's largest marine park', presented to 2006 Environment Institute of Australia and New Zealand Conference, Adelaide, 17-20 September 2006.

Smith, A., Monkivitch, J., Koloi, P., Thomas, K., Hassall, J. and Koskela, R. 2006, 'Summary of main points from Environmental Management Plan (EMP) Workshop', presented to Environmental Impact Management Workshop, Townsville, 28 April 2006.

Tanzer, J. 2006, 'Managing staff in remote areas', presented to Environment and Heritage Senior Executive Service Portfolio Conference, Sydney, 18-20 September 2006.

Tanzer, J. 2006, 'The role of science and research in the protection and management of the Great Barrier Reef', presented to Great Barrier Reef Research Foundation, Palm Cove, 22 November 2006.

Tanzer, J. 2006, 'Public education for preservation and protection of the Great Barrier Reef', presented to 4th Annual Australia-Japan Forum, JAMSTEC, Yokosuka, Japan, 11 September 2006.

Tanzer, J. 2007, 'Lessons learned from 30 years of managing the Great Barrier Reef Marine Park', presented to 6th International Science and the Management of Protected Areas (SAMPAA) Conference, Nova Scotia, Canada 21-26 May 2007.

Turner, C. 2006, 'GBRMPA Indigenous Partnerships Programs', presented to JCU Course on 'Caring for Country', James Cook University, Townsville, 13 February 2006.

Turner, C. 2006, 'Celebration of the Girringun Traditional Use of Marine Resources Agreement (TUMRA)', presented to the Celebration Ceremony of the Girringun Traditional Use of Marine Resources Agreement (TUMRA), Townsville, 31 August 2006.

Vains, J. and Mackenzie, D. 2006, 'Reef Guardian Councils Programme', presented to Health and Environment Services Regional Organisation of Councils, Townsville, 17 August 2006.

Vains, J. 2006, 'Reef Guardian Councils Programme', presented to Reef Guardian Council Steering Committee Workshop, Townsville, 17 August 2006.

Vains, J. 2007, 'Reef Guardian Councils', presented to Livingstone, Burdekin and Hinchinbrook Shires Councils, Yeppoon, Ingham and Ayr, March – June 2007.

Vains, J. 2007, 'Reef Guardian Councils and coastal development', presented to Queensland Environmental Protection Agency, Townsville, April 2007.

Verrier, F., Bass, D., Haynes, D., Honchin, C., Goonrey, J. and Yorkston, H. 2006, 'Implementing the Reef Water Quality Protection Plan: an end-of-catchment perspective', presented to Catchments to Coast: Australian Marine Sciences Association and the Society of Wetland Scientists Joint Annual Meeting, Cairns Convention Centre, Cairns, 9–13 July 2006.

Verrier, F. and Whan, H., 2006, 'Reef Plan: a cooperative whole of catchment approach to improved water quality for the Great Barrier Reef [poster]', presented to Catchments to Coast: Australian Marine Sciences Association and the Society of Wetland Scientists Joint Annual Meeting, Cairns Convention Centre, Cairns, 9–13 July 2006

Wachenfeld, D. 2006, 'Science to support natural resource management in the Great Barrier Reef', presented to Catchments to Coast: Australian Marine Sciences Association and the Society of Wetland Scientists Joint Annual Meeting, Cairns Convention Centre, Cairns, 9–13 July 2006

Wachenfeld, D., McCook, L., Molloy, F., Innes, J. and Chin, A. 2007, 'The role of science and research in the management of the Great Barrier Reef', presented to Department of Environment and Water Resources, Canberra, 8 February 2007.

Wang, L., Islam, A., Smith, C., Reddy, S., Lewis, A. and Smith, A. 2006, 'Operational monitoring of sediment plumes produced by dredging at Hay Point, Qld using satellite remote sensing', presented to 13th Australasian Remote Sensing and Photogrammetry Conference (ARSPC), National Convention Centre, Canberra, 20–24 November 2006.

Yorkston, H. 2006, 'Water quality, coastal development and the Great Barrier Reef', presented to Water Quality Coastal Development Northern Region Co-ordination Group, Townsville, 10 October 2006.

Yorkston, H. 2007, 'Monitoring and target setting for herbicides/pesticides in the Great Barrier Reef and the role of the Reef Water Quality Protection Plan', presented to Australian Pest and Veterinary Medicine Authority Board Meeting, Cairns, 3 May 2007.

Yorkston, H., 'Reef Guardian Councils', presented to Reef Plan Intergovernmental Operational Committee Meeting with Reef Plan Stakeholders, Brisbane, 7 June 2007.

Appendix 8: Ecologically Sustainable Development and Environmental Performance

Section 516A of the *Environment Protection and Biodiversity Conservation Act 1999 (the EPBC Act)* requires Australian Government organisations to include in their annual reports details of the organisation's contribution to ecologically sustainable development as well as the environmental performance of the organisation. Section 516A also promotes development of a framework that integrates environmental, economic and social considerations and helps improve the environmental and ecologically sustainable development performance of Australian Government agencies.

The following is a summary of activities by the Authority in 2006-07 in accordance with section 516A of the *EPBC Act*. This summary has been prepared in accordance with *Global Reporting Initiative Sustainability Reporting Guidelines 2002*.

1. How the activities of the organisation, and the administration of legislation by the organisation, accord with the principles of ecologically sustainable development (section 516A(6)(a))

The following activities of the Authority accord with the principles of ecologically sustainable development:

- Administering and enforcing the *Great Barrier Reef Marine Park Authority Act 1975*, which explicitly recognises these principles
- Working with the Department of the Environment and Water Resources, other agencies and stakeholders to promote ecologically sustainable development focussed on:
 - Ensuring the long term protection, ecologically sustainable use, understanding and enjoyment of the Great Barrier Reef through the care and development of the Great Barrier Reef Marine Park
 - Providing policy advice to the Minister for the Environment and Water Resources to ensure that the Authority's environment policies are mutually supportive.

The following activities accord with the principle of integrating environmental, social, and economic considerations:

- Ensuring the long-term sustainability of biodiversity of the Great Barrier Reef by continuing to implement the Zoning Plan introduced on 1 July 2004, in consultation with stakeholders, communities and agencies
- Implementing monitoring and assessment programmes flowing from the Reef Water Quality Protection Plan (Reef Plan), an intergovernmental agreement that aims to halt and reverse the decline in water quality entering the Great Barrier Reef within 10 years – closely collaborating with other Australian Government agencies and the Queensland Government to further the sustainability objectives of the Reef Plan
- In conjunction with the Australian Department of the Environment and Water Resources, and the Queensland Fisheries Service, the Authority has contributed to the continuation of, and consultation on improvements to, a wide range of fisheries management initiatives during 2006-07
- In partnership with Australian and Queensland Government enforcement agencies, the Authority maintained the level of its compliance operations during 2006-07, resulting in

detection and fines against illegal activities in the Marine Park

- Continued the Authority's outreach to the community, through the Community Partnerships initiative with five regional offices to deliver a regionally focussed community partnership programme.

The following activities accord with the principles of ecologically sustainable development, especially by employing or promoting the use of the precautionary principle:

- Making decisions under the *Great Barrier Reef Marine Park Act 1975* (section 39Z).

The following activities accord with the principles of ecologically sustainable development by aiming to promote conservation of the environment for the benefit of future generations:

- Contributing to the conservation of biodiversity, including:
 - Improving information on the quality and extent of the Great Barrier Reef's water quality through the Reef Plan
 - Developing a comprehensive monitoring and reporting mechanism for the Reef Plan
 - Developing a community monitoring programme for monitoring of the conservation and heritage values of the Great Barrier Reef for future generations
 - Updating the Operational Policy on whale and dolphin conservation in the Great Barrier Reef Marine Park
 - Updating the *State of the Reef Report*
- Contributing to the conservation of biodiversity in marine ecosystems including through implementing the Representative Areas Programme
- Contributing to the conservation of river systems through:
 - The Reef Plan
 - Providing advice and assistance for the permit system under the *Environment Protection (Sea Dumping) Act 1981*
 - Implementing the ban on the use of antifouling paints on ships in the Great Barrier Reef
 - Identifying and conserving natural, historic and cultural heritage in the Great Barrier Reef, including the traditional use of marine resource agreements with Traditional Owners and communities
 - Public education through a wetlands exhibit at the Reef HQ Aquarium
- Protecting the World Heritage values of Australia's Great Barrier Reef through:
 - Regulation, including the consideration of proposed actions predominantly in, or adjacent to, the Great Barrier Reef and the Wet Tropics of Queensland
 - Identifying an inventory of areas of interest for the National Heritage Strategy Inventory.
- Working in partnership with stakeholder groups, including:
 - Collaborating with the International Coral Reef Initiative to provide assistance to the international community to promote the conservation of coral reefs through the Global Reef Coral Monitoring Network and the International Coral Reef Initiative Action Network
 - Working with CapReef, a community initiative to monitor changes following the rezoning of the Great Barrier Reef Marine Park

- Working with Traditional Owners to develop sustainable traditional use of marine resources practices

The following activities accord with the principles of ecologically sustainable development by aiming to improve valuation, pricing and incentive mechanisms:

- Assisting in the development of the structural adjustment package for the Representative Areas Programme for the Great Barrier Reef Marine Park
- Implementing an accreditation programme for tourism operators
- Working in partnership with Great Barrier Reef businesses and industry to improve valuation by industry to include environmental and social costs and benefits activities in 2006-07 included:
 - Developing an accounting framework to measure the commercial values of the Great Barrier Reef
 - Continuing the partnership with industry associations through community monitoring programmes.

2. How the outcomes specified in a relevant Appropriations Act contribute to ecologically sustainable development (section 516A(6)(b))

The Department of the Environment and Water Resources Portfolio Budget Statement, Part C, section 2 - Great Barrier Reef Marine Park Authority - lists environmental outcomes for the Authority for 2006-07, as follows:

Group	Outcomes
Conservation, Heritage and Indigenous Partnerships	Natural, traditional and cultural values of the Great Barrier Reef Marine Park protected and World Heritage obligations are met
Water Quality and Coastal Development	Protection of the Great Barrier Reef from the adverse effects of water pollution and coastal development
Fisheries	Progress towards ecologically sustainable fisheries in the Great Barrier Reef Marine Park and World Heritage Area
Tourism and Recreation	Ecologically sustainable tourism and recreation use of the Great Barrier Reef Marine Park provided for in partnership with the community and industry
Park Management	Planning, assessment and permitting arrangements delivered to manage impacts on the Marine Park. Field management operations that include surveillance, enforcement, public contact, natural resource management and provision of visitor services delivered in partnership with Queensland Government and Australian Government agencies
Science and Information for Park Management	Coordination and delivery of the best available scientific and technical information for management
Reef Education and Communication	Delivered effective communication, education, and interpretive and marketing programmes and provided a readily accessible onshore reef environment (Reef HQ Aquarium)

Table 15: How the Authority's outcomes contribute to ecologically sustainable development

The above seven outcomes contribute to the Authority's goal: the long term protection, ecologically sustainable use, understanding and enjoyment of the Great Barrier Reef.

All outcomes contribute directly to ecologically sustainable development by protecting and conserving the Great Barrier Reef. The major focus of the outcomes is on protection of natural, cultural, and world heritage values, and sustainable use of the Marine Park. The outcomes contribute to protecting biodiversity and ecological systems and to maintaining the health, diversity and productivity of the Great Barrier Reef for future generations. The Authority's activities accord with the principles of ecologically sustainable development.

The Authority is focussed on enhancing community partnerships and improving regional delivery of Authority services by all groups.

3. Effect of the organisation's activities on the environment (section 516A(6)(c))

The Authority has the responsibility of managing the world's largest living ecosystem, the world's largest World Heritage Area, and Australia's largest and oldest declared marine protected area. The Authority manages the Marine Park as a multiple use area, and permits such uses as are ecologically sustainable, and as are permitted by legislation.

Potential large-scale pollution threats to the Great Barrier Reef are managed by a range of statutory protective mechanisms. The Authority's statutes prohibit mining in the Marine Park. Commercial shipping is managed by a wide range of maritime measures, including shipping channel restrictions, compulsory pilotage and interagency incident response protocols. The Authority has significant responsibilities for ensuring the conservation of fish stocks, and the environment that sustains them.

In conjunction with its agency partners, the Authority maintained compliance and enforcement activities during 2006-07, with funding allocated to enforcement by way of the Natural Heritage Trust.

4. Measures being taken by the organisation to minimise the impact of its activities on the environment (section 516A(6)(d))

The Authority maintains a strong commitment to continuous improvement of its own environmental performance. The Authority conducts environmental audits of its operations to maximise efficient use of resources, reduction of waste, and building of environmental awareness among its employees and volunteers. Activities undertaken in the last year include:

- Eco-certification of the Reef HQ Aquarium by Eco-Tourism Australia
- Reduction in electricity use by Reef HQ Aquarium by 16 per cent from the previous financial year through a range of energy efficiency measures
- Operating a Green Office Committee to raise awareness of environmental management within the office
- Use of two Hybrid Energy vehicles for fleet use, with more such vehicles on order
- Use of ethanol inclusive fuels in vehicles
- Use of bio-diesel fuel for the Reef HQ Aquarium truck
- Reef HQ Café cooking oils recycled by a local bio-diesel company

- Trialling a thermal exchange solar water system to chill or heat water in the Reef HQ predator tank
- Building materials used in Reef HQ exhibits chosen from environmentally sustainable products
- Pest control undertaken using methods designed to minimise environmental impacts
- Office machines (photocopiers, printers) are automatically programmed to save power
- Printers programmed to duplex documents to reduce paper usage
- Printer toner cartridges are remanufactured and photocopier toner cartridges sent to Planet Arc for recycling
- Staff are actively involved in recycling office paper, with paper and cardboard being collected by a local recycling company
- Packaging and envelopes are recycled
- Corporate publications are printed on recycled paper if feasible
- Wherever possible documents are provided electronically to reduce paper usage
- Recycled paper is used in toilets (toilet paper and hand towels)
- All refrigerators are CFC-free
- Toilets have been converted to dual flush as a water conservation measure
- Collection of fluorescent tubes for recycling
- Disused desk top and mobile phones are sent to Planet Ark for recycling
- Cardboard waste is collected for recycling by Cleanaway
- Used paper hand towel is put in with cardboard recycling
- Vehicle leasing decisions take into account Australian Greenhouse Office specifications on fuel consumption targets.

5. Mechanisms for reviewing and increasing the effectiveness of these measures (section 516A(6)(e))

In accordance with the Government policy Energy Efficiency in Government Operations the Authority reports its annual energy performance through the online Energy Data Gathering and Reporting (EDGAR) system. Public reporting provides a number of benefits to the Authority including:

- Increased awareness of energy and greenhouse issues
- Measures relative performance
- Provides a benchmarking tool
- Tracks changes over time
- Identifies high-intensity areas
- Encourages improvement through transparency

Close analysis of the report will help the Authority determine how it can most effectively adopt the minimum energy performance measures to meet its needs and the Government's revised energy intensity targets.

The Authority has committed to the development of an Environmental Management System (EMS), which has been incorporated as an implementation requirement under the *Great Barrier Reef Marine Park Authority 2006 Certified Agreement*.

Through a structured Environmental Management System, (which the Authority proposes to be certified to the international standard *ISO 14001*), the Authority will monitor a range of its operational activities including energy management, transport, waste management, purchasing and water management. The system will provide a framework for considering and minimising environmental impacts within the context of continual improvement.

In considering future office accommodation lease arrangements the GBRMPA will be taking into account the need to specify minimum energy performance standards in contracts, leases and other relevant documentation for any new leases over 2,000 square metres or major refurbishment.

Appendix 9: Australian Government Disability Strategy

The Commonwealth Disability Strategy recognises the Australian Government has an impact on the lives of people with disabilities. The Authority has developed a disability action plan, which provides for reporting requirements identified in the strategy. The Authority has identified that it performs the roles of policy adviser, provider, regulator and employer.

Policy adviser

In its role as a policy adviser, the Authority is the principal adviser to the Australian Government on the care and development of the Marine Park. Public consultation and participation are integral in the management of the Great Barrier Reef. The Authority recognises its responsibility to ensure new policies are developed in consultation with people with a disability, where appropriate. Where possible, public meetings are held in venues with disability access. Public websites and public web entry points have been created in accordance with the accessibility requirements of the *Government Online Strategy*.

Provider

In the provider role, the Authority manages Commonwealth marine parks and the Reef HQ Aquarium. Access is provided to the majority of the Marine Park for tourism and recreational activities. Information about the Marine Park is available in accessible formats on the Authority's website at www.gbrmpa.gov.au and in hard copy from the Townsville office, Queensland Parks and Wildlife Service offices and various Community Access Points situated along the coast.

The Authority's library has been designed to enable disability access and library staff provide assistance to people with disabilities. The Authority's library services provide access to information on CD-ROM and online catalogues.

Due to the limitations of a marine-based park, access for people with a disability to the Marine Park varies. Reef HQ provides a land-based reef experience for people who would otherwise be unable to access the Marine Park. Townsville Enterprise, the regional tourism body, recognised Reef HQ in its publications as a user-friendly centre for people with disabilities. Improved disability access, tactile and audiovisual displays have been incorporated into the current refurbishment of Reef HQ. Reef HQ provides interpretive facilities, on request, for people with disabilities.

Regulator

Under its regulatory role, the Authority administers the:

- *Great Barrier Reef Marine Park Act 1975*
- *Great Barrier Reef Marine Park Regulations 1983*
- *Great Barrier Reef Region (Prohibition of Mining) Regulations 1999*
- *Great Barrier Reef Marine Park (Aquaculture) Regulations 2000*
- *Great Barrier Reef Marine Park (Environmental Management Charge-General) Act 1993*
- *Great Barrier Reef Marine Park (Environmental Management Charge-Excise) Act 1993.*

Commonwealth legislation specific to the Marine Park is accessible to the public through the Authority website at www.gbrmpa.gov.au/corp_site/about_gbrmpa/legislation_regulations, and brochures and fact sheets are provided on request through the Authority's Public Information Unit.

Public notifications are also made in the *Commonwealth Government Gazette* and, depending on the needs of the person requesting the information, specific requests may be responded to by fax, email or normal postal services. Under section 32 of the *Great Barrier Reef Marine Park Act 1975*, the Authority is required to provide opportunities for interested people to comment and gain information on changes to the zoning of the Marine Park. This consultative process is achieved through a variety of media including intranet, mail outs, public meetings and public service announcements on both radio and television.

This process also occurs in relation to preparation of plans of management under section 39ZE of the *Great Barrier Reef Marine Park Act 1975*.

Preparation of an Annual Report on the operation of the *Great Barrier Reef Marine Park Act 1975* is required under section 9 of the *Commonwealth Authorities and Companies Act 1997*. The report is also available on the internet in an accessible format.

Employer

The Authority works across a number of areas to ensure it provides fair and equitable employment opportunities for all members of the community. The Authority's employment policies, procedures and practices comply with the requirements of the *Disability Discrimination Act 1992*. Recruitment information for potential job applicants is made available in various ways depending on the needs of the individual. Recruitment opportunities advertised in the *Australian Public Service Gazette* and the press are accessible through the Internet.

The 2006-07 Annual Workplace Diversity data identifies 2.6 per cent of employees as having some form of disability. The actual number of employees with disabilities is expected to be higher than this figure due to non-disclosure. The Authority's rate of employment of people with disabilities is lower than that of the broader APS (quoted as 3.4 per cent in the *2005-06 State of the Service Report* published by the Australian Public Service Commission).

Within the workplace, the Authority applies the principle of reasonable adjustment. For example, work is arranged to suit individual requirements and the necessary equipment, such as large computer screens or more appropriate keyboards, is provided. Flexible work arrangements are put in place as necessary to suit the needs of the individual. The main building, Day-to-Day

Management Compliance Office, Reef HQ, conference rooms and meeting rooms are wheelchair accessible.

Training and development programmes are accessible to staff with disabilities and, where appropriate, contain information on disability issues. Complaints and grievance mechanisms are in place and available to all staff.

The Authority has networks of harassment and diversity contact officers, and appropriate policies and mechanisms are in place should staff have concerns or issues needing to be addressed and resolved. Authority employees also have access to an employee assistance programme to discuss issues and concerns and to the Australian Public Service Commission for external reviews of actions.

Appendix 10: The Great Barrier Reef Marine Park Authority Funded Research and Investigations for 2006-07

Projects listed here directly address the research needs of the Great Barrier Reef Marine Park Authority. We support this research either through direct funding (Water Quality Marine Monitoring Programme, Climate Change Programme and other direct contracts), co-investment (such as in the Marine and Tropical Sciences Research Facility), or in-kind contributions. Projects are listed according to major programmes in which many institutions are involved. The remaining projects are listed according to institution.

The Marine and Tropical Sciences Research Facility is a \$40 million investment in research by the Department of the Environment and Water Resources, to support the management of the Great Barrier Reef and Wet Tropics. Approximately half of the total is being invested in projects that are of direct relevance to the business of the Authority. Over \$2 million of the Authority's annual research programme is aligned with the MTSRF Annual Research Programme and as such has been identified as an in-kind contribution; in addition, \$435 000 has been invested as cash co-investment in specific projects.

Marine and Tropical Sciences Research Facility

- Identification of non-reefal species and potential indicator species of a bioregional scale
- Condition and trend of the Great Barrier Reef ecosystem: Indicators, thresholds of potential concerns, and ecological effects of the Great Barrier Reef Zoning Plan on mid and outer shelf reefs
- Condition, trend and risk in coastal habitats: Seagrass indicators, distribution and thresholds of potential concern
- Dating and mapping historical changes in Great Barrier Reef coral communities
- Great Barrier Reef data synthesis and integration for reporting
- Economic analysis of alternative uses and tradeoffs in the Torres Strait
- Condition trends and projected futures of marine species of conservation concern
- Sustainable use of marine species of conservation concern
- Regional climate scenarios

- Early warning and assessment systems for thermal stress on the Great Barrier Reef
- Resilience to climate change
- Tools to support resilience-based management in the face of climate change
- Identification and impact of invasive pests in the Great Barrier Reef
- Marine and estuarine indicators and thresholds of concern
- Connectivity and risk: tracing materials from the catchment to the Reef
- Freshwater indicators and thresholds of concern
- Wetlands and floodplains connectivity and hydro ecological function
- Socio-economic constraints to and incentives for the adoption of options for water quality improvement
- Analysis and synthesis of information for reporting on the health of the catchment and Great Barrier Reef water quality
- Resilience and connectivity (fish larval movements)
- Effects of the Great Barrier Reef Zoning Plan on inshore habitats and biodiversity, of which fish and corals are indicators
- Evaluation of the resiliency of key inter-reef species
- Evaluation of the impacts from industry and community uses on inshore biodiversity
- Incorporating stakeholders and their values, knowledge and aspirations in the care and development of the Marine Park
- Analysis of recreational and tourism use and impact on the Great Barrier Reef for managing sustainable tourism
- Forecasting risk of exposure to irukandji
- Communication, community engagement and enhanced delivery of Program 8
- Indigenous landscapes of the Wet Tropics World Heritage Area
- Integrating ecology, economics and people into forest landscapes
- Strategic Regional NRM and land use planning
- Understanding social resilience and identification of social resilience indicators for management

CRC Reef projects that continued into the 2006/07 financial year:

- National strategy for increasing the survival of released line-caught fish: Investigating survival of fish released in Australia's tropical and subtropical line fisheries
- Economic and market analysis of the Live Reef Fish Food Trade in the Asia-Pacific
- Determination of management units for grey mackerel fisheries in Queensland and the Northern Territory
- Mapping by-catch and seabed benthos assemblages in the Great Barrier Reef region for environmental risk management of the East Coast Trawl Fishery
- Development of an Individual Transferable Catch Quota Model for the Coral Reef Finfish Fishery of the Great Barrier Reef
- Reef Water Quality Protection Plan – Marine Monitoring Programme

- Reef Water Quality Protection Plan – Near shore water quality monitoring
- Reef Water Quality Protection Plan – Marine biological monitoring
- Reef Water Quality Protection Plan – River mouth monitoring
- Reef Water Quality Protection Plan – Pesticide monitoring
- Reef Water Quality Protection Plan – Biomarker and bioaccumulation monitoring
- The collection of Irukandji jellyfish from onshore and offshore coastal Queensland for taxonomy and toxicology research.

Centre of Excellence for Coral Reef Studies

Led by James Cook University, the Centre partnership includes the Australian Institute of Marine Science, the Australian National University, the Great Barrier Marine Park Authority and the University of Queensland. The Centre of Excellence organises its research into five broad programmes, listed below. Details of research projects conducted under these programmes is available from the Centre at: <http://www.coralcoe.org.au/>

- Evolutionary and environmental change
- Understanding and managing coral reef biodiversity
- Marine reserves and reef connectivity
- Genetic, molecular and physiological processes
- Resilience of linked socio-ecological systems.

The above research involved collaborations between the major research providers in the Great Barrier Reef Region. The following research are projects not associated with the above collaborations.

Australian National University

- Long-term changes in water quality and ecosystems (in collaboration with University of Queensland).

Colmar Brunton Social Research, Consultant

- Applied social research to support Great Barrier Reef Marine Park management.

Environmental Behaviour Consultants

- Stakeholder beliefs about climate change in the Great Barrier Reef Catchment.

Great Barrier Reef Marine Park Authority

- BleachWatch
- Great Barrier Reef Coral Bleaching Fine Scale Ecological Surveys
- Great Barrier Reef Vulnerability Assessments
- ReefTemp.

James Cook University

- Dwarf minke whale tourism monitoring programme
- Environmental history of the Great Barrier Reef since European settlement: implications for contemporary management
- Environmental management of coral reef resilience
- Survey of anemones and anemone fish in the Keppel Island Group

Queensland Parks and Wildlife Service

- Compliance – Protecting the Reef
- Monitoring recovery of Reef communities at major ship grounding sites
- Monitoring marine turtle nesting and foraging populations of the Great Barrier Reef Marine Park and adjacent Queensland marine parks.

Reef Check Australia

- Reef Check surveys and activities in the Great Barrier Reef

Robin Aiello, Consultant

- Eye on the Reef programme.

Sea Research

- Reef shark baseline surveys

Southern Cross University

- The role of sediment denitrification in the nitrogen budget.

Tourism Research Australia

- Queensland Dive and Snorkel Industry 2006 (in collaboration with Tourism Queensland, Association of Marine Park Tourism Operators, Workplace Health and Safety Queensland, Department of the Environment and Heritage).

University of Queensland

- Development and evaluation of a Phytotox-Test for field and laboratory testing of phyto-toxic chemicals in water
- Ecology, physiology and molecular biology of coral disease on the Great Barrier Reef
- Long-term changes in water quality and ecosystems (in collaboration with the Australian National University)
- Research into coral disease on the Great Barrier Reef
- New tools for managing ecosystem responses to climate change.

Appendix 11: Day-to-Day Management Financial Statements

ENVIRONMENTAL PROTECTION AGENCY
GREAT BARRIER REEF MARINE PARK
INCOME STATEMENT
FOR THE YEAR ENDED 30 JUNE 2007

	Notes	2007 \$	2006 \$
Income			
<i>Revenue</i>			
Appropriations from State Government		4,215,300	4,213,505
Funding from Commonwealth Government for day-to-day management		4,215,300	4,213,504
Other Revenue		62,297	153,018
<i>Gains</i>			
Gain on disposal of property, plant and equipment		145,485	3,391
Total Income		<u>8,638,382</u>	<u>8,583,418</u>
Expenses			
<i>Operating</i>			
Employee expenses		5,255,883	4,909,442
Supplies and services	2	3,406,677	3,043,474
Depreciation	3	514,599	493,702
Total Expenses		<u>9,177,159</u>	<u>8,446,618</u>
Operating Surplus/(Deficit)		<u>(538,777)</u>	<u>136,800</u>

The accompanying notes form part of these statements.

**ENVIRONMENTAL PROTECTION AGENCY
GREAT BARRIER REEF MARINE PARK
BALANCE SHEET
AS AT 30 JUNE 2007**

	Notes	2007 \$	2006 \$
Current assets			
Cash assets	4	149,290	469,093
Receivables	5	161,602	162,188
Prepayments		55,319	33,964
Total Current Assets		<u>366,211</u>	<u>665,245</u>
Non Current Assets			
Property, plant and equipment	6	4,907,434	4,968,406
Total Non Current Assets		<u>4,907,434</u>	<u>4,968,406</u>
Total Assets		<u>5,273,645</u>	<u>5,633,651</u>
Current Liabilities			
Payables	7	195,587	210,499
Total Current Liabilities		<u>195,587</u>	<u>210,499</u>
Total Liabilities		<u>195,587</u>	<u>210,499</u>
Net Assets		<u>5,078,058</u>	<u>5,423,152</u>
Equity			
Retained surpluses		2,477,379	3,018,595
Asset revaluation reserve	8	2,600,680	2,404,557
Total Equity		<u>5,078,058</u>	<u>5,423,152</u>

The accompanying notes form part of these statements.

**ENVIRONMENTAL PROTECTION AGENCY
GREAT BARRIER REEF MARINE PARK
STATEMENT OF CHANGES IN EQUITY
For the year ended 30 June 2007**

	Retained Surpluses		Asset Revaluation Reserve (Note 8)	
	2007	2006	2007	2006
	\$	\$	\$	\$
Balance 1 July	3,018,595	2,881,795	2,404,557	2,506,706
Operating Surplus/(Deficit)	(538,777)	136,800		
Assets not previously recognised	-	-		
Non-Owner changes in equity:				
- Increase/(Decrease) in Asset Revaluation Reserve	-	-	196,123	(102,149)
- Correction of Error (Note 14)	(2,440)			
Balance 30 June	2,477,378	3,018,595	2,600,680	2,404,557

The accompanying notes form part of these statements.

**ENVIRONMENTAL PROTECTION AGENCY
GREAT BARRIER REEF MARINE PARK
CASH FLOW STATEMENT
FOR THE YEAR ENDED 30 JUNE 2007**

	Notes	2007 \$	2006 \$
Cash flows from operating activities			
<i>Inflows:</i>			
Appropriations from State Government		4,215,300	4,213,505
Payments from Commonwealth Government for day-to-day management		4,215,300	4,213,504
Other		63,737	72,183
GST collected from customers		17,765	16,783
GST input tax credits from ATO		259,113	364,998
<i>Outflows:</i>			
Employee expenses		(5,249,749)	(4,891,033)
Supplies and services		(3,436,139)	(3,099,814)
GST paid to suppliers		(266,047)	(287,492)
GST remitted to ATO		(20,889)	(23,496)
Net cash provided by (used in) operating activities	9	<u>(201,611)</u>	<u>579,138</u>
Cash flows from investing activities			
<i>Inflows:</i>			
Sales of property, plant and equipment		148,260	3,393
<i>Outflows:</i>			
Payments for property, plant and equipment		(266,452)	(775,130)
Net cash provided by (used in) investing activities		<u>(118,192)</u>	<u>(771,737)</u>
Net increase (decrease) in cash held		(319,803)	(192,599)
Cash at beginning of financial year		469,093	661,692
Cash at end of financial year	4	<u>149,290</u>	<u>469,093</u>

The accompanying notes form part of these statements.

**ENVIRONMENTAL PROTECTION AGENCY
GREAT BARRIER REEF MARINE PARK
NOTES TO AND FORMING PART OF THE FINANCIAL STATEMENTS 2006-07**

Note 1 Summary of Significant Accounting Policies

(a) Basis of Accounting

The financial statements of the Day to Day Management of the Great Barrier Reef Marine Park have been prepared in accordance with Australian Equivalents to International Financial Reporting Standards (AEIFRS). The financial statements have been prepared in accordance with the relevant Agreements dated 10 May 1988 between the Commonwealth and Queensland Governments and the Great Barrier Reef Marine Park Authority. This financial report is a general purpose financial report.

Except where stated, the historical cost convention is used.

(b) The Reporting Entity

The financial statements include the value of all revenues, expenses, assets, liabilities and equity of the Great Barrier Reef Marine Park Day to Day Coordination Unit. The entity also forms part of the Environmental Protection Agency for reporting purposes.

(c) Funding from the Commonwealth and State Governments

Funding from the Commonwealth and State Governments is recognised as revenue in the same reporting period as expenses have been incurred.

(d) Cash and Cash Equivalents

For the purposes of the Balance Sheet and the Cash Flow Statement, cash assets include all cash at bank and on hand, cash equivalents and cheques received but not banked as at 30 June.

(e) Receivables

Trade debtors are recognised at the nominal amounts due at the time of sale or service delivery. Settlement on these amounts is required within 30 days from invoice date.

The collectability of receivables is assessed periodically with provision being made for impairment. All known bad debts have been written-off at 30 June.

(f) Acquisition of Assets

Actual cost is used for the initial recording of all asset acquisitions. Cost is determined as the value given as consideration plus costs incidental to the acquisition, including all other costs incurred in getting the asset ready for use, including architects' fees and engineering design fees. However, any training costs are expensed as incurred.

(g) Property, Plant and Equipment

Items of property, plant and equipment with a cost or other value equal to or in excess of the following thresholds are recognised for financial reporting purposes in the year of acquisition:

Buildings and Infrastructure	\$10,000
Other (including heritage & cultural)	\$ 5,000
Land	\$ 1

Items with a lesser value are expensed in the year of acquisition.

ENVIRONMENTAL PROTECTION AGENCY
GREAT BARRIER REEF MARINE PARK

NOTES TO AND FORMING PART OF THE FINANCIAL STATEMENTS 2006-07 (continued)

(h) Revaluations of Non-Current Physical Assets

Buildings and infrastructure assets are measured at fair value in accordance with AASB 116 *Property, Plant and Equipment* and Queensland Treasury's *Non-Current Asset Accounting Policies for the Queensland Public Sector*.

Plant and equipment is measured at cost. The carrying amounts for plant and equipment at cost should not materially differ from their fair value.

Non-current physical assets measured at fair value are comprehensively revalued at least once every five years with interim valuations, using appropriate indices, being otherwise performed on an annual basis where there has been a material variation in the index.

Any revaluation increment arising on the revaluation of an asset is credited to the asset revaluation reserve of the appropriate class, except to the extent it reverses a revaluation decrement for the class previously recognised as an expense. A decrease in the carrying amount on revaluation is charged as an expense, to the extent it exceeds the balance, if any, in the revaluation reserve relating to that class.

On revaluation, accumulated depreciation is restated proportionately with the change in the carrying amount of the asset and any change in the estimate of remaining useful life.

(i) Depreciation of Property, Plant and Equipment

Property, plant and equipment is depreciated on a straight-line basis so as to allocate the net cost or revalued amount of each asset, less its estimated residual value, progressively over its estimated useful life.

Assets under construction (work-in-progress) are not depreciated until they reach service delivery capacity.

Where assets have separately identifiable components that are subject to regular replacement, these components are assigned useful lives distinct from the asset to which they relate and are depreciated accordingly.

Any expenditure that increases the originally assessed capacity or service potential of an asset is capitalised and the new depreciable amount is depreciated over the remaining useful life of the asset.

For each class of depreciable asset the following depreciation rates were used:

<u>Class</u>	<u>Rate</u>
Buildings	3% to 10%
Infrastructure	5% to 20%
Vessels > \$250,000	7%
Plant and Equipment	7% to 33%

(j) Impairment of Non-Current Assets

All non-current physical and intangible assets are assessed for indicators of impairment on an annual basis. If an indicator of possible impairment exists, the Agency determines the asset's recoverable amount. Any amount by which the asset's carrying amount exceeds the recoverable amount is recorded as an impairment loss.

The asset's recoverable amount is determined as the higher of the asset's fair value less costs to sell and depreciated replacement cost.

An impairment loss is recognised immediately in the Income Statement, unless the asset is carried at a revalued amount. When the asset is measured at a revalued amount, the impairment loss is offset against the asset revaluation reserve of the relevant class to the extent available.

**ENVIRONMENTAL PROTECTION AGENCY
GREAT BARRIER REEF MARINE PARK
NOTES TO AND FORMING PART OF THE FINANCIAL STATEMENTS 2006-07 (continued)**

Where an impairment loss subsequently reverses, the carrying amount of the asset is increased to the revised estimate of its recoverable amount, but so that the increased carrying amount does not exceed the carrying amount that would have been determined had no impairment loss been recognised for the asset in prior years. A reversal of an impairment loss is recognised as income, unless the asset is carried at a revalued amount, in which case the reversal of the impairment loss is treated as a revaluation increase. Refer also Note 1(h).

(k) Payables

Trade creditors are recognised upon receipt of the goods or services ordered and are measured at the agreed purchase/contract price, gross of applicable trade and other discounts. Amounts owing are unsecured and are generally settled on 30 day terms.

(l) Employee benefits

Officers of the Environmental Protection Agency provide a service to the Great Barrier Reef Marine Park Authority and consequently the Environmental Protection Agency is the responsible entity for all employee benefits. In recognition of this service, the Great Barrier Reef Marine Park Authority contributes to the salary and employee related expenses costs of the officers but does not incur any liabilities with regards to employee benefits.

(m) Taxation

The Great Barrier Reef Marine Park's activities are exempt from Commonwealth taxation except for Fringe Benefits Tax (FBT) and Goods and Services Tax (GST). As such, input tax credits receivable from/payable to the Australian Taxation Office are recognised and accrued.

(n) Issuance of Financial Statements

The financial statements are authorised for issue by the Director-General and Director of Finance at the date of signing the Management Certificate.

(o) Judgements and Assumptions

The Agency has made no judgements or assessments which may cause a material adjustment to the carrying amounts of assets and liabilities within the next reporting period.

(p) Comparatives

Comparative information has been restated where necessary to be consistent with disclosures in the current reporting period.

(q) New and Revised Accounting Standards

No Standards have been early adopted in 2006-07.

**ENVIRONMENTAL PROTECTION AGENCY
GREAT BARRIER REEF MARINE PARK
NOTES TO AND FORMING PART OF THE FINANCIAL STATEMENTS 2006-07 (continued)**

Note 2 Supplies and Services

	2007	2006
	\$	\$
Administration costs	791,748	705,388
Corporate support contribution	734,906	678,941
Maintenance of assets	725,445	613,358
Operating leases	446,087	418,776
Travel – staff and clients	427,332	388,814
Fuel and Oil	281,159	238,197
Total	3,406,677	3,043,474

External audit fees for 2006-07 are paid by the Environmental Protection Agency and not charged directly to the Great Barrier Reef Marine Park Day to Day Management program. The program pays an annual corporate support charge to the Environmental Protection Agency to meet costs such as these.

Note 3 Depreciation Expense

	2007	2006
	\$	\$
Depreciation incurred in respect of:		
Plant and equipment	215,819	177,354
Vessels >\$250,000	146,586	142,936
Buildings	144,716	166,164
Infrastructure	7,323	7,093
Heritage and Cultural	155	155
Total	514,599	493,702

Due to revaluations, there was an increase in depreciation on Buildings and Infrastructure during the reporting period of \$3,365.

Note 4 Cash Assets

Funds held	149,290	469,093
Total	149,290	469,093

Note 5 Receivables

<i>Current</i>		
Trade debtors	109,865	117,385
GST receivable	51,737	44,803
Total	161,602	162,188

**ENVIRONMENTAL PROTECTION AGENCY
GREAT BARRIER REEF MARINE PARK**
NOTES TO AND FORMING PART OF THE FINANCIAL STATEMENTS 2006-07 (continued)

Note 6 Property, Plant and Equipment

	2007	2006
	\$	\$
Buildings		
At valuation	4,317,948	3,997,204
Less: Accumulated depreciation	<u>(1,921,026)</u>	<u>(1,652,731)</u>
	2,396,922	2,344,473
Infrastructure		
At valuation	127,110	114,824
Less: Accumulated depreciation	<u>(93,701)</u>	<u>(78,029)</u>
	33,409	36,795
Capital works in progress	67,792	712,883
Heritage and Cultural		
At cost	15,452	15,452
Less: Accumulated depreciation	<u>(1,571)</u>	<u>(1,417)</u>
	13,881	14,035
Vessels > \$250,000		
At cost	2,982,615	3,588,976
Less: Accumulated depreciation	<u>(2,262,877)</u>	<u>(2,716,446)</u>
	719,738	872,530
Plant and Equipment		
At cost	2,443,759	1,714,644
Less: Accumulated depreciation	<u>(768,068)</u>	<u>(726,954)</u>
	1,675,691	987,690
Total	4,907,434	4,968,406

Independent valuations of buildings and infrastructure assets were performed during the year ended 30 June 2006 by the State Valuation Services using 'fair value' principles. Management revaluations were performed as at 1 April 2007 using an appropriate index.

For buildings, infrastructure, and heritage and cultural assets, the basis of valuation is depreciated current replacement cost.

The Great Barrier Reef Marine Park has plant and equipment with an original cost of \$317,768 and buildings and infrastructure valued at \$126,558 with a written down value of zero still being used in the provision of services.

Plant and equipment are valued at cost in accordance with Queensland Treasury's *Non-Current Asset Accounting Guidelines for the Queensland Public Sector*.

Asset Reconciliation

	Buildings	Infra-structure	Work in Progress	Heritage & Cultural	Vessels > \$250,000	Plant & Equipment	Total
	\$	\$	\$	\$	\$	\$	\$
Carrying amount at 1 July	2,344,473	36,795	712,883	14,035	872,530	987,690	4,968,406
Acquisitions	4,981	..	224,595	57,750	287,326
Disposals	(6,206)	(17,777)	(23,983)
Transfers	(869,686)	863,847	(5,839)
Revaluation	192,184	3,937	196,121
Increments/(Decrements)							
Depreciation	<u>(144,716)</u>	<u>(7,323)</u>	..	(155)	(146,586)	(215,818)	(514,598)
Carrying amount at 30 June	<u>2,396,922</u>	<u>33,409</u>	<u>67,792</u>	<u>13,881</u>	<u>719,737</u>	<u>1,675,692</u>	<u>4,907,434</u>

**ENVIRONMENTAL PROTECTION AGENCY
GREAT BARRIER REEF MARINE PARK**
NOTES TO AND FORMING PART OF THE FINANCIAL STATEMENTS 2006-07 (continued)

Note 7 Payables

	2007	2006
<i>Current</i>	\$	\$
Trade creditors	105,319	123,241
Employee expenses payable	88,515	82,381
GST payable	1,749	4,874
Payroll Tax payable	3	3
Total	195,587	210,499

Note 8 Asset Revaluation Reserve by Class

	Buildings & Land Improve	Major Plant & Equipment	Infra- Structure	Total
	\$	\$	\$	\$
Balance 1 July 2006	1,422,519	598,345	383,693	2,404,557
Revaluation increments	192,186	..	3,937	196,123
Balance 30 June 2007	1,614,705	598,345	387,630	2,600,680

Note 9 Reconciliation of Net Operating Result to Net Cash Provided by (Used in) Operating Activities

	2007	2006
	\$	\$
Surplus/deficit from ordinary activities	(538,777)	136,800
Non-cash items:		
Depreciation	514,599	493,702
(Gain)/loss on disposal of property, plant & equipment	(145,485)	(3,391)
Bad Debts Expense	880	..
Change in assets and liabilities:		
(Increase)/decrease in receivables	586	(3,329)
(Increase)/decrease in other assets	(21,740)	2,032
Increase/(decrease) in creditors	(11,674)	(46,676)
Net cash provided by (used in) operating activities	(201,611)	579,138

Note 10 Contingent Assets

There were no contingent assets of a significant nature relating to the Day to Day Management of the Great Barrier Reef Marine Park as at 30 June 2007 (2006 \$nil).

Note 11 Contingent Liabilities

There were no contingent liabilities of a significant nature relating to the Day to Day Management of the Great Barrier Reef Marine Park as at 30 June 2007 (2006 \$nil).

Insurance

The Great Barrier Reef Marine Park is included in the insurance coverage of the Environmental Protection Agency. This policy is with the Queensland Government Insurance Fund (QGIF). The maximum exposure in relation to personal injury claims is a \$10,000 excess with a \$2,000 excess applicable to other claims.

Note 12 Commitments

There were no non-cancellable commitments of a significant nature relating to the Day to Day Management of the Great Barrier Reef Marine Park as at 30 June 2007 (2006 \$nil).

**ENVIRONMENTAL PROTECTION AGENCY
GREAT BARRIER REEF MARINE PARK
NOTES TO AND FORMING PART OF THE FINANCIAL STATEMENTS 2006-07 (continued)**

Note 13 Financial Instruments

Interest Rate Risk Exposure

The Great Barrier Reef Marine Park's exposure to interest rate risk and the effective interest rates of financial assets and financial liabilities are shown in the following table.

	Floating Rate	1 year or less	1 to 5 years	Greater than 5 years	Non Interest Bearing	Total	Weighted Average Rate: %
	\$	\$	\$	\$	\$	\$	
Financial Assets							
Cash	149,290	149,290	NA
Receivables	161,602	161,602	NA
	<u>149,290</u>	<u>..</u>	<u>..</u>	<u>..</u>	<u>161,602</u>	<u>310,892</u>	
Financial Liabilities							
Payables	-	-	-	-	195,587	195,587	NA
	<u>-</u>	<u>-</u>	<u>-</u>	<u>-</u>	<u>195,587</u>	<u>195,587</u>	<u>NA</u>

Credit Risk Exposure

The maximum exposure to credit risk at balance date in relation to each class of recognised financial assets is the carrying amount of those assets net of any provisions for impairment as indicated in the Balance Sheet.

No significant credit risks have been identified.

Fair Values

The fair value is determined as follows:

- The fair value of cash and cash equivalents and non-interest bearing monetary financial assets and financial liabilities approximate their carrying amounts.
- The fair value of other monetary financial assets and financial liabilities is based on market prices where a market exists, or is determined by discounting expected future cash flows by the current interest rate for financial assets and liabilities with similar risk profiles.

The carrying amounts and estimated fair values of financial assets and financial liabilities held at balance date are given below:

Financial Instruments	Total Carrying Amount		Net Fair Value	
	2007	2006	2007	2006
	\$	\$	\$	\$
Financial Assets				
Cash	149,290	469,093	149,290	469,093
Receivables	161,602	162,188	161,602	162,188
Total	310,892	631,281	310,892	631,281
Financial Liabilities				
Payables	195,587	210,499	195,587	210,499
Total	195,587	210,499	195,587	210,499

Note 14 Correction of Error

An adjustment was made for the 2005-06 financial statements for the Environmental Protection Agency after the 2005-06 financial statements for the Day to Day Management of the Great Barrier Reef Marine Park were certified. This adjustment resulted in the recognition of an additional \$2,440 in Supplies and Services during 2005-06 and therefore has impacted on the Accumulated Surplus/(Deficit) balance as at 30 June 2007. The 2005-06 comparative balances were not restated due to the immaterial nature of the adjustment.

CERTIFICATE OF THE ENVIRONMENTAL PROTECTION AGENCY
In relation to the day to day operations of the Great Barrier Reef Marine Park

The foregoing Income Statement, Balance Sheet, Statement of Changes in Equity, Cash Flow Statement and Notes to and forming part of the financial statements have been prepared as required by the relevant Agreements dated 10 May 1988 between the Commonwealth and Queensland Governments and the Great Barrier Reef Marine Park Authority. We certify that:

- (i) the statements together with the other information and notes to and forming part thereof are in agreement with the accounts of the Environmental Protection Agency; and
- (ii) the receipt and expenditure of monies and the control and management of assets were in accordance with the approved programs and in accordance with the aforementioned agreements and previous agreements executed between the Commonwealth and Queensland Governments with regard to day to day management; and
- (iii) in our opinion:
 - a. the prescribed requirements in respect of the establishment and keeping of accounts have been complied with in all material respects; and
 - b. statements have been drawn up so as to present a true and fair view of the transactions and cash flows of the Environmental Protection Agency in relation to the day to day operations of the Great Barrier Reef Marine Park for the period 1 July 2006 to 30 June 2007, and of the financial position as at 30 June 2007.



K. Davis
Acting Director, Finance & Resource Management

Date: 14 August 2007



T. Wall
Director-General

Date: 14 August 2007

INDEPENDENT AUDITOR'S REPORT

To the Director-General of the Environmental Protection Agency

Report on the Financial Report

I have audited the accompanying financial report of the Great Barrier Reef Marine Park Day-to-Day Management, which comprises the balance sheet as at 30 June 2007, and the income statement, statement of changes in equity and cash flow statement for the year ended on that date, a summary of significant accounting policies other explanatory notes and certificates given by the Queensland Environmental Protection Agency's Director, Finance and Resource Management and Director-General.

The Environmental Protection Agency's Director-General's Responsibility for the Financial Report

The Director-General of the Environmental Protection Agency is responsible for the preparation and fair presentation of the financial report in accordance with the Australian Accounting Standards (including the Australian Accounting Interpretations) and the Deed of Agreement dated 10 May 1988 between the Commonwealth of Australia and the State of Queensland and the Great Barrier Reef Marine Park Authority. This responsibility includes establishing and maintaining internal controls relevant to the preparation and fair presentation of the financial report that is free from material misstatement, whether due to fraud or error; selecting and applying appropriate accounting policies; and making accounting estimates that are reasonable in the circumstances.

Auditor's Responsibility

My responsibility is to express an opinion on the financial report based on the audit. The audit was conducted in accordance with the *Auditor-General of Queensland Auditing Standards*, which incorporate the Australian Auditing Standards. These Auditing Standards require compliance with relevant ethical requirements relating to audit engagements and that the audit is planned and performed to obtain reasonable assurance whether the financial report is free from material misstatement.

An audit involves performing procedures to obtain audit evidence about the amounts and disclosures in the financial report. The procedures selected depend on the auditor's judgement, including the assessment of risks of material misstatement in the financial report, whether due to fraud or error. In making those risk assessments, the auditor considers internal control relevant to the entity's preparation and fair presentation of the financial report in order to design audit procedures that are appropriate in the circumstances, but not for the purpose of expressing an opinion on the effectiveness of the entity's internal control. An audit also includes evaluating the appropriateness of accounting policies and the reasonableness of accounting estimates made by the Director-General, as well as evaluating the overall presentation of the financial report.

I believe that the audit evidence obtained is sufficient and appropriate to provide a basis for my audit opinion.

Independence

The *Financial Administration and Audit Act 1977* promotes the independence of the Auditor-General and QAO authorised auditors. The Auditor-General is the auditor of all Queensland public sector entities and can only be removed by Parliament.

The Auditor-General may conduct an audit in any way considered appropriate and is not subject to direction by any person about the way in which audit powers are to be exercised. The Auditor-General

has for the purposes of conducting an audit, access to all documents and property and can report to Parliament matters which in the Auditor-General's opinion are significant.

Auditor's Opinion

In accordance with the Deed of Agreement dated 10 May 1988 between the Commonwealth of Australia and the State of Queensland and the Great Barrier Reef Marine Park Authority, I have audited the Great Barrier Reef Marine Park's Day-to-day Management financial report, and –

- (a) I have received all the information and explanations which I have required; and
- (b) in my opinion the financial report has been drawn up so as to present a true and fair view, in accordance with the Australian Accounting Standards (including the Australian Accounting Interpretations) of the financial performance and cash flows of the Great Barrier Reef Marine Park Day-to-Day Management for the financial year 1 July 2006 to 30 June 2007 and of the financial position as at the end of that year; and
- (c) the financial report is in agreement with the accounts and records of the State.



C J WEH, CPA
(as Delegate of the Auditor-General of Queensland)



Queensland Audit Office
Brisbane

INDEPENDENT AUDITOR'S REPORT

To the Director-General of the Environmental Protection Agency

Matters Relating to the Electronic Presentation of the Audited Financial Report

The audit report relates to the financial report of the Great Barrier Reef Marine Park Day-to-Day Management for the financial year ended 30 June 2007 included on the Authority's web site. The Board is responsible for the integrity of the Authority's web site. We have not been engaged to report on the integrity of the Great Barrier Reef Marine Park Authority's web site. The audit report refers only to the statements named below. It does not provide an opinion on any other information which may have been hyperlinked to/from these statements. If users of the financial report are concerned with the inherent risks arising from electronic data communications they are advised to refer to the hard copy of the audited financial report, available from the Great Barrier Reef Marine Park Authority, to confirm the information included in the audited financial report presented on this web site.

These matters also relate to the presentation of the audited financial report in other electronic media including CD Rom.

Report on the Financial Report

I have audited the accompanying financial report of the Great Barrier Reef Marine Park Day-to-Day Management, which comprises the balance sheet as at 30 June 2007, and the income statement, statement of changes in equity and cash flow statement for the year ended on that date, a summary of significant accounting policies other explanatory notes and certificates given by the Queensland Environmental Protection Agency's Director, Finance and Resource Management and Director-General.

The Environmental Protection Agency's Director-General's Responsibility for the Financial Report

The Director-General of the Environmental Protection Agency is responsible for the preparation and fair presentation of the financial report in accordance with the Australian Accounting Standards (including the Australian Accounting Interpretations) and the Deed of Agreement dated 10 May 1988 between the Commonwealth of Australia and the State of Queensland and the Great Barrier Reef Marine Park Authority. This responsibility includes establishing and maintaining internal controls relevant to the preparation and fair presentation of the financial report that is free from material misstatement, whether due to fraud or error; selecting and applying appropriate accounting policies; and making accounting estimates that are reasonable in the circumstances.

Auditor's Responsibility

My responsibility is to express an opinion on the financial report based on the audit. The audit was conducted in accordance with the *Auditor-General of Queensland Auditing Standards*, which incorporate the Australian Auditing Standards. These Auditing Standards require compliance with relevant ethical requirements relating to audit engagements and that the audit is planned and performed to obtain reasonable assurance whether the financial report is free from material misstatement.

An audit involves performing procedures to obtain audit evidence about the amounts and disclosures in the financial report. The procedures selected depend on the auditor's judgement, including the assessment of risks of material misstatement in the financial report, whether due to fraud or error. In making those risk assessments, the auditor considers internal control relevant to the entity's preparation and fair presentation of the financial report in order to design audit procedures that are appropriate in the circumstances, but not for the purpose of expressing an opinion on the effectiveness of the entity's internal control. An audit also includes evaluating the appropriateness of accounting policies and the

reasonableness of accounting estimates made by the Director-General, as well as evaluating the overall presentation of the financial report.

I believe that the audit evidence obtained is sufficient and appropriate to provide a basis for my audit opinion.

Independence

The *Financial Administration and Audit Act 1977* promotes the independence of the Auditor-General and QAO authorised auditors. The Auditor-General is the auditor of all Queensland public sector entities and can only be removed by Parliament.

The Auditor-General may conduct an audit in any way considered appropriate and is not subject to direction by any person about the way in which audit powers are to be exercised. The Auditor-General has for the purposes of conducting an audit, access to all documents and property and can report to Parliament matters which in the Auditor-General's opinion are significant.

Auditor's Opinion

In accordance with the Deed of Agreement dated 10 May 1988 between the Commonwealth of Australia and the State of Queensland and the Great Barrier Reef Marine Park Authority, I have audited the Great Barrier Reef Marine Park's Day-to-day Management financial report, and –

- (a) I have received all the information and explanations which I have required; and
- (b) in my opinion the financial report has been drawn up so as to present a true and fair view, in accordance with the Australian Accounting Standards (including the Australian Accounting Interpretations) of the financial performance and cash flows of the Great Barrier Reef Marine Park Day-to-Day Management for the financial year 1 July 2006 to 30 June 2007 and of the financial position as at the end of that year; and
- (c) the financial report is in agreement with the accounts and records of the State.

C J WEH, CPA
(as Delegate of the Auditor-General of Queensland)



Queensland Audit Office
Brisbane

SECTION F

Glossary and Indexes



Glossary

AIMS	Australian Institute of Marine Science
AO	Officer of the Order of Australia
APS	Australian Public Service
Authority	Great Barrier Reef Marine Park Authority
Act (the)	<i>Great Barrier Reef Marine Park Authority Act 1975</i>
CAC Act	<i>Commonwealth Companies and Authorities Act 1997</i>
CEO	Chief Executive Officer
COTS	Crown-of-thorns starfish
CRC Reef Research Centre	Cooperative Research Centre for the Great Barrier Reef World Heritage Area
DEW	Department of the Environment and Water Resources
DDM	Day-to-Day Management Programme
DDMCU	Day-to-Day Management Coordination Unit
EEO	Equal Employment Opportunity
ELF	Effects of Line Fishing Experiment
EMC	Environmental Management Charge
EPA	Environmental Protection Agency
EPBC Act	<i>Environment Protection and Biodiversity Conservation Act 1999</i>
EXEC	Executive Level
FAICD	Fellow of the Australian Institute of Company Directors
FMA Act	<i>Financial Mangement and Accountabilities Act 1997</i>
FOI	Freedom of Information
F/T	Full-time (staff position)
FTE	Full-time Equivalent (staff position)
FRAC	Fisheries Reef Advisory Committee
GBRCC	Great Barrier Reef Consultative Committee
GBRMPA	Great Barrier Reef Marine Park Authority
GBRWHA	Great Barrier Reef World Heritage Area
Hon.	Honourable
KPI	Key Performance Indicator

LMAC	Local Marine Advisory Committee
MP	Member of Parliament
MOU	Memorandum of Understanding
MTSRF	Marine and Tropical Science Research Facility
NAIDOC	National Aboriginal and Islander Day Observance Committee
NESB	Non-English speaking background
NRM	Natural Resource Management
OAM	Medal of the Order of Australia
P/T	Part-time (staff position)
PSM	Public Service Medal
PWD	People with a disability
QDPI&F	Queensland Department of Primary Industries and Fisheries
QPWS	Queensland Parks and Wildlife Service
RAP	Representative Areas Programme
Reef Plan	Reef Water Quality Protection Plan
TRRAC	Tourism and Recreation Reef Advisory Committee
TUMRA	Traditional Use of Marine Resources Agreement
UNESCO	United Nations Educational Scientific and Cultural Organisation

Compliance Index

Location of information provided is in accordance with the *Requirements for Annual Reports for Departments, Executive Agencies and FMA ACT Bodies*, issued by the Department of the Prime Minister and Cabinet in June 2007.

Note: na indicates that the relevant material was not applicable to the Great Barrier Reef Marine Park Authority during 2006-2007

Letter of transmittal	iii
Aids to Access	
Table of Contents	v-vii
Alphabetical index	188
Glossary	184-185
Contact points	ii
Internet home page address and Internet address for Annual Reports	ii
Review by Acting Chairman	
Introduction	2-3
Overview of Agency's performance and financial results	4-6
Outlook for following year	6
Agency Overview	
Overview description of agency	8-11
Role and legislation	8
Organisational structure	9, 32
Outcome and output structure	16
Where outcome/output structure differ from Portfolio Budget Statement (PBS)	na
Report on Performance	
Review of performance in relation to outputs and contribution to outcomes	17-30
Actual performance in relation to performance targets in	
PBS/ Portfolio Additional Estimates Statement (PAES)	32-85
Details in changes in performance targets from those in PBS/ PAES	na
Discussion and analysis of performance	17-30
Performance against Service Charter standards	na
Social justice and equity impacts	13
Discussion and analysis of financial performance	4-7
Summary resource table by outcome	6
Management Accountability - Corporate Governance	
Corporate governance practices	10-11
Names of senior executives	10, 132-133
Senior management committees	133-141
Certification of fraud measures in place	12

External Scrutiny	
Significant developments	12
Judicial decisions and decisions of administrative tribunals	13
Reports of the Auditor-General, a Parliamentary Committee of Ombudsman	13
Management of Human Resources	
Assessment of effectiveness	83-85
Statistics on staff	145-146
Certified agreements and Australian Workplace Agreements	85-86, 161
Performance pay	84
Contracts exempt from Purchasing and Disposal Gazette	na
Assets Management	83
Purchasing	
Assessment of purchasing against core policies and principles	na
Consultants and Competitive Tendering and Contracting	
Number of consultancy services and total expenditure	143-144
Competitive tendering and contracting contracts let and outcomes	na
Absence of contractual provisions allowing access by Auditor-General	na
Contracts exempt from Purchasing and Disposal Gazette	na
Commonwealth Disability Strategy	
Performance in implementing the Commonwealth Disability Strategy	14, 161-163
Financial Statements	86-130, 167-182
Other Information Relating to Annual Reports	
Occupational health and safety	85, 146-147
Freedom of information	13, 141-143
Advertising and market research	75, 144
Ecologically sustainable development and environmental performance	14, 156-161
Discretionary grants	na

Alphabetical index

A

Access Economics 71, 72
accommodation 83
Administrative Appeals Tribunal 13
advisory committees 11, 138-40
Aiello, Robin, Consultant 166
Audit Committee 11, 135-8
audit reports 11, 12-13, 137-8
Australian Fisheries Management Authority 49
Australian Government Disability Strategy 14, 161-3
Australian Institute of Marine Science (AIMS) 2, 67
long-term monitoring programme 17-20
Australian National Audit Office 12, 88-9
Australian National University 165
awards and recognition 3, 15, 51, 66, 77
Australian Workplace Agreements (AWAs) 84

B

balance sheet 92-3
Barker, Fay 10, 132-3
Bimbi Eungie (Authority vessel) 59
biodiversity conservation 157
bioregions, with 'no take' zones 24-5
Bleach Watch 19, 53, 71
Bromley, Dan 15

C

Cairns Area Plan of Management 64, 65
Campbell, Ian 2, 59
capability development 84
CapReef 157
Central Queensland University 72
Centre of Excellence for Coral Reef Studies 67, 72, 165

Certified Agreement 84-5, 161
Chadwick, Virginia 2, 3, 10, 132
chlorophyll a concentrations 20-2
climate change 2, 51-2, 78
Climate Change Action Plan 2, 15, 33, 72
Climate Change Response Programme 72
coastal development 43-7
Colmar Brunton Social Research 71, 72, 165
Commonwealth Authorities and Companies Act 1997 9, 11, 13, 33, 82, 138
Commonwealth islands 67
communication 73-6
community engagement and participation 19, 39-40, 53, 55, 62, 71, 75
Community Partnerships Group 15, 80-1
compliance 49, 55, 56-60, 75
conservation, heritage and indigenous partnerships 37-43
Conservation, Heritage and Indigenous Partnerships Reef Advisory Committee 138
consultancy services 143-4
Content Management System 69
control framework 136-7
coral bleaching 19-20, 71
coral disease 18, 19
coral reef health assessment 17-20
Coral Reef Initiative Action Network 157
corporate governance 10-11
corporate services 82-5
crab fisheries 23, 49
CRC Reef Research Centre 5, 71, 143, 164-5
technical and scientific publications 25-7
crown-of-thorns starfish (COTS) 18, 19, 52
cruise ships 52
CSIRO 72
cultural heritage management 41

D

- Day, Jon 42-3
- Day-to-Day Management Programme 3, 15, 54-63, 144
- financial statements 167-82
- funding 4, 54
- training 6203
- Dent Island 67
- Department of Defence 66
- Department of the Environment and Water Resources 23, 33, 45, 47, 48, 72, 156, 158, 163
- Dharumbal TUMRA - Woppaburra Section 39, 41
- disability strategies 14, 161-3
- disseminating research results 72-3
- dive-based fisheries 48
- Dive Queensland 53
- dolphin conservation 37, 38-9
- Drupella spp. 19
- dugong conservation 37, 38

E

- East Coast Inshore Finfish Fishery 38
- Eastern Cape York Peninsula Traditional Owners groups 41
- Eastern Tuna and Billfish Fishery 49
- ecologically sustainable development and environmental performance 14, 156-61
- ecologically sustainable fisheries 22-4
- Ecotourism Australia 52, 78
- education 52-3, 73-4, 77-8, 79
- energy performance 160
- Environment Protection and Biodiversity Conservation Act 1999 8, 14, 23, 24, 42, 45, 156-61
- Environment Protection (Sea Dumping) Act 1981 157
- Environmental Behaviour Consultants 72, 165
- Environmental impact management 65-7, 159-60

- Environmental Management Charge 5, 50, 53, 83
- Environmental Management System 161
- environmental management systems (permits) 65-6
- Environmental Research Ethics Advisory Committee 11
- equal employment opportunity 84
- Excellence in Marine and Coastal Management Award 3, 66, 77
- Executive 32-4
- expenses 5
- external accountability 137
- external audit 138
- Eye on the Reef Programme 51, 71

F

- field management of the Marine Park 3, 54-63
- Financial Management and Accountability Act 1997 2, 8, 33, 82
- financial performance, summary 4-7
- financial statements 86-130, 167-82
- fisheries assessment 23
- fisheries management 22-4, 47-9
- Fisheries Reef Advisory Committee 139-40
- flood water quality monitoring 46
- fraud control 12
- Freedom of Information 13, 141-3
- funded research and investigations 163-6

G

- Girringun TUMRA 41
- Global Reef Coral Monitoring Network 157
- government enquiries 13
- Great Barrier Reef Audit Committee 11, 135-8
- Great Barrier Reef Consultative Committee 2, 10-11, 133-5
- Great Barrier Reef Environmental Research Ethics Advisory Committee 141

Great Barrier Reef Marine Park Act 1975 8, 9, 10, 11, 22, 24, 35, 133, 141, 156, 157
 amendments 2, 34
 review 2, 33, 70, 82, 88

Review Panel Report 8, 13, 14, 33-4

Great Barrier Reef Marine Park Amendment Bill 2007 8, 13

Great Barrier Reef Marine Park Authority
 committees 10-11, 14, 133-41
 Executive 32-4
 financial performance 4-7, 86-130
 funded research 165
 legislation 8
 meetings 133
 members 10-11, 132-3
 Minister 2, 9, 35, 51, 59
 organisation 9
 regional offices 3
 role 8
 Service Charter 14
 state of affairs 14-15
 website 53, 66, 76

Great Barrier Reef Marine Park Authority Certified Workplace Agreement 2006-2009 84-5, 161

Great Barrier Reef Marine Park Authority Fraud Control Plan 12

Great Barrier Reef Marine Park Authority Risk Management Plan 12

Great Barrier Reef Ministerial Council 133

Great Barrier Reef Outlook Report 2, 14, 33, 34, 47

Great Barrier Reef Tourism Staff Training Course 52-3

Great Barrier Reef World Heritage Area (GBRWHA) 42-3

Green Zones 2

Gungandji, Memorandum of Understanding with 62

H

hard coral cover, long-term monitoring 17-20
 heritage strategy 42
 High Standard Tourism Programme 51
 human resources management 83-5

I

illegal fishing 49, 59
 illegal hunting 59
 image collection services 69, 70
 income 4
 income statement 91
 indemnities and insurance premiums 13
 Indigenous Land Use Agreement with Erubam Le and Wuthathi People 62
 Indigenous Partnerships Liaison Unit 39-42
 Indigenous people
 co-management programmes 55, 62
 engagement with Indigenous communities adjacent to GBR 39-40
 representation on Authority committees 141
 sea country management 41
 sea country research and education 41-2
 sustainable traditional use of marine resources 39, 41, 158
 Traditional Owner involvement in tourism and management 41, 52
 Traditional Use of Marine Resources Agreement 3, 39, 41
 information technology 69
 Innovative Science for Sustainable Management of Coral Reef Biodiversity 72
 internal audit 11, 12-13, 137
 international conventions 15
 International Coral Reef Initiative 15, 157
 international involvement 15

J

James Cook University 2, 166

K

key performance indicators 17-30

knowledge management 68

L

Lady Elliot Island 67

Lady Elliot Island Lightstation, Draft Heritage Management Plan 42

Laura Aboriginal Dance Festival 42

legal actions 13

legal services 34-5

legislative compliance 137

library services 69-70

live coral cover 17, 19

Local Marine Advisory Committees 11, 14, 70, 74, 140-1

Low Isles research station 67

M

Ma:Mu TUMRA 41

Manburra Traditional Owners 41

maps and mapping 70

Marine and Tropical Sciences Research Facility 5, 38, 67, 70, 71, 72, 163-5

technical and scientific publications 25-7

marine biological monitoring 46

Marine Monitoring Programme 10, 15, 44, 45-7, 71

Marine Monitoring Report 2

Marine Parks Act 2006 (Qld) 61

marine turtle conservation 37, 38

marine water quality monitoring 46

members of the Authority 10-11, 132-3

ministerial services 36

monitoring for adaptive management 71

N

National Turtle Recovery Plan 38

Native Title 62

natural and cultural resource protection 55, 61-2

Natural Heritage Trust 4, 39, 54

Natural Resource Management Group 33

news releases and media interviews 74-5

'no take' zones 2, 24-5

North Australian Indigenous Land and Sea Management Alliance 39

nutrient concentrations 20-2, 44

O

occupational health and safety 85, 146-7

offences identified 49, 56-7

Ombudsman 13

organisational chart 9

outcomes and outputs 16, 37-80

P

parliamentary committees 13

parliamentary liaison 36

partnerships 3, 52, 75

with scientists 71-2

to protect the Reef 33, 66

see also community engagement and participation; Indigenous people

permits 65-6

Permits, Compliance and Management System 69

pest control 60, 61

pesticide monitoring in reef waters 20, 22

Pisonia forests 60-1

plans of management 64-7

pollution monitoring 20-2

Port Authorities, liaison with 66

Portfolio Budget Statements 5, 6

public accountability 11-15

Public Information Unit 75
public understanding of threats to the Reef 29-30
publications 25-7, 74, 147-55

Q

Queensland Coral Reef Finfish Fishery 48
Queensland Department of Primary Industries and Fisheries 22-3, 47, 48, 49
Queensland Environmental Protection Agency 38, 41, 42, 54, 70
Queensland Fisheries Act 1994 47
Queensland Fisheries Service 156
Queensland Integrated Development Assessment System 45
Queensland Parks and Wildlife Service 3, 4, 52, 54, 62, 80, 166
Queensland Recreation Area Management Board 54
Queensland Rural Adjustment Authority 49
Queensland Transport 50

R

Raine Island Nature Refuge 62
Reef Advisory Committees 11, 138-40
Reef and Rainforest Research Centre 71
Reef Beat - Sustainability 77-8
Reef Check 71, 166
Reef ED website 77
reef education 73-4
Reef education products 77
Reef Guardian Council programme 45, 74
Reef Guardian Schools programme 45, 75, 77
Reef HQ Aquarium 4, 5, 73, 78-80
 20th anniversary 3
 education 79
 visitor survey 78
 volunteers 79
Reef monitoring programme 51

Reef Videoconferencing 79-80
Reef Water Quality Partnership 44
Reef Water Quality Protection Plan (Reef Plan) 3, 15, 20, 44, 45-7, 71, 143, 156, 157
Regional Natural Resource Management (NRM) groups 43, 44, 46
regional offices 3
regional shows 75
remuneration
 executive 122
 members 121
Representative Areas Programme 3, 24, 38
research and monitoring co-ordination 70-3
revenue 4
risk management 12, 136
river systems 157
Rolfe, Ross 10, 132

S

science and information for park management 67-73
scientific support 72
Scott, Evelyn 10, 132
sea country management 41
sea country research and education 41-2
Sea Research 166
seabirds 60
SeaRead 75
Service Charter 14
shark conservation 15, 37, 49
Shark Implementation Review Committee 49
Skeat, Andrew 10, 32
social justice and equity 13
socio-economic monitoring 46-7
Southern Cross University 166
Spatial Data Centre 70
species conservation 15, 37-9
see also vulnerable species
staffing resources 6, 83-4, 145-6

stakeholders 11, 14, 53, 74, 140-1
State of the Great Barrier Reef Report Online
72-3
statement of cash flows 94
statement of changes in equity 93
sustainable traditional use of marine resources
39, 41, 158

T

Tanzer, John 10, 32
tourism operators, education of 52-3
Tourism Queensland 52
tourism and recreation 27-9, 50-3
 satisfaction level 28
Traditional Owner involvement 41, 52
visitation trends 27-8
Tourism and Recreation Reef Advisory
Committee 52, 140
Tourism Research Australia 166
Traditional Use of Marine Resources
Agreement (TUMRA) 3, 39, 41
Tropical Tourism North Queensland 53
Turnbull, Malcolm 51
Turner, Malcolm 15
turtle conservation 37, 38, 60

U

University of Queensland 166

V

visitor facilities 55, 61-2
vulnerable species 55, 60-1

W

water pollution 20-2, 43-7
water quality 2, 33, 43-4, 45-6, 143, 157
Water Quality and Coastal Development Reef
Advisory Committee 139
water quality communication support 75-6

whale conservation 37, 38-9
Whitsundays Plan of Management 52, 64
Woppaburra Traditional Owners 41
workplace diversity 85
workplace relations 84
world heritage 42-3, 66, 157, 159
World Travel and Tourism Council's Tourism
for Tomorrow Destination Award 3, 15, 51

Z

zoning compliance 75
Zoning Plan 2-3, 24-5, 156



Australian Government

**Great Barrier Reef
Marine Park Authority**